

Power Amplifier

WR-4.3/195-220GHz/15dB Gain/11dBm Psat

Model: TMPA-195220-2211-04

TMPA-195220-2211-04 is a power amplifier with a typical small signal gain of 15 dB and a nominal Psat of 11 dBm across the frequency range of 195 to 220 GHz. The DC power requirement for the amplifier is +12 VDC/75 mA. The input and output port configuration offers an inline structure with WR-4.3 waveguides and UG-387/U-M anticocking flanges.

Features:

- Frequency range: 195-220GHz
- Gain: 15dB Typ
- Output Power Psat: 11dBm Typ
- Good Power and Gain Flatness

Applications:

- Passive Imaging
- Communication Systems
- Radar Systems

Electrical Characteristics:

Parameter	Min	Typ	Max	Units
Frequency range	195		220	GHz
Small Signal Gain		15		dB
Output Psat		11		dBm
Input VSWR		2.5		:1
Output VSWR		3		:1
DC Voltage		12		V DC
DC Supply Current		75		mA

Mechanical Specifications:

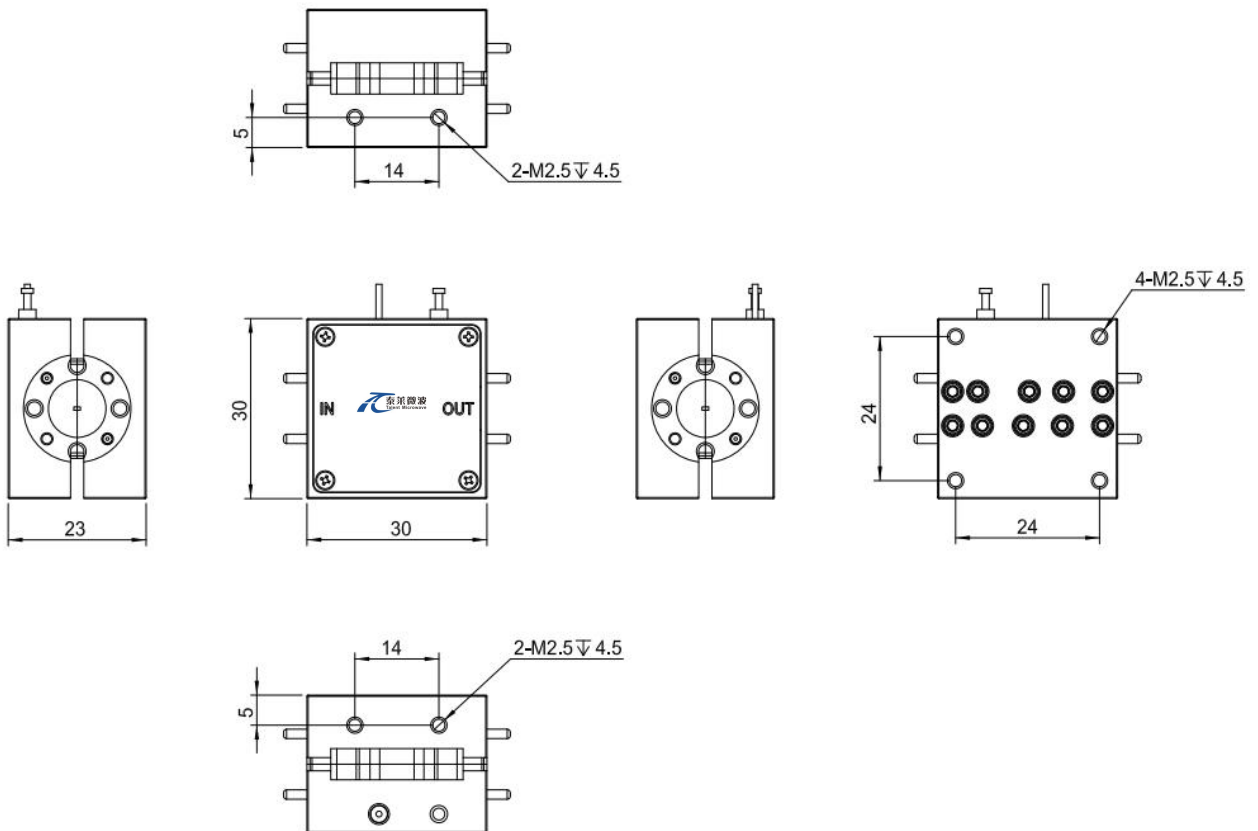
Parameter	Value	Units
Input /Output Connector	WR-4.3/UG-387/U	
DC Bias	Solder Pin	
Size	30*30*23(Without Heatsink)	mm

Absolute Maximum Ratings:

Parameter	Value
Supply Bias Voltage	+15 V
RF Input Power	+12 dBm
ESD sensitivity (HBm)	Class 0, passed 150V

Outline Drawing:

Unit:mm; Tolerance:±0.1mm



*****Heat Sink Required During Operation**



ESD Protection: Strictly adhere to ESD precautions to prevent electrostatic damage.

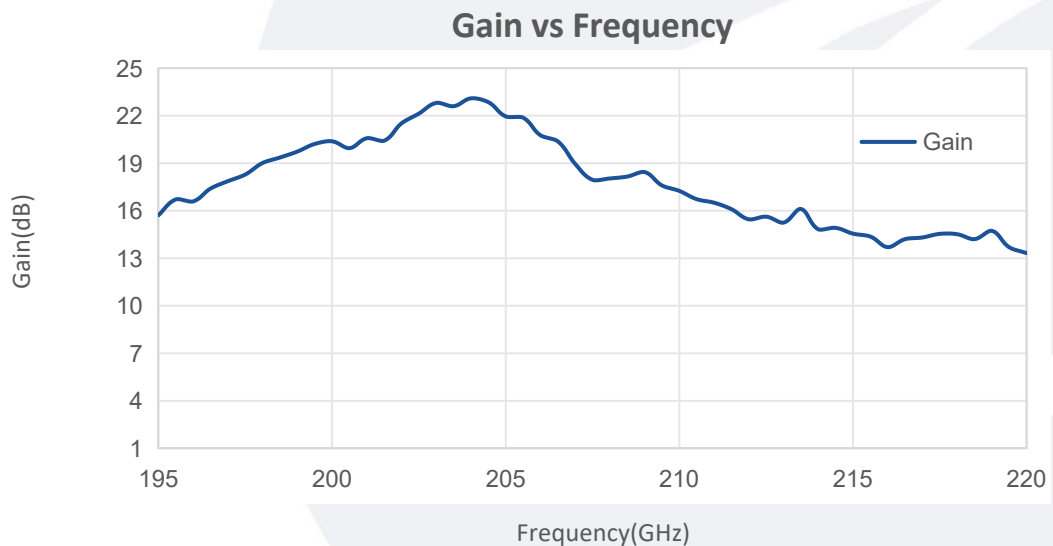
Environmental Conditions:

Parameter	Min	Typ	Max	Units
Operating Temperature	-10		+65	°C
Non-operating Temperature	-45		+85	°C
Relative humidity		95		%
Altitude	10,000			feet
Shock / Vibration(MIL-STD-810F)	25g rms (15 degree 2KHz) endurance, 1 hour per axis			
Shock(non operating)	20G for 11msc half sin wave,3 axis both directions			

Ordering Information:

Base Number	Description	Revision
TMPA-195220-2211-04	Power Amplifier, 195-220 GHz, Gain:15 dB Type, Psat:11 dBm Type, +12V DC,WR-4.3, Without heatsink	Rev.1.1
TMPA-195220-2211-04-HS	Power Amplifier, 195-220 GHz, Gain:15 dB Type, Psat:11 dBm Type, +12V DC,WR-4.3, Without heatsink	Rev.1.1

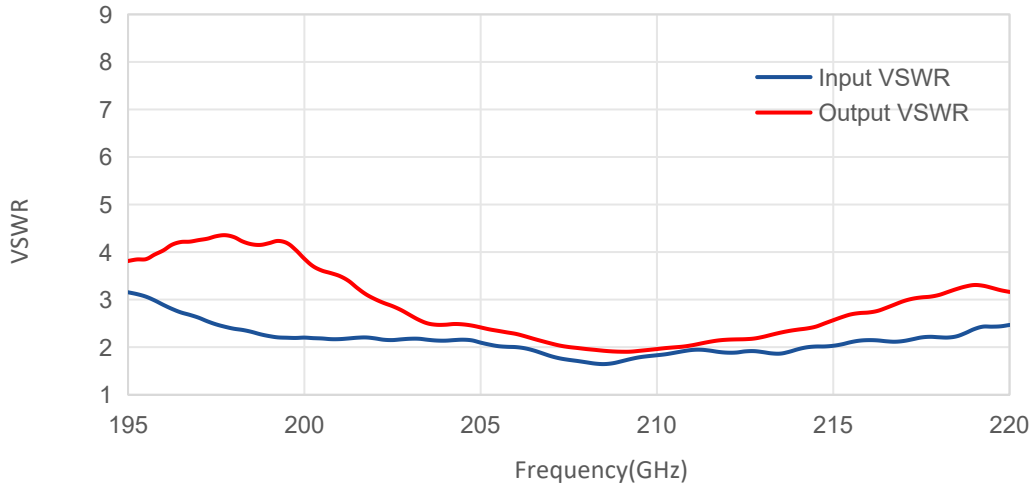
Typical Performance Data:



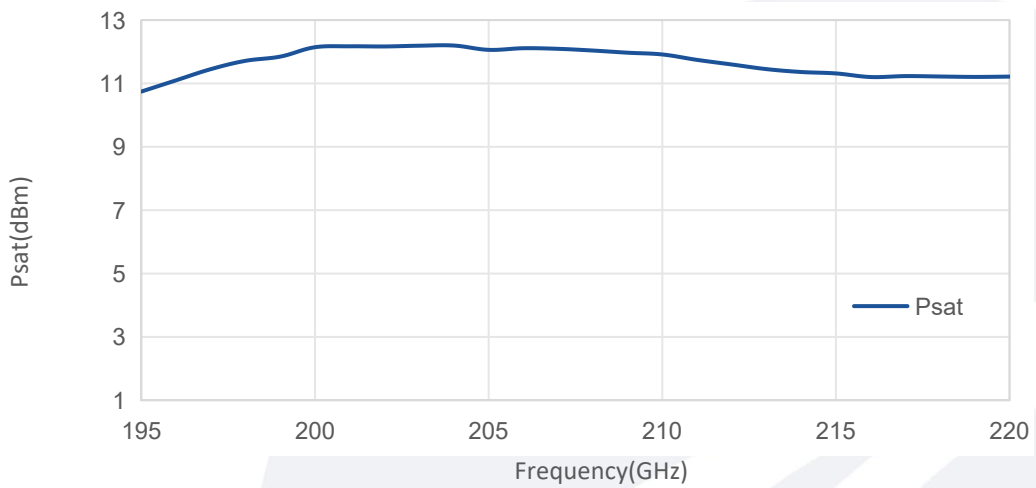
Note: Above data is for ref only, actual data may vary from unit to unit depending on operating environment and other factors like material lots etc.

Typical Performance Data:

VSWR vs Frequency



Psat vs Frequency



Note: Above data is for ref only, actual data may vary from unit to unit depending on operating environment and other factors like material lots etc.