

## W-Band Power Amplifier

WR-10/75-110GHz/30dB Gain/27dBm Psat

Model: TMPA-075110-3028-10

TMPA-075110-3028-10 is a W-Band power amplifier with a typical small signal gain of 30 dB and a nominal Psat of 27 dBm across the frequency range of 75 to 110 GHz. The DC power requirement for the amplifier is +16 VDC/1.2 A. The input and output port configuration offers an inline structure with WR-10 waveguides and UG-387/U-M antickocking flanges.

### Features:

- Ultra Wide Band: 75-110 GHz
- Gain: 30dB Typ
- Output Power Psat: 27dBm Typ
- Good Power and Gain Flatness

### Applications:

- Passive Imaging
- Communication Systems
- Radar Systems

### Electrical Characteristics:

Parameter	Min	Typ	Max	Units
Frequency range	75		110	GHz
Small Signal Gain		30		dB
Power Gain		23		dB
Output P1dB		25		dBm
Output Psat		27		dBm
Input VSWR		2		:1
Output VSWR		2.2		:1
DC Voltage		16	18	V DC
DC Supply Current		1.2		A

### Mechanical Specifications:

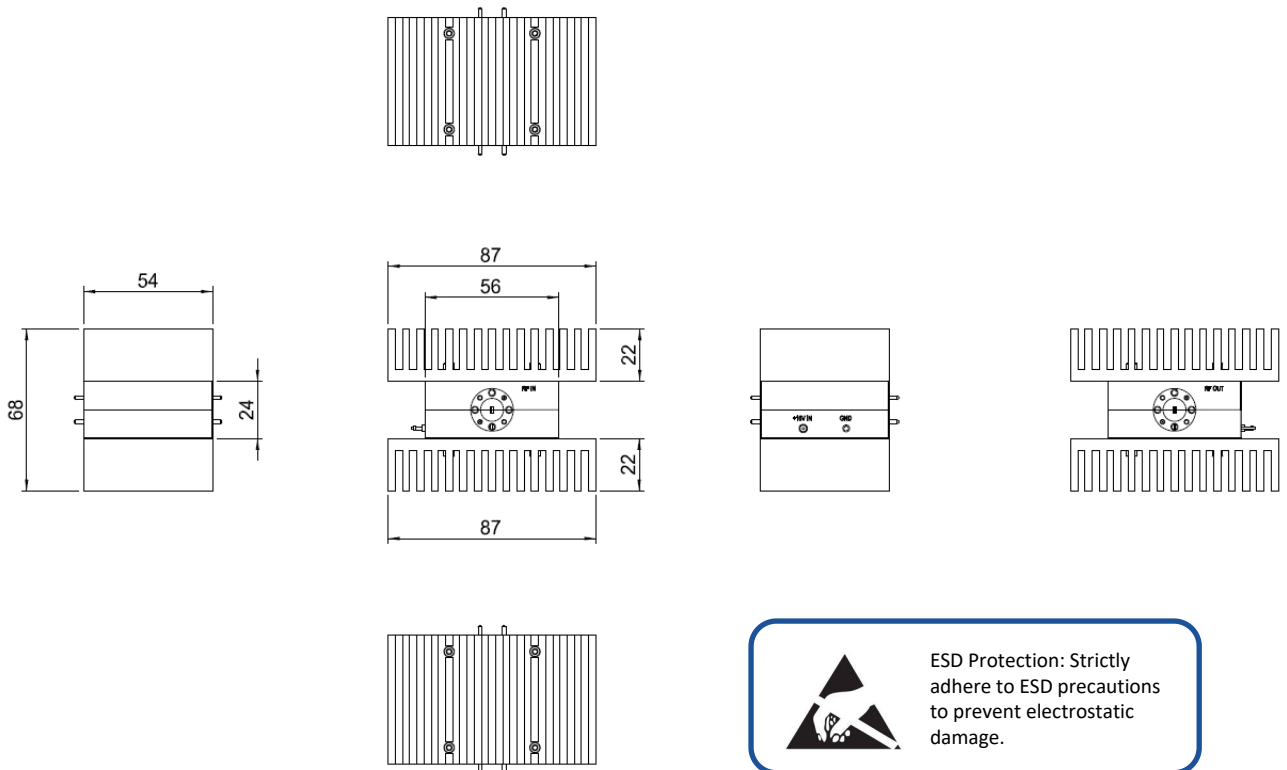
Parameter	Value	Units
Input /Output Connector	WR-10/UG-387/U	
DC Bias	Solder Pin	
Size	56*54*24(Without Heatsink) 87*54*68(With Heatsink)	mm

### Absolute Maximum Ratings:

Parameter	指Value
Supply Bias Voltage	+18 V
RF Input Power	+10 dBm
ESD sensitivity (HBm)	Class 0, passed 150V

### Outline Drawing:

Unit:mm; Tolerance:±0.1mm



### Environmental Conditions:

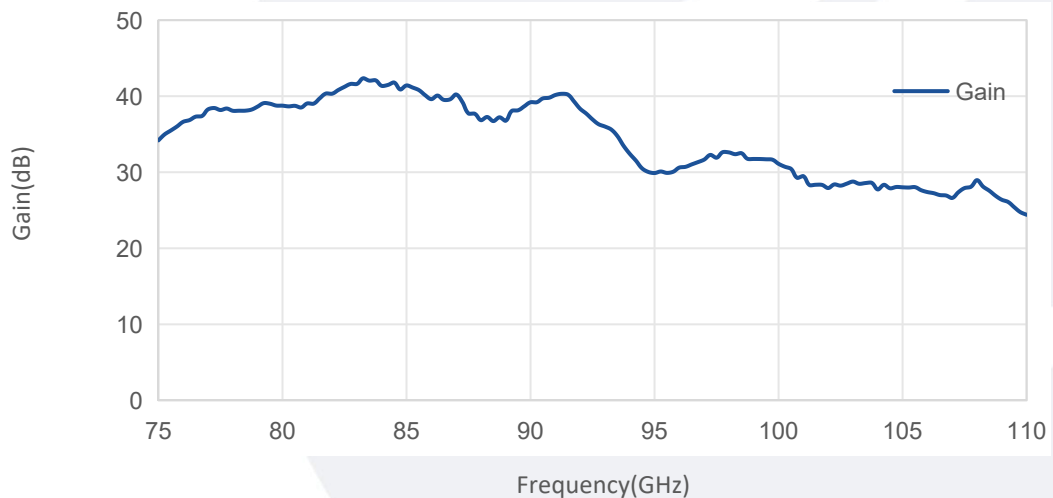
Parameter	Min	Typ	Max	Units
Operating Temperature	-10		+65	°C
Non-operating Temperature	-45		+85	°C
Relative humidity		95		%
Altitude	10,000			feet
Shock / Vibration(MIL-STD-810F)	25g rms (15 degree 2KHz) endurance, 1 hour per axis			
Shock(non operating)	20G for 11msc half sin wave,3 axis both directions			

### Ordering Information:

Base Number	Description	Revision
TMPA-075110-3028-10	Power Amplifier, 75-110 GHz, Gain:30 dB Type, Psat:27dBm Typ, +16V DC,WR-10,Without Heatsink	Rev.1.1
TMPA-075110-3028-10-HS	Power Amplifier, 75-110 GHz, Gain:30 dB Type, Psat:27dBm Typ, +16V DC,WR-10,With Heatsink	Rev.1.1

### Typical Performance Data:

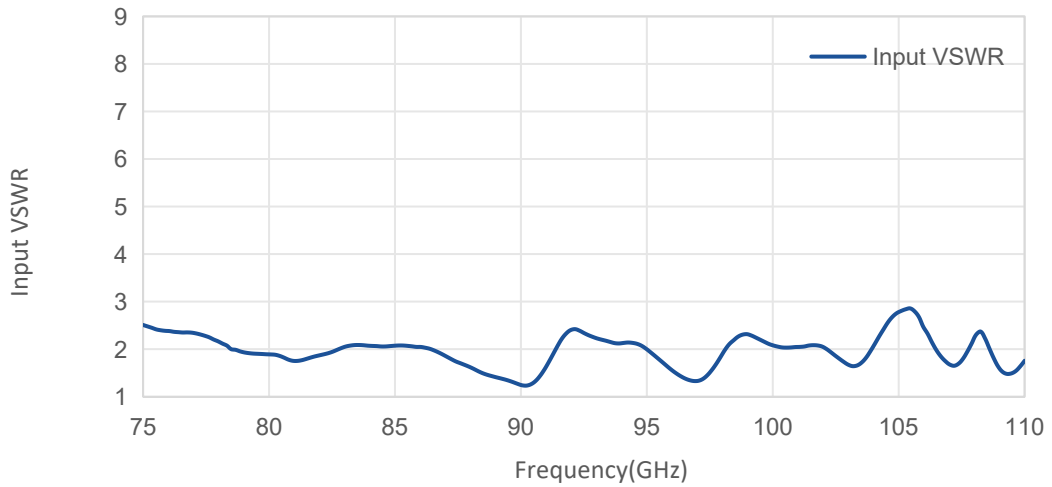
Small Signal Gain vs Frequency



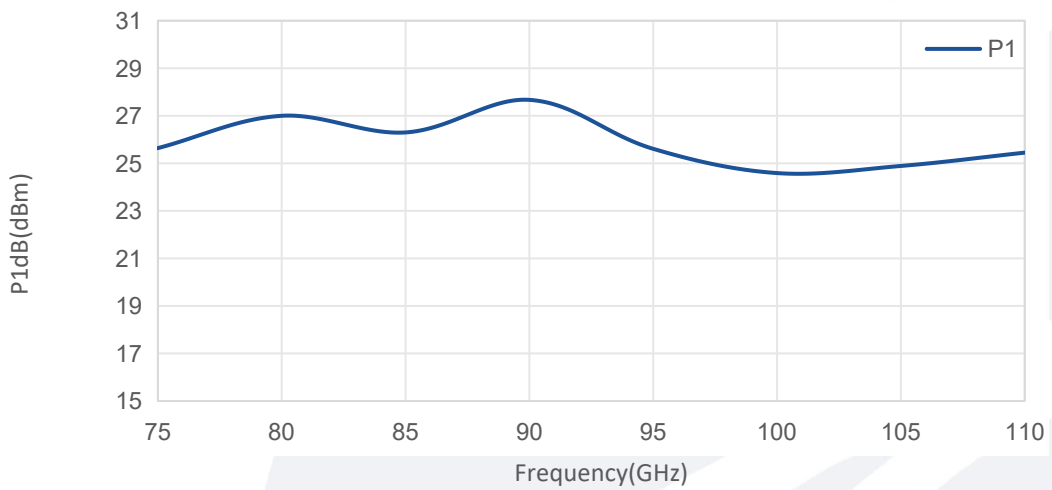
Note: Above data is for ref only, actual data may vary from unit to unit depending on operating environment and other factors like material lots etc.

**Typical Performance Data:**

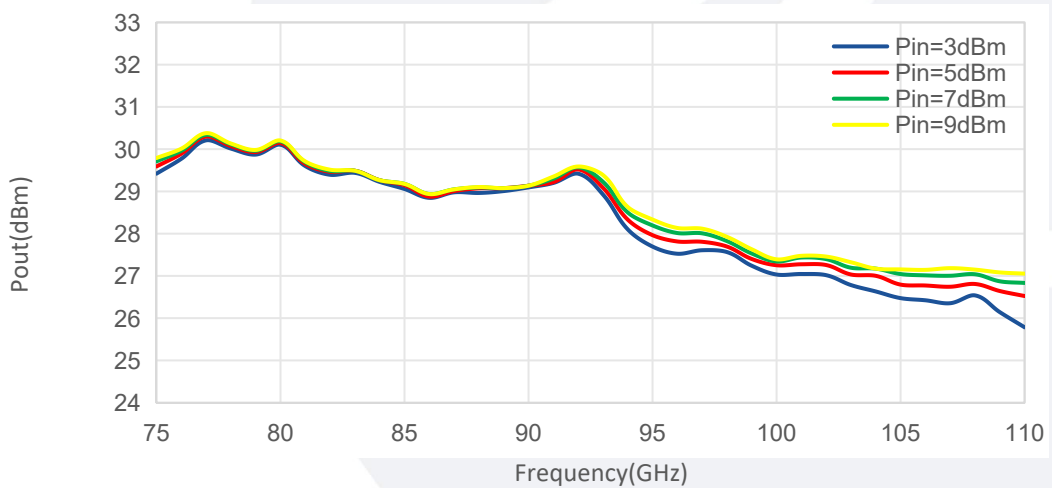
**Input VSWR vs Frequency**



**P1dB vs Frequency**



**Pout @ Pin**



Note: Above data is for ref only, actual data may vary from unit to unit depending on operating environment and other factors like material lots etc.