

Solid State High Power Amplifier Systems

2-18GHz/55dB Gain/55dBm Psat/220V AC

Model: TLPA2G18G-55-55-P-BC

TLPA2G18G-55-55-P-BC is a solid state high power amplifier systems provides high output power and high gain across the 2 to 18 GHz frequency range. The amplifier features a built-in 220V power supply, making it easy to use in most lab environments. This model features thermal self protection, preventing damage to the amplifier and providing added reliability.

Features:

- Frequency range: 2-18GHz
- Gain: 55dB Min
- Psat Output Power: 55dBm Min
- Protection: Over TEM, over voltage, over current ,over VSWR protection
- 50 Ohm Matched Input / Output

Electrical Characteristics:

Parameter	Symbol	Min	Typ	Max	Units
Frequency range	BW	2-18			GHz
Working Mode	MOD	PULSE ONLY			
Power Gain	GP	55			dB
Gain flatness	Δ GL		\pm 3		dB
Output Psat	Psat	55			dBm
Spurious@Pout=316W	Spur			-55	dBc
Harmonics@Pout=316W	HAM		-15	-10	dBc
Modulation Signal Level	TTL	0		5	V
Modulation Frequency	MF	1		100	KHz
Pulse Width	T	0.3		500	us
Duty Cycle	τ	0.1		20	%
Rise/Fall Time	Tr		50	100	ns
Pulse Input	TTL level, 50 ohm nominal termination				
Pulse Drop@T=100us	Pdrop		0.5	1	dB
Star Delay	DSU		150		ns
Shutoff Delay	TOF		250		ns
Input VSWR	VSWR		1.5	2	:1

Electrical Characteristics:

Parameter	Symbol	Min	Typ	Max	Units
AC Voltage	Vac	220 VAC(±10%), Single phase, 50Hz(±10%)			V AC
Power consumption@20%	Pdiss	700/1200			W
Output power control (Power Variation)	OPC		20		dB
Impedance	I/O-IMP	50			Ohms

Mechanical Specifications:

Parameter	Value	Units
Input /Output Connector	N Female/N Female	
Forward/Reverse Coupling	SMA Female/SMA Female	
Front Panel LCD Screen Display	7 inch LCD Screen Display	
Pulse Input Connector	BNC Female	
Communication Connector	DB9/RJ-45	
Size	19 Inch 8U*800 depth	mm
Weight	≤100	Kg

Absolute Maximum Ratings:

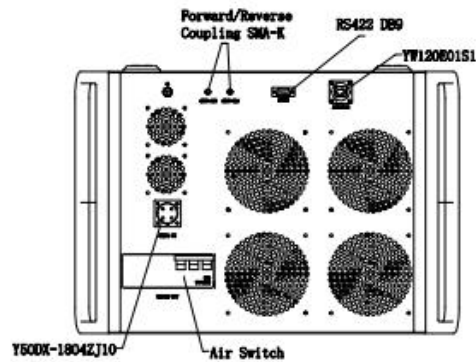

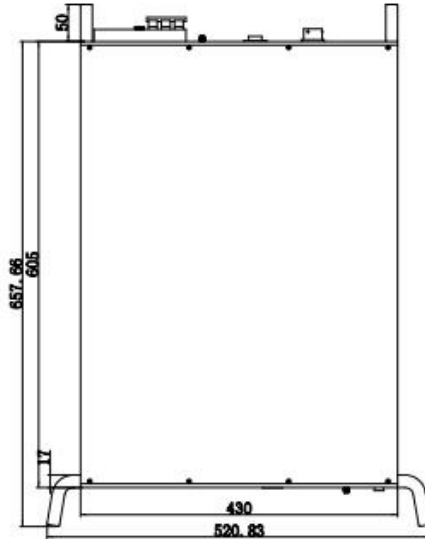

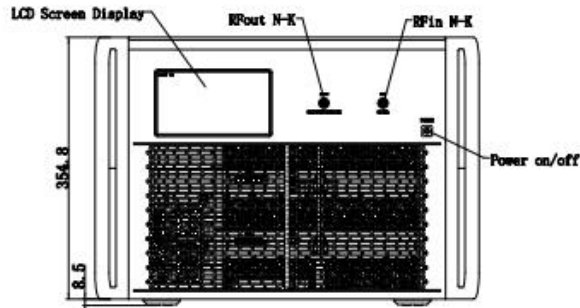
Parameter	Value
RF Input Power	+5 dBm
ESD sensitivity (HBm)	Class 0, passed 150V

Key Features:

Parameter	Advantages
Control functions	1, Power setting on/off
Protection functions	1,Over TEM 2,Over voltage 3,Over current 4,Over VSWR
Remote control	RS422/Ethernet
Cooling system	Built in Cooling system,forced air cooling

Outline Drawing:

Unit:mm



Environmental Conditions:

Parameter	Min	Typ	Max	Units
Operating Temperature*	-20		+40	°C
Non-operating Temperature*	-30		+50	°C
Relative humidity		95		%
Altitude	10,000			feet
Shock / Vibration(MIL-STD-810F)	25g rms (15 degree 2KHz) endurance, 1 hour per axis			
Shock(non operating)	20G for 11msc half sin wave,3 axis both directions			

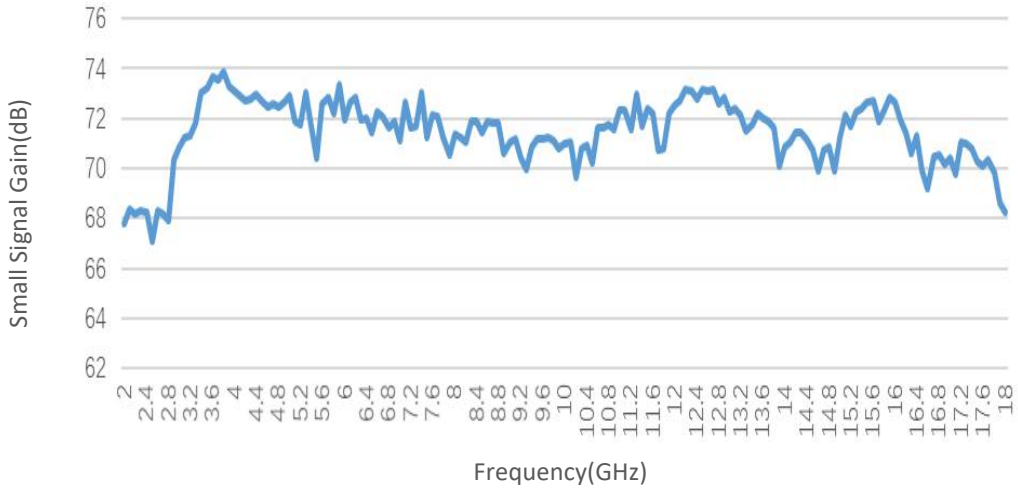
*Note: For a wider temperature range, please consult the manufacturer.

Ordering Information:

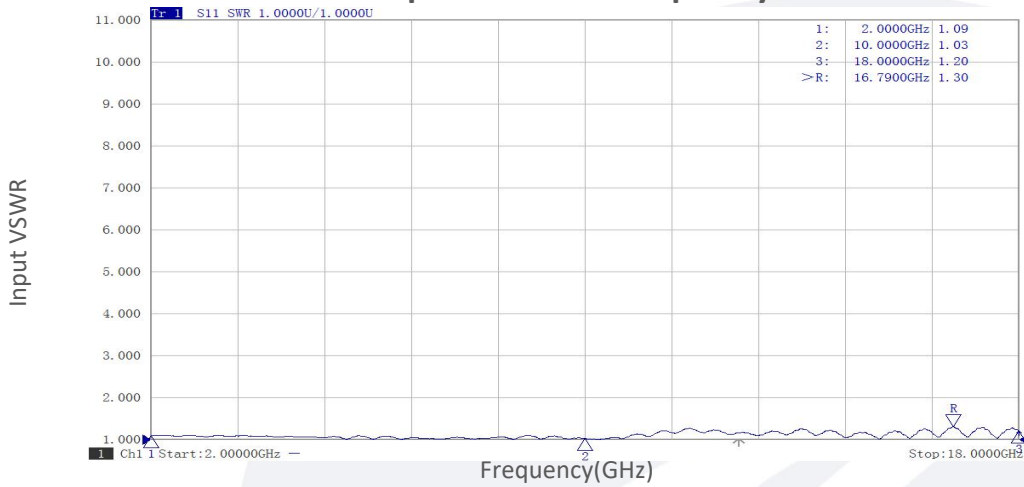
Base Number	Description	Revision
TLPA2G18G-55-55-P-BC	Solid State High Power Amplifier Systems 2-18GHz, Gain:55dB, Psat:55dBm, 220V AC, Built in Fan Cooling	Rev.1.1

Typical Performance Data:

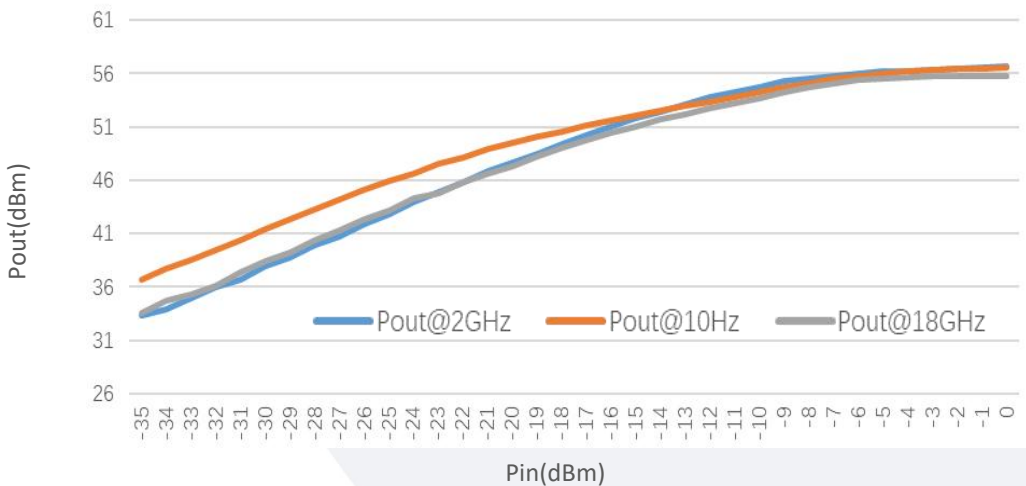
Small Signal Gain vs Frequency



Input VSWR vs Frequency

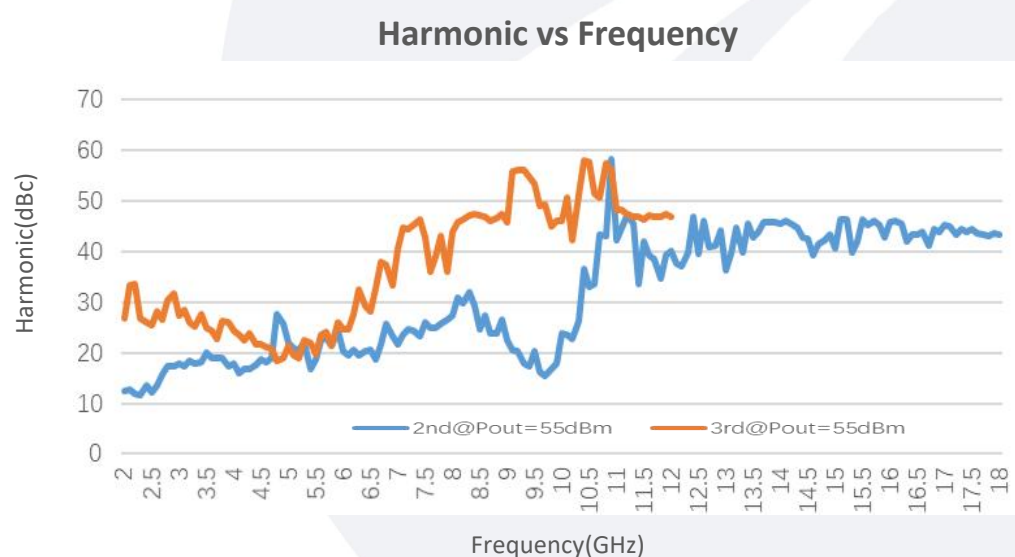
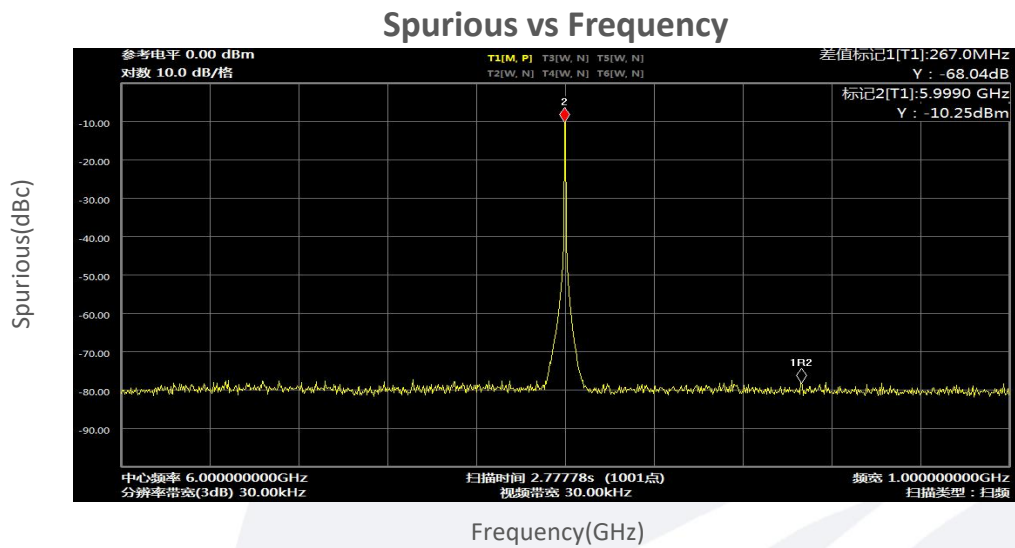
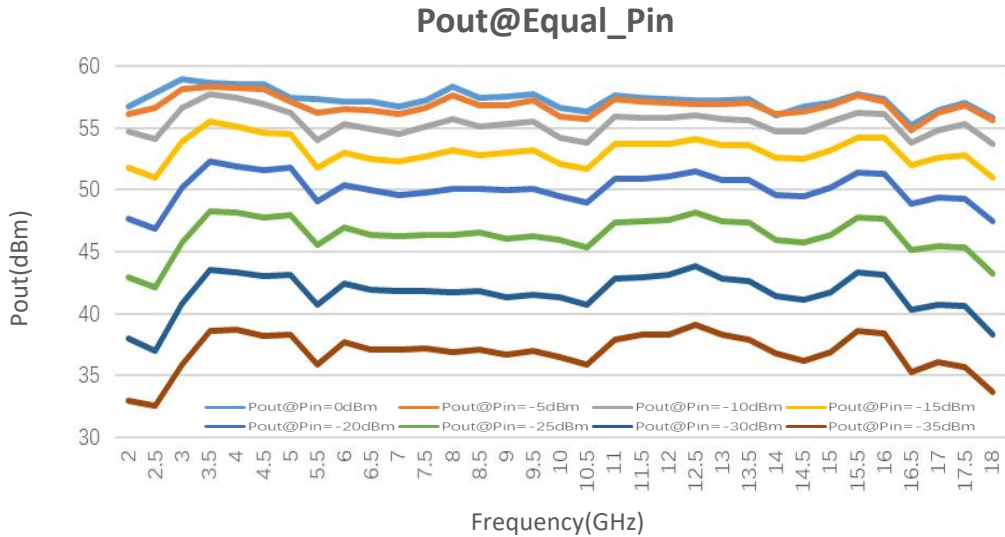


Pout@Pin



Note: Above data is for ref only, actual data may vary from unit to unit depending on operating environment and other factors like material lots etc.

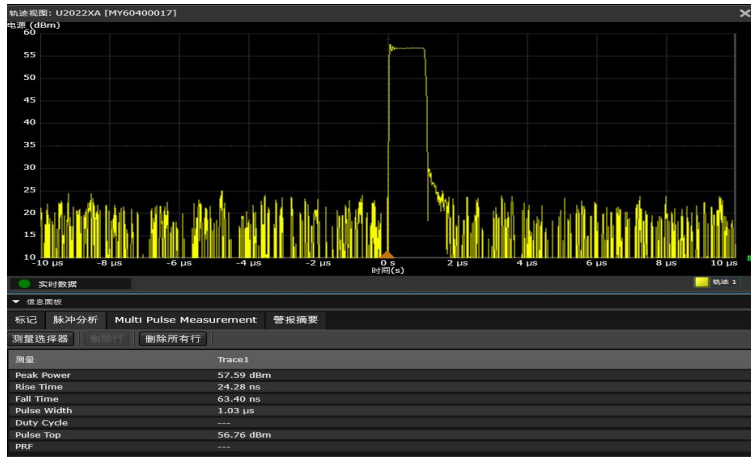
Typical Performance Data:



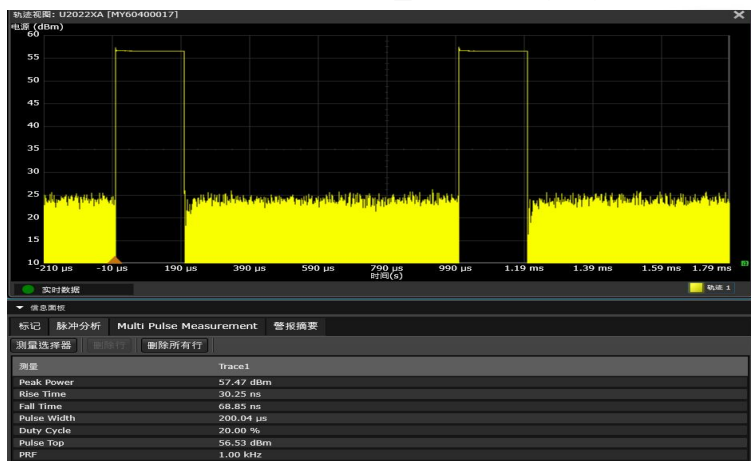
Note: Above data is for ref only, actual data may vary from unit to unit depending on operating environment and other factors like material lots etc.

Typical Performance Data:

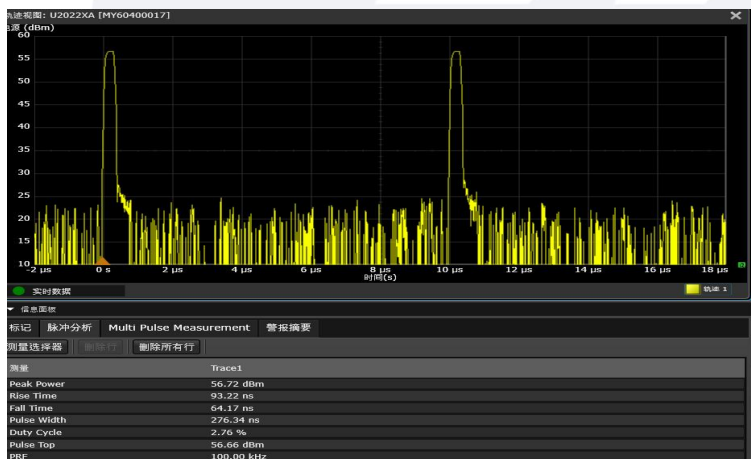
Rise/Fall Time @1KHz_0.1% Duty Cycle



Rise/Fall Time @1KHz_20% Duty Cycle



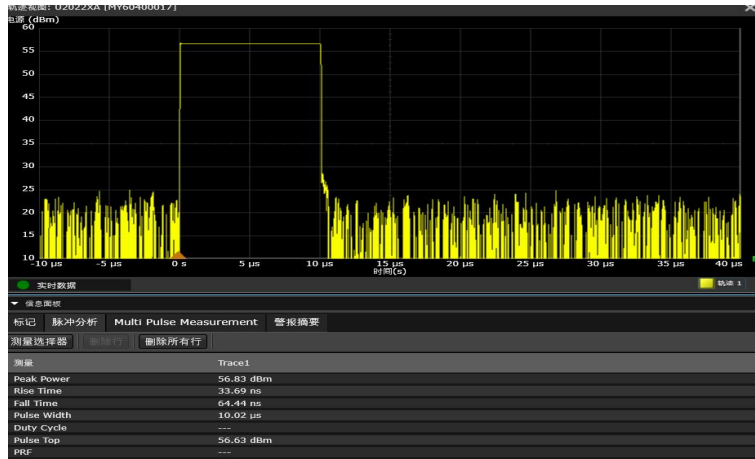
Rise/Fall Time @100KHz_3% Duty Cycle



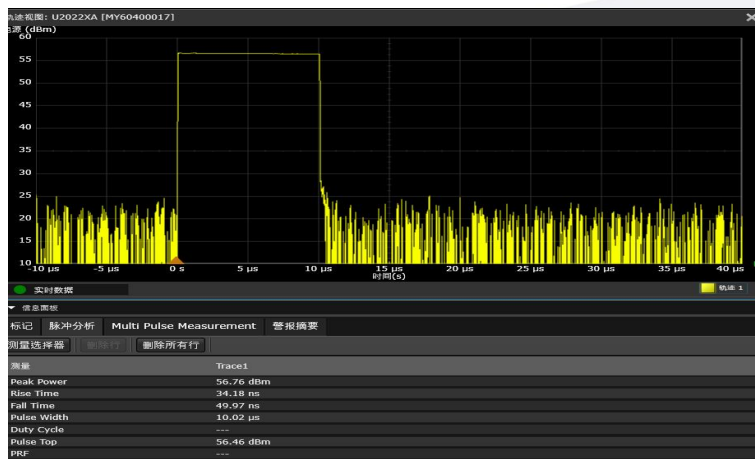
Note: Above data is for ref only, actual data may vary from unit to unit depending on operating environment and other factors like material lots etc.

Typical Performance Data:

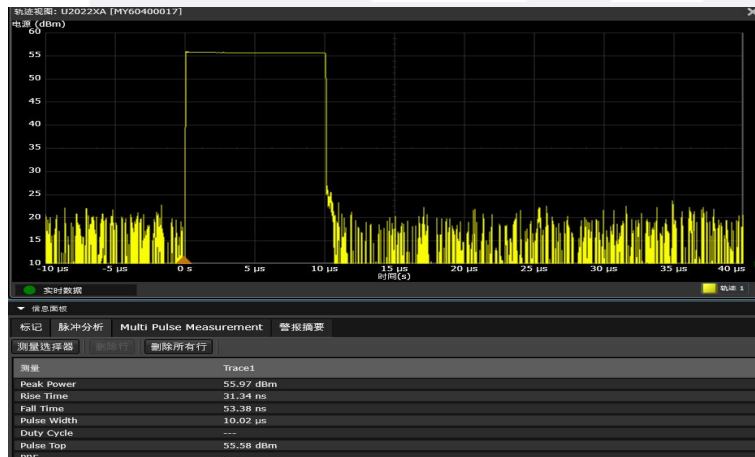
Rise/Fall Time @2GHz_10KHz_10% Duty Cycle



Rise/Fall Time @10GHz_10KHz_10% Duty Cycle



Rise/Fall Time @18GHz_10KHz_10% Duty Cycle



Note: Above data is for ref only, actual data may vary from unit to unit depending on operating environment and other factors like material lots etc.

Typical Performance Data:

Delay



Note: Above data is for ref only, actual data may vary from unit to unit depending on operating environment and other factors like material lots etc.