

## Power Amplifier

100KHz-200MHz/43dB Gain/44dBm Psat

Model: TLPA100K200M-43-44

TLPA100K200M-43-44 is a power amplifier with a typical small signal gain of 43 dB and a nominal Psat of 44 dBm across the frequency range of 100KHz to 200 MHz. The DC power requirement for the amplifier is +24 VDC/6 A. The input and output port configuration offers coax adapter structure with SMA female.

### Features:

- Frequency range: 100KHz-200MHz
- Gain: 43dB Typ
- Output Power Psat: 44dBm Typ
- Good Power and Gain Flatness
- 44 Ohm Matched Input / Output

### Applications:

- Cellular
- PCN
- GSM
- ISM
- Lab Test

### Electrical Characteristics:

Parameter	Min	Typ	Max	Units
Frequency range	100KHz		200MHz	
Small Signal Gain	40	43		dB
Gain Flatness		±1.3	±1.6	dB
Output P1dB	42	43		dBm
Output Psat	43	44		dBm
Noise Figure		9		dB
Input VSWR			2.0	:1
DC Voltage		24	28	V DC
DC Supply Current		6		A
Impedance		50		Ohms

## Mechanical Specifications:

Parameter	Value	Units
Input /Output Connector	SMA Female/SMA Female	
DC Power Supply Connector	DSUB-9Pin	
Size	154*94*20(Without Heatsink) 264*140*82(With Heatsink)	mm
Weight	150	g

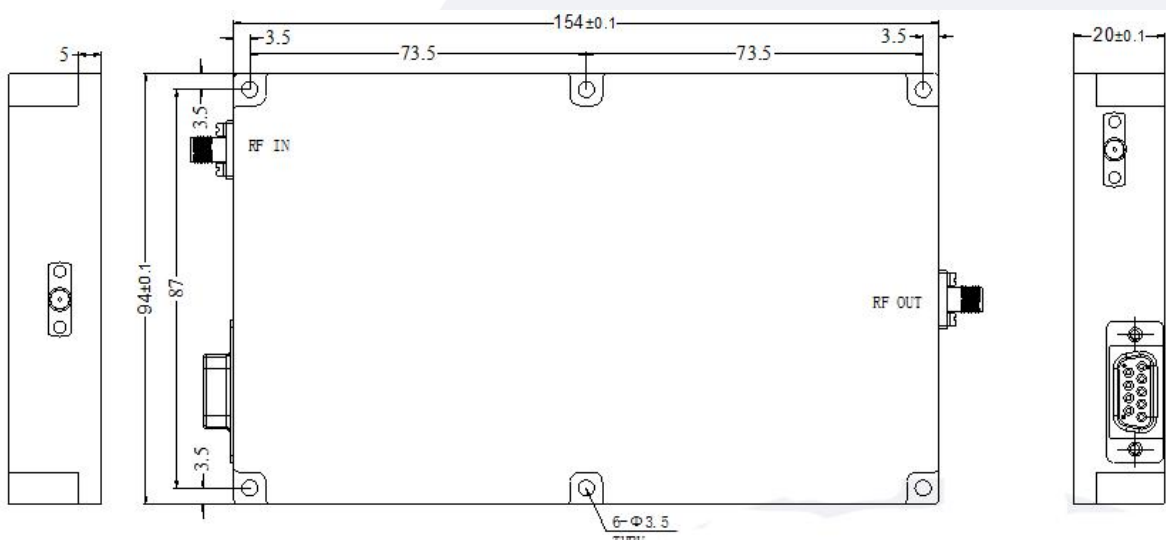
## Absolute Maximum Ratings:

Parameter	Value
Supply Bias Voltage	+28 V
RF Input Power	+5 dBm
ESD sensitivity (HBm)	Class 0, passed 150V



## Outline Drawing:

Unit:mm



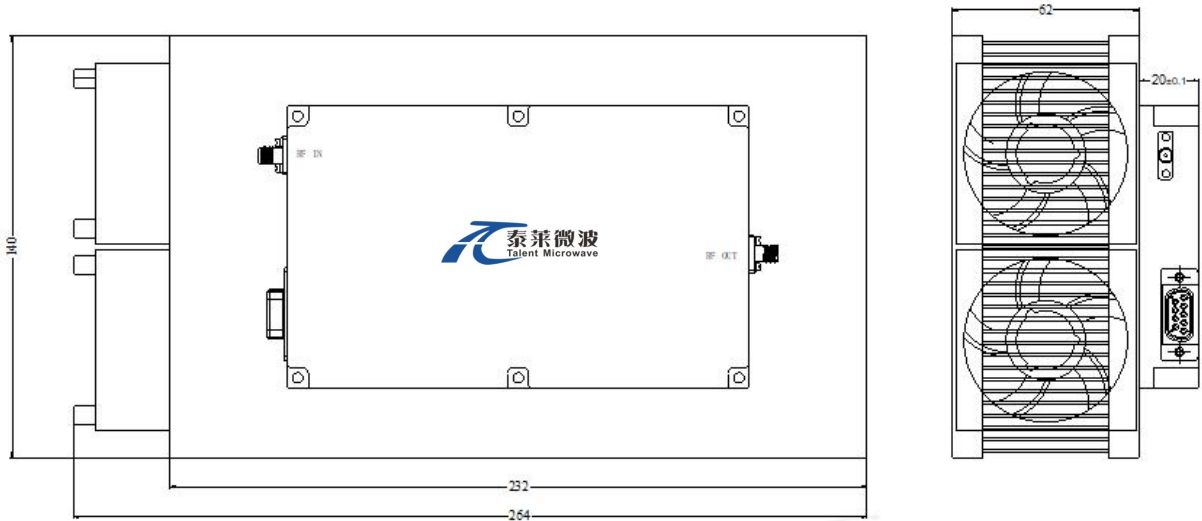
**\*\*\*Heat Sink Required During Operation**



ESD Protection: Strictly adhere to ESD precautions to prevent electrostatic damage.

**外形图 Outline Drawing:**

Unit:mm; Tolerance:±0.1mm



**直流供电接口 DC Supply Connector(DSUB-9 Female):**

引脚 Pin	名称 Name	功能 Function
1	+24V	Power supply positive,+26.0-30.0VDC
2	+24V	Power supply positive,+26.0-30.0VDC
3	+24V	Power supply positive,+26.0-30.0VDC
4	GND	Ground
5	GND	Ground
6	NC	Not connected
7	Over TEM	When the temperature of the case exceeds 85 °C, the power amplifier will turn off and this pin will be pulled high. If the temperature of case drops to 80 °C, the power amplifier will return to normal operation, and this pin will be pulled low.
8	NC	Not connected
9	EN	Amplifier Enable: TTL High (5V) (Internally Pulled-High) Amplifier Disable: Short to ground

### Environmental Conditions:

Parameter	Min	Typ	Max	Units
Operating Temperature*	-40		+50	°C
Non-operating Temperature*	-50		+60	°C
Relative humidity		95		%
Altitude	10,000			feet
Shock / Vibration(MIL-STD-810F)	20g,11ms,saw-tooth			
Shock(non operating)	20G for 11msc half sin wave,3 axis both directions			

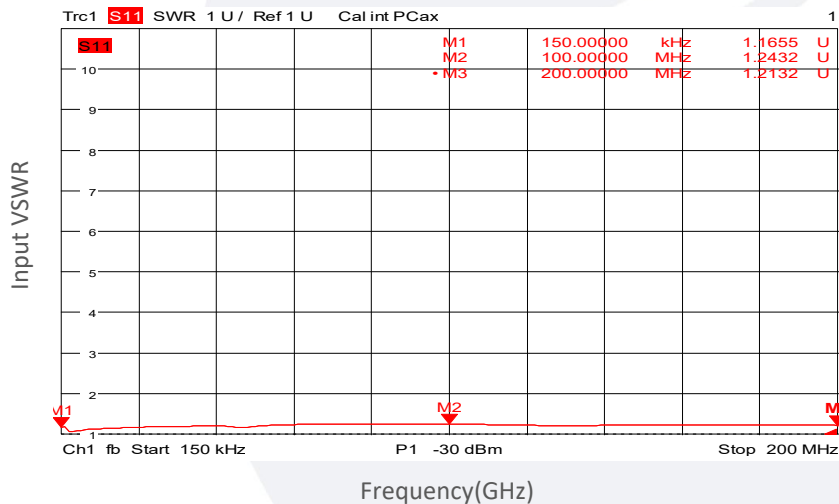
\*Note: For a wider temperature range, please consult the manufacturer.

### Ordering Information:

Base Number	Description	Revision
TLPA100K200M-43-44	Power amplifier 100KHz-200MHz, Gain:43dB,Psat:44dBm,+24V DC,Without Heatsink	Rev.1.1
TLPA100K200M-43-44-HS	Power amplifier 100KHz-200MHz, Gain:43dB,Psat:44dBm,+24V DC,With Heatsink	Rev.1.1

### Typical Performance Data:

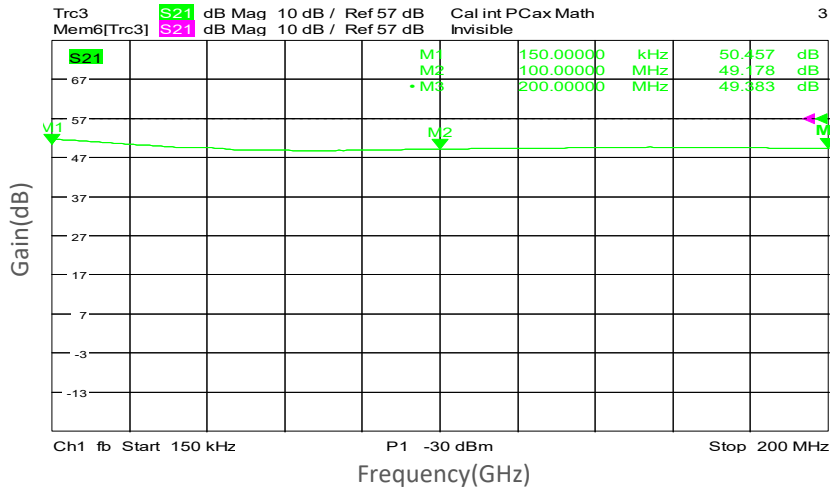
Input VSWR vs Frequency



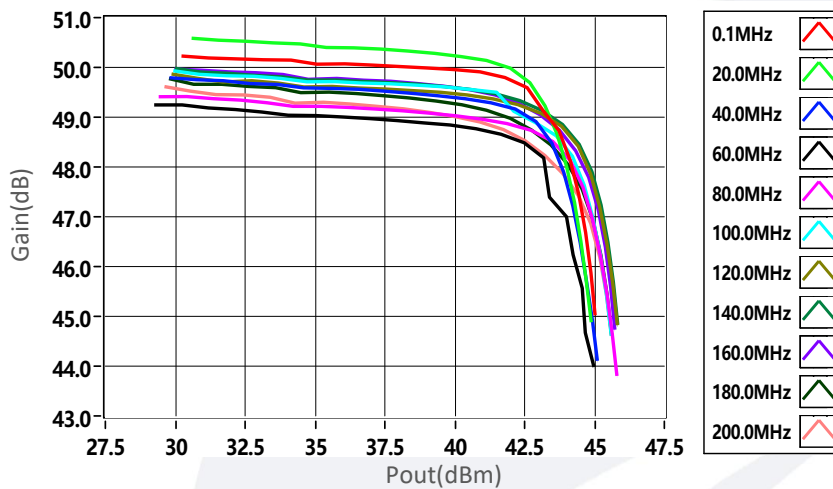
Note: Above data is for ref only, actual data may vary from unit to unit depending on operating environment and other factors like material lots etc.

## Typical Performance Data:

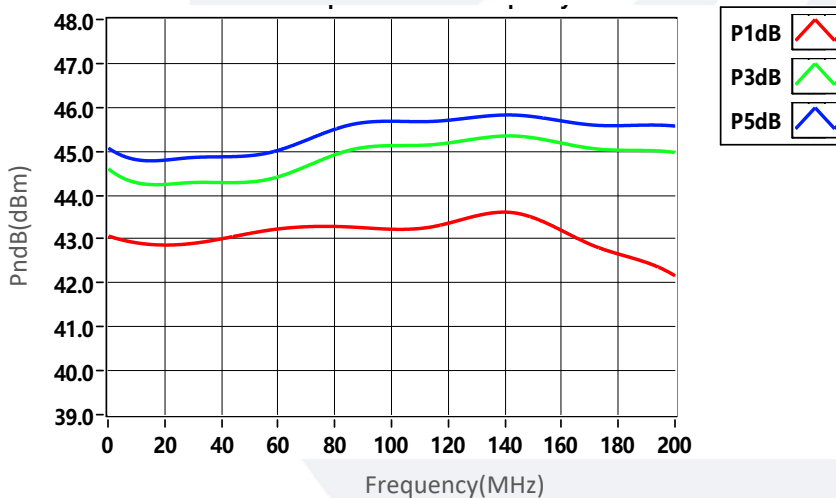
### Small Signal Gain vs Frequency



### Gain vs Output Power



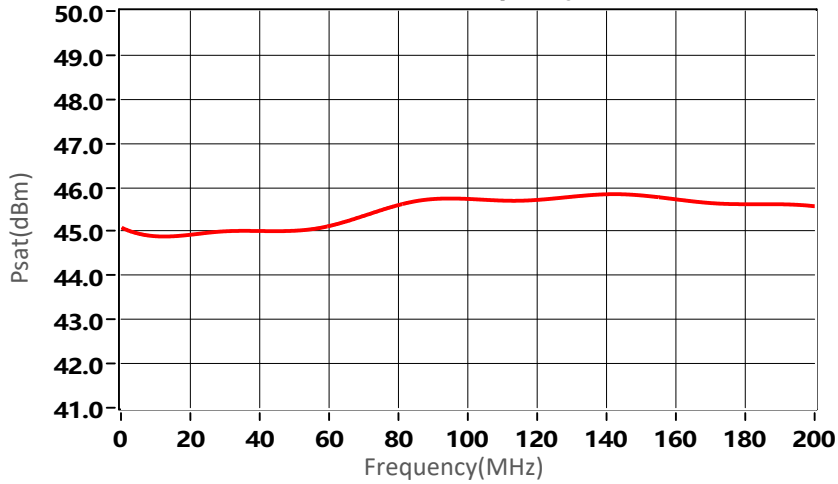
### PndB vs Frequency



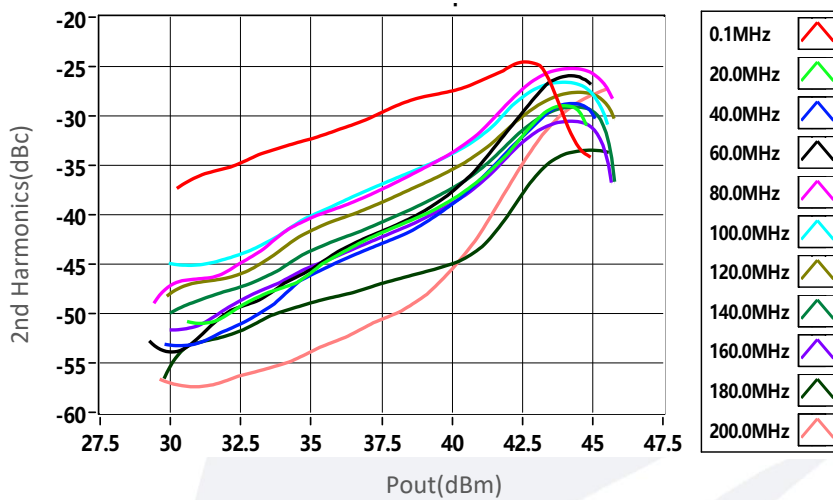
Note: Above data is for ref only, actual data may vary from unit to unit depending on operating environment and other factors like material lots etc.

## Typical Performance Data:

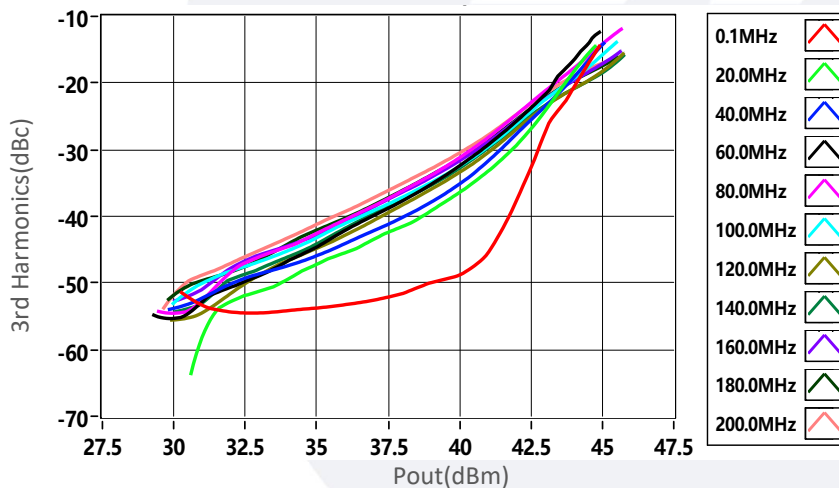
### Psat vs Frequency



### 2nd Harmonics vs Output Power



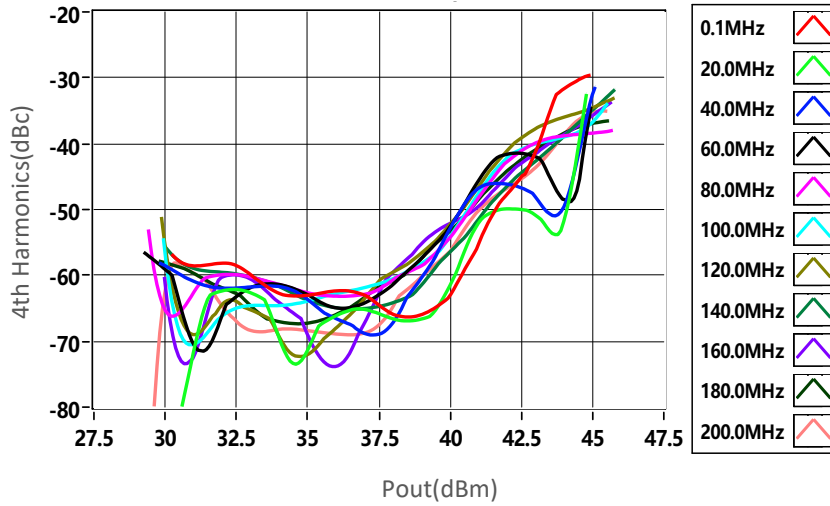
### 3rd Harmonics vs Output Power



Note: Above data is for ref only, actual data may vary from unit to unit depending on operating environment and other factors like material lots etc.

**Typical Performance Data:**

**4th Harmonics vs Output Power**



Note: Above data is for ref only, actual data may vary from unit to unit depending on operating environment and other factors like material lots etc.