

Power Amplifier

10-300MHz/33dB Gain/33dBm Psat

Model: TLPA10M300M-33-33

TLPA10M300M-33-33 is a power amplifier with a minimum small signal gain of 33 dB and a minimum Psat of 33 dBm across the frequency range of 10 to 300 MHz. The DC power requirement for the amplifier is +15 VDC/0.2 A. The input and output port configuration offers coax adapter structure with SMA female.

Features:

- Frequency range: 10-300MHz
- Gain: 33dB Min
- Output Power Psat: 33dBm Min
- Good Power and Gain Flatness
- 50 Ohm Matched Input / Output

Applications:

- Cellular
- PCN
- GSM
- ISM
- Lab Test

Electrical Characteristics:

Parameter	Min	Typ	Max	Units
Frequency range	10		300	MHz
Small Signal Gain	33	35		dB
Gain Flatness		±1	±2	dB
Output Psat	33	34		dBm
Harmonics @Pout=33dBm		-15		dBc
Input VSWR		1.5	2	:1
DC Voltage		+15	+16	V DC
DC Supply Current		0.2	1.0	A
Impedance		50		Ohms

Mechanical Specifications:

Parameter	Value	Units
Input /Output Connector	SMA Female/SMA Female	
DC Bias	Solder Pin	
Size	76*48*15(Without heatsink) 76*48*35(With heatsink)	mm
Weight	150	g

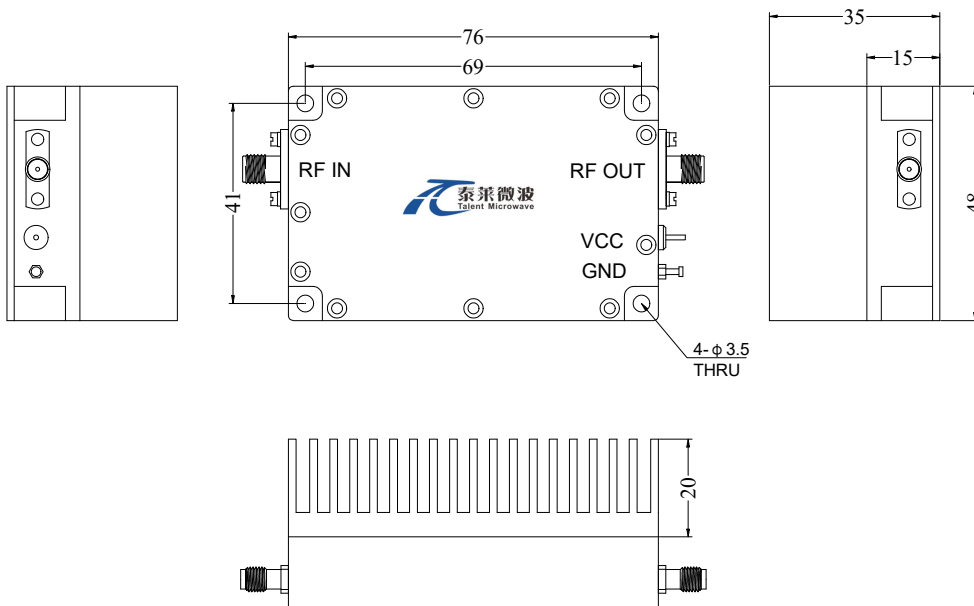
Absolute Maximum Ratings:

Parameter	Value
Supply Bias Voltage	+16 V
RF Input Power	+5 dBm
ESD sensitivity (HBm)	Class 0, passed 150V



Outline Drawing:

Unit:mm



ESD Protection: Strictly adhere to ESD precautions to prevent electrostatic damage.

Environmental Conditions:

Parameter	Min	Typ	Max	Units
Operating Temperature*	-40		+60	°C
Non-operating Temperature*	-50		+70	°C
Relative humidity		95		%
Altitude	10,000			feet
Shock / Vibration(MIL-STD-810F)	25g rms (15 degree 2KHz) endurance, 1 hour per axis			
Shock(non operating)	20G for 11msc half sin wave,3 axis both directions			

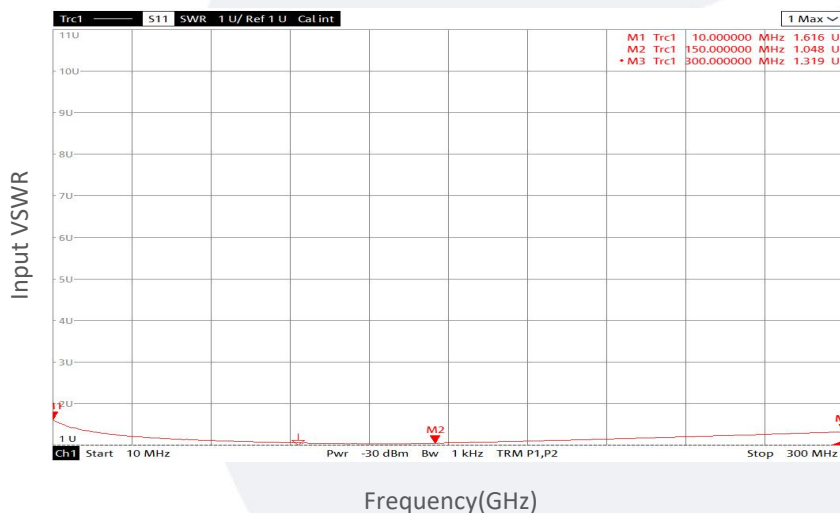
*Note: For a wider temperature range, please consult the manufacturer.

Ordering Information:

Base Number	Description	Revision
TLPA10M300M-33-33	Power amplifier 10-300MHz, Gain:33dB,Psat:33dBm,+15V DC,Without Heatsink	Rev.1.1
TLPA10M300M-33-33-HS	Power amplifier 10-300MHz, Gain:33dB,Psat:33dBm,+15V DC,With Heatsink	Rev.1.1

Typical Performance Data:

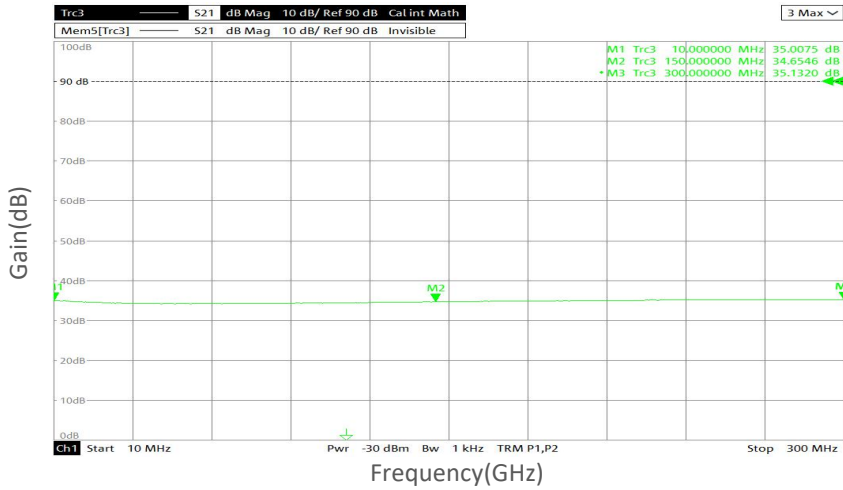
Input VSWR vs Frequency



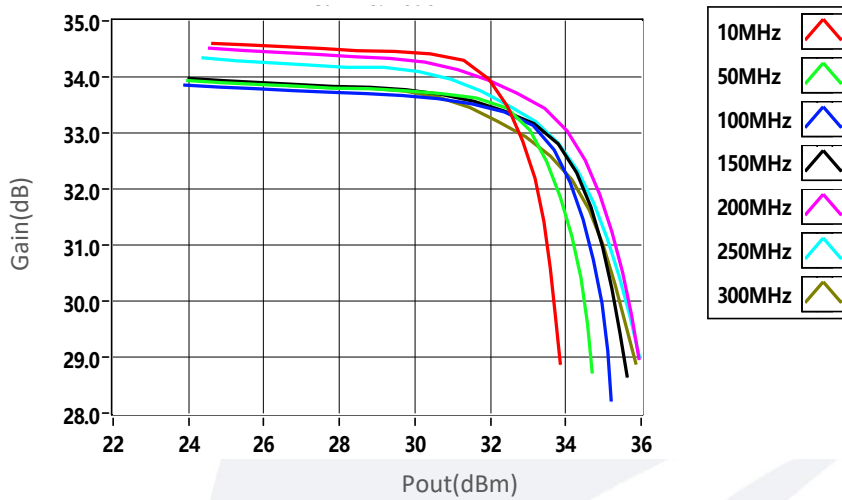
Note: Above data is for ref only, actual data may vary from unit to unit depending on operating environment and other factors like material lots etc.

Typical Performance Data:

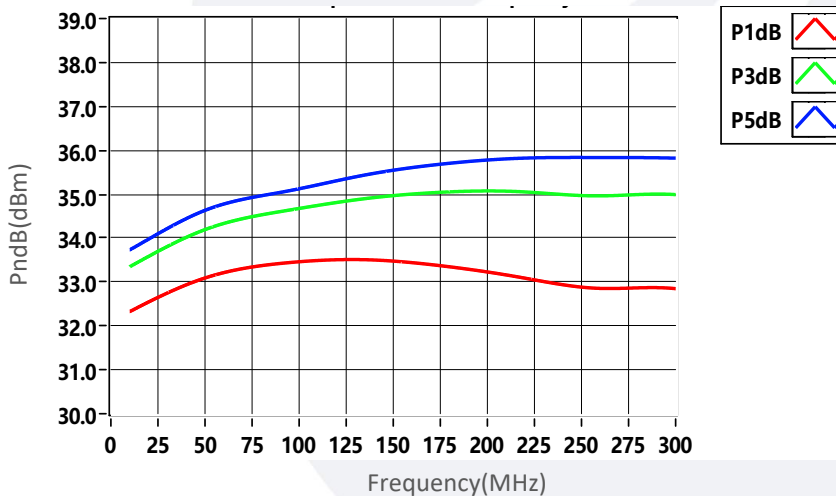
Small Signal Gain vs Frequency



Gain vs Output Power



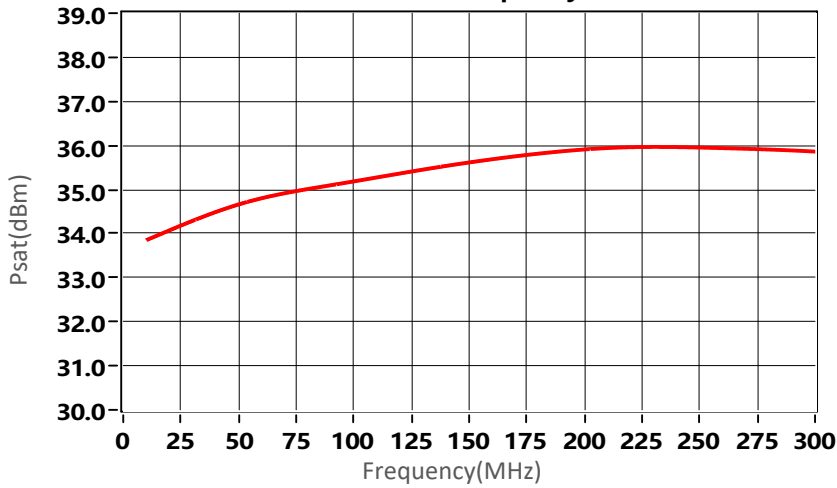
PndB vs Frequency



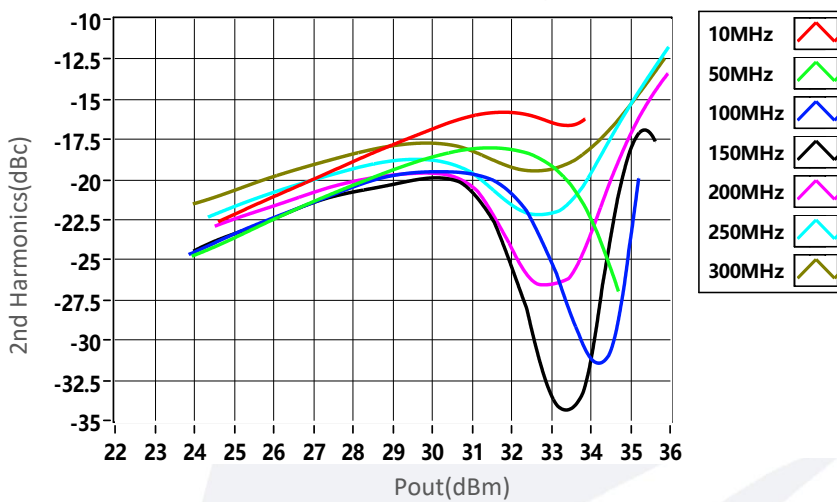
Note: Above data is for ref only, actual data may vary from unit to unit depending on operating environment and other factors like material lots etc.

Typical Performance Data:

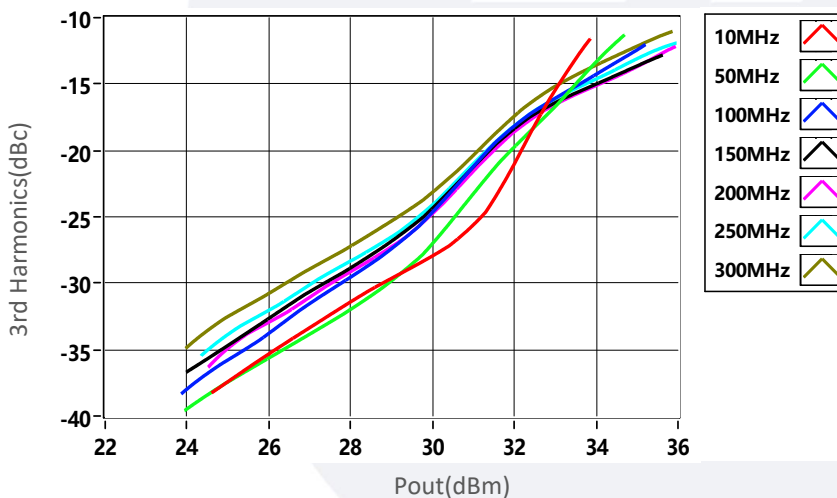
Psat vs Frequency



2nd Harmonics vs Output Power

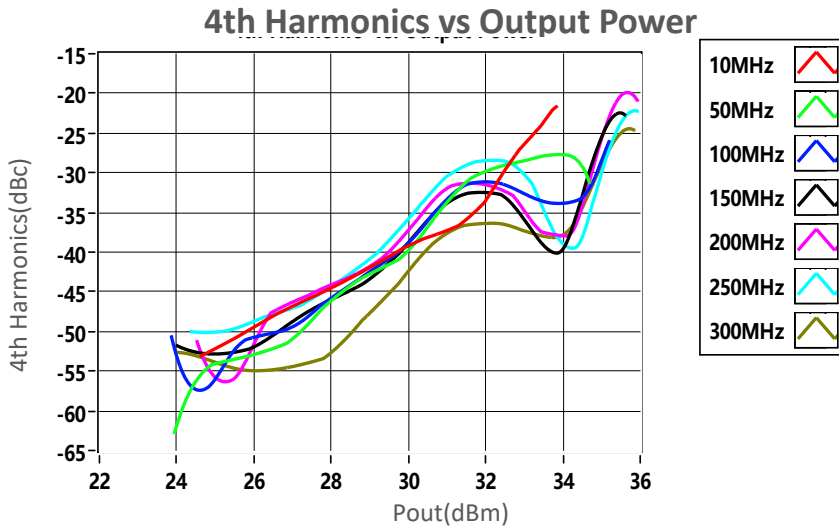


3rd Harmonics vs Output Power



Note: Above data is for ref only, actual data may vary from unit to unit depending on operating environment and other factors like material lots etc.

Typical Performance Data:



Note: Above data is for ref only, actual data may vary from unit to unit depending on operating environment and other factors like material lots etc.