

## Coaxial Band-pass Filter

7.35-7.65 GHz/SMA Female/SMA Male

Model: TLBF-7G5-300M-E

TLBF-7G5-300M-E is a coaxial band-pass filter with a passband frequency from 7.35 to 7.65 GHz and a rejection frequencies @ $\leq 6.35$  GHz and  $\geq 8.65$  GHz. The maximum insertion loss of the filter is 1.2 dB and the typical rejection is 70 dB.

### Features:

- Passband Frequency Range 7.35 to 7.65 GHz
- Low Insertion Loss
- High Rejection
- Steep Rejection Skirts
- Field Replaceable RF Connectors

### Applications:

- Instrumentations
- Radar Systems
- System Integrations

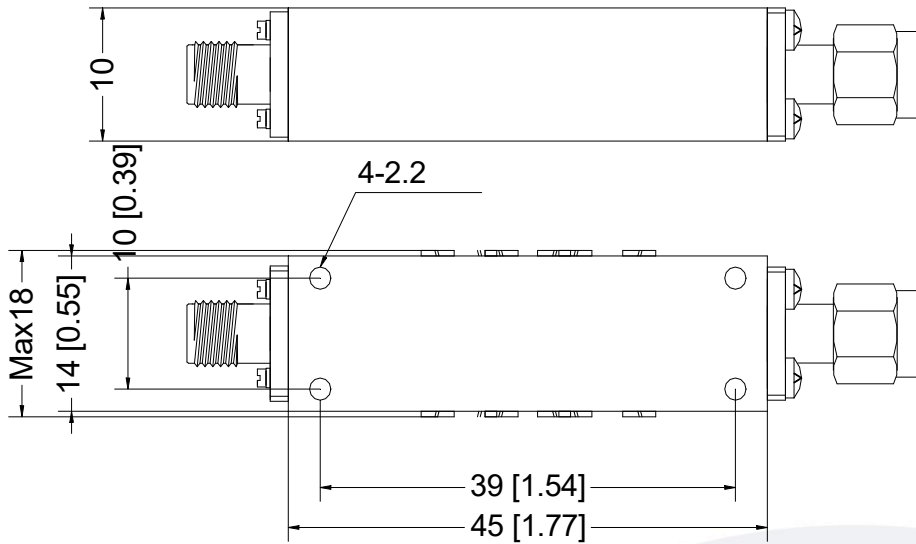
### Electrical Characteristics:

Parameter	Min	Typ	Max	Units
Passband Frequency range	7.35		7.65	GHz
Band Width			0.3	GHz
Passband Insertion Loss			1.2	dB
Pass Band Ripple	0.4			dB
Group Delay Flatness	1.3			NS
Rejection	>70dB@fo $\pm$ 1GHz			dB
Power Handling			15	W
VSWR			1.3	:1
Impedance	50			Ohms

### Environmental And Physical Characteristics:

Description	Parameter	Units
Operating Temperature	-40 To +70	°C
Connectors	SMA Female/SMA Male	
Weight	/	g

**Outline Drawing:** Unit:mm; Tolerance $\pm$ 0.1mm



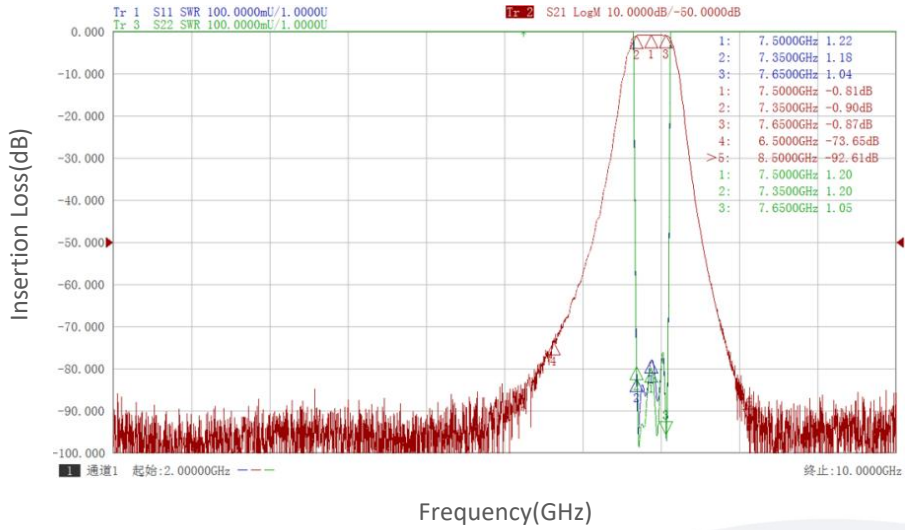
ESD Protection: Strictly adhere to ESD precautions to prevent electrostatic damage.

### Ordering Information:

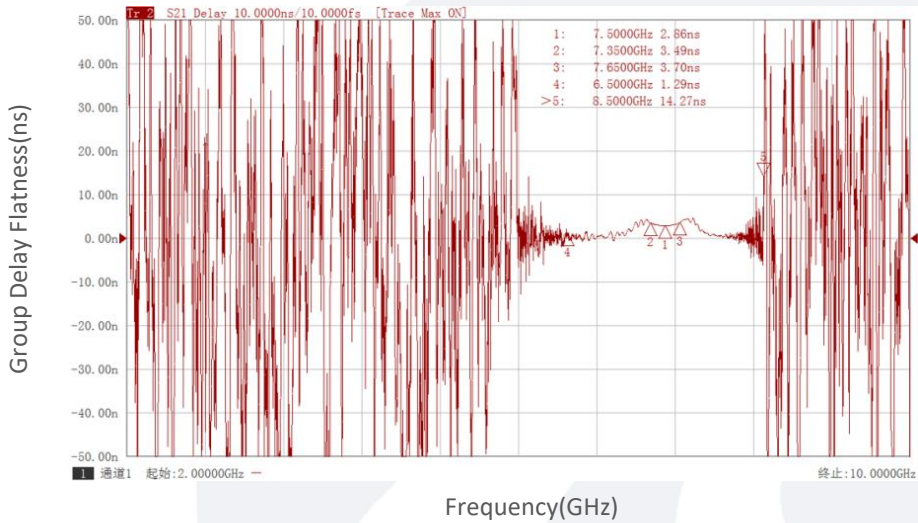
Base Number	Description	Revision
TLBF-7G5-300M-E	Coaxial Band-pass Filter, Passband frequency range: 7.35-7.65GHz, Passband Insertion Loss: 1.2dB, SMA Female/SMA Male	Rev.1.0

**Typical Performance Data:**

**Insertion Loss vs Frequency**



**Group Delay Flatness vs Frequency**



Note: Above data is for ref only, actual data may vary from unit to unit depending on operating environment and other factors like material lots etc.