

## Power Amplifier

0.5-6GHz/50dB Gain/50dBm Psat

Model: TLPA0.5G6G-50-50-WATERPROOF

TLPA0.5G6G-50-50-WATERPROOF is a power amplifier with a minimum power gain of 50 dB and a minimum Psat of 50 dBm across the frequency range of 0.5 to 6 GHz. The DC power requirement for the amplifier is +36 VDC/800 W. The input and output port configuration offers coax adapter structure with N Female.

### Features:

- Frequency range: 0.5-6GHz
- Gain: 50dB Min
- Output Power Psat: 50dBm Min
- Good Power and Gain Flatness
- 50 Ohm Matched Input / Output

### Applications:

- Cellular
- PCN
- GSM
- ISM
- Lab Test

### Electrical Characteristics:

Parameter	Min	Typ	Max	Units
Frequency range	0.5		6	GHz
Operating Mode	CW/PULSE compatible			
Power Gain	50			dB
Gain flatness		±3.5		dB
Output Psat	50			dBm
Spurious@Pout=50dBm			-60	dBc
2rd Harmonics@Pout=50dBm		-10		dBc
Input VSWR			2	:1
DC Voltage		36	38.5	V DC
Power Consumption			800	W
Ingress Protection Grade	IP-65			
Impedance	50			Ohms

## Mechanical Specifications:

Parameter	Value	Units
Input /Output Connector	N Female/N Female	
Size	300*209*108	mm
Weight	≤7.5	Kg

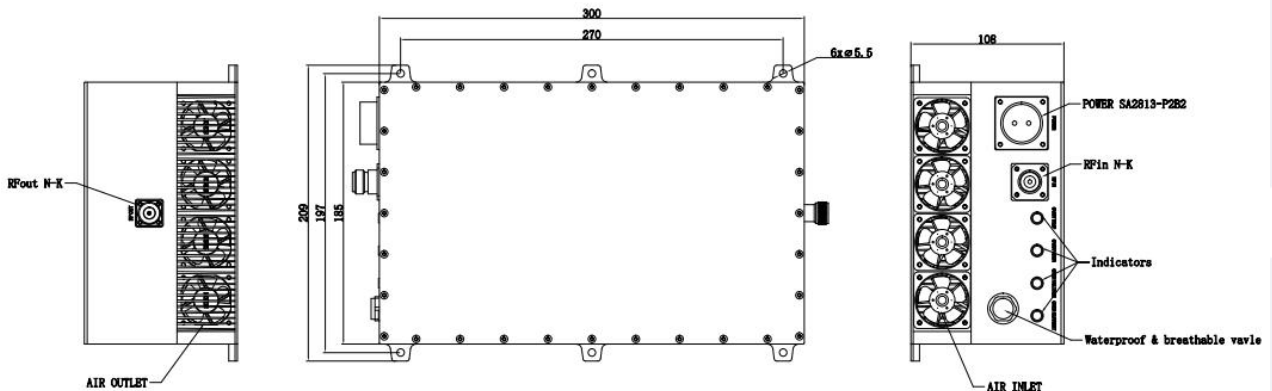
## Absolute Maximum Ratings:

Parameter	Value
RF Input Power	+10 dBm
ESD sensitivity (HBm)	Class 0, passed 150V



## Outline Drawing:

Unit:mm



ESD Protection: Strictly adhere to ESD precautions to prevent electrostatic damage.

## DC Interface Connector(SA2813-P2B2):

Pin #	Description	Specification
1	VCC	+36 V DC
2	GND	Ground

Physical picture:



## Environmental Conditions:

Parameter	Min	Typ	Max	Units
Operating Temperature*	-20		+50	°C
Non-operating Temperature*	-30		+60	°C
Relative humidity		95		%
Altitude	10,000			feet
Shock / Vibration(MIL-STD-810F)	25g rms (15 degree 2KHz) endurance, 1 hour per axis			
Shock(non operating)	20G for 11msc half sin wave,3 axis both directions			

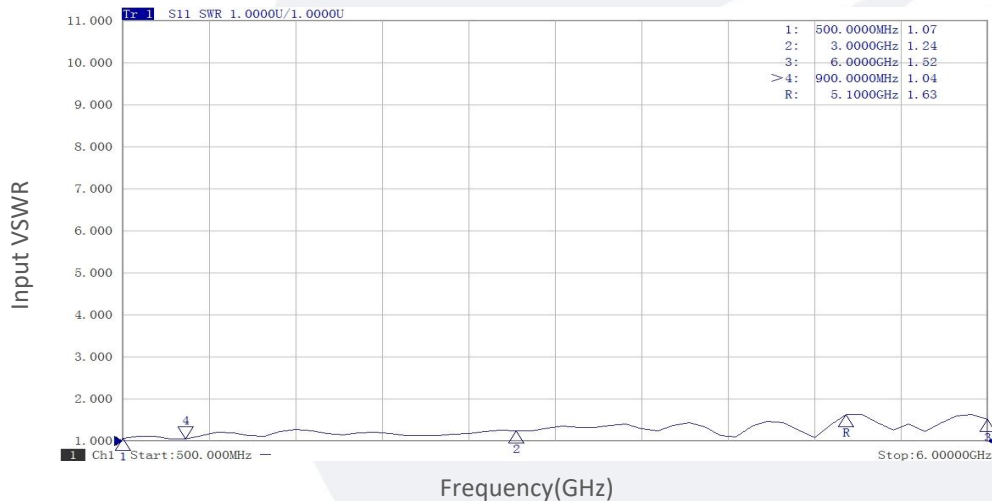
\*Note: For a wider temperature range, please consult the manufacturer.

## Ordering Information:

Base Number	Description	Revision
TLPA0.5G6G-50-50-WATERPROOF	Power amplifier 0.5-6GHz, Gain:50dB,Psat:50dBm,+36V DC,With Heatsink	Rev.2.1

## Typical Performance Data:

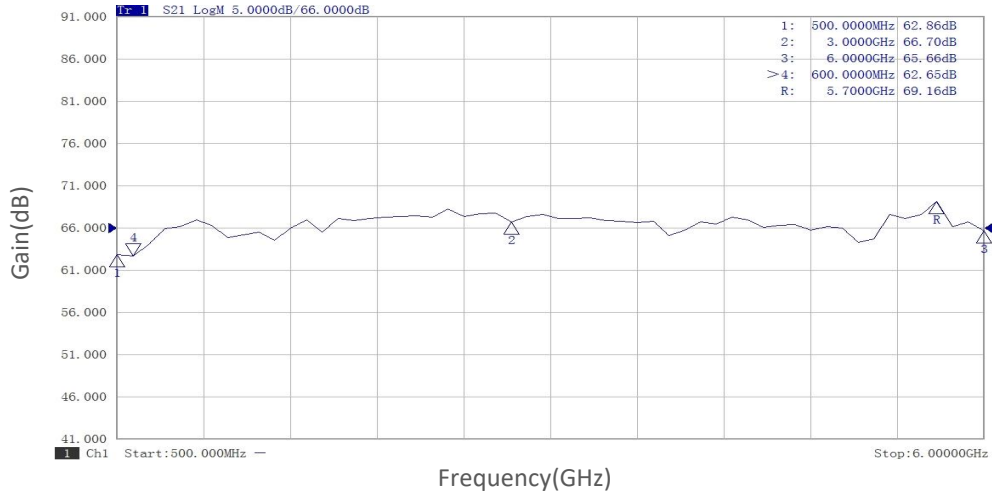
Input VSWR vs Frequency



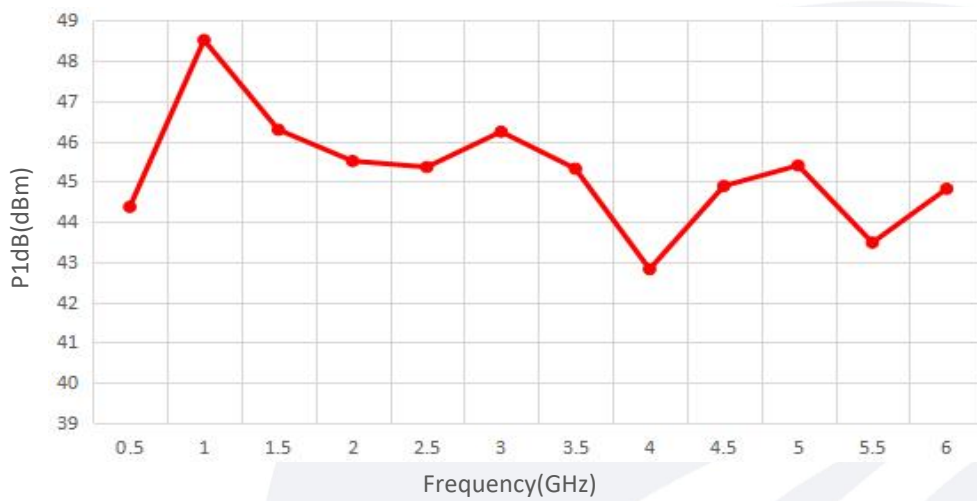
Note: Above data is for ref only, actual data may vary from unit to unit depending on operating environment and other factors like material lots etc.

## Typical Performance Data:

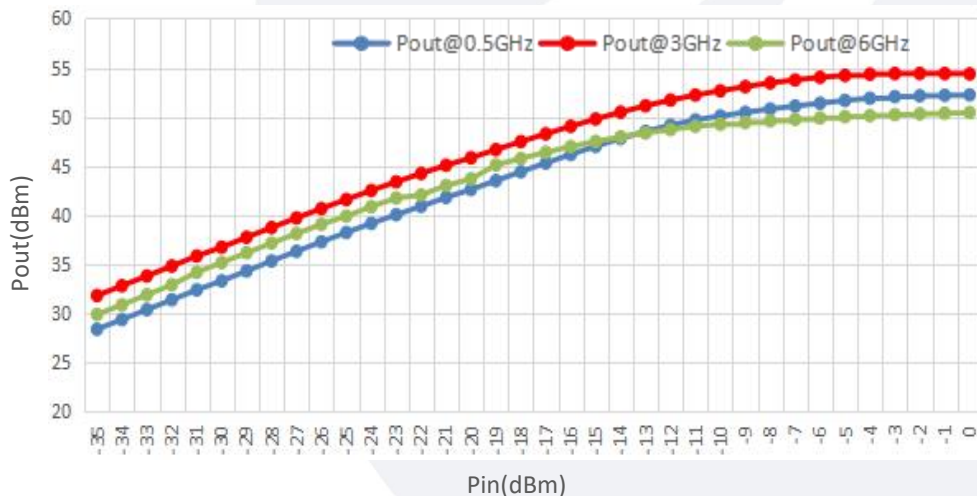
### Small Signal Gain vs Frequency



### P1dB vs Frequency



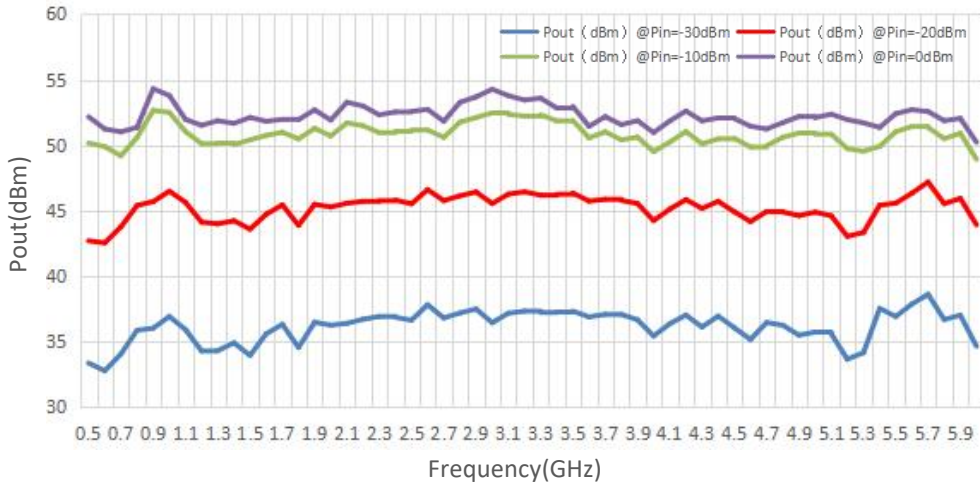
### Pout@Pin



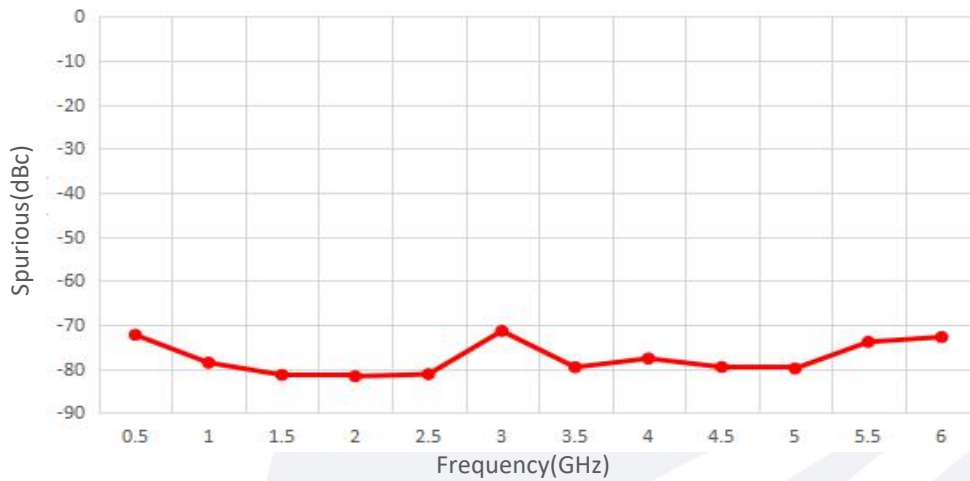
Note: Above data is for ref only, actual data may vary from unit to unit depending on operating environment and other factors like material lots etc.

**Typical Performance Data:**

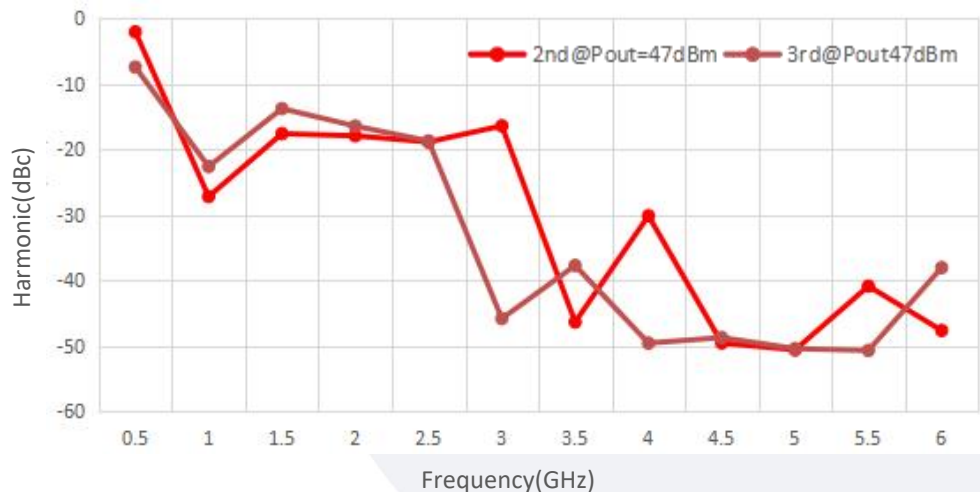
**Pout@Equal\_Pin**



**Spurious vs Frequency**

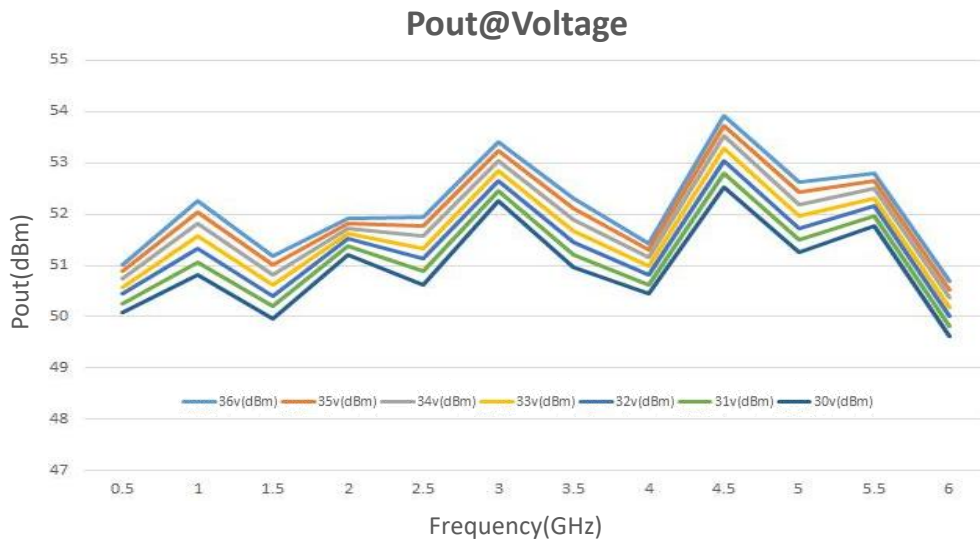


**Harmonic vs Frequency**



Note: Above data is for ref only, actual data may vary from unit to unit depending on operating environment and other factors like material lots etc.

**Typical Performance Data:**



Note: Above data is for ref only, actual data may vary from unit to unit depending on operating environment and other factors like material lots etc.