

Power Amplifier

40-52GHz/40dB Gain/40dBm Psat

Model: TLPA40G52G-40-40

TLPA40G52G-40-40 is a power amplifier with a minimum power gain of 40 dB and a minimum Psat of 40 dBm across the frequency range of 40 to 52 GHz. The DC power requirement for the amplifier is +18 VDC/350 W. The input port configuration offers coax adapter structure with 1.85mm female and output port is WR19.

Features:

- Frequency range: 40-52GHz
- Gain: 40dB Min
- Output Power Psat: 40dBm Min
- Good Power and Gain Flatness
- 50 Ohm Matched Input / Output

Applications:

- Cellular
- PCN
- GSM
- ISM
- Lab Test

Electrical Characteristics:

Parameter	Min	Typ	Max	Units
Frequency range	40		52	GHz
Power Gain	40			dB
Gain Flatness		±5		dB
Output Psat	40			dBm
Spurious			-50	dBc
Input VSWR		2		:1
DC Voltage		+18		V DC
Power Consumption			350	W
Impedance		50		Ohms

Mechanical Specifications:

Parameter	Value	Units
Input /Output Connector	1.85mm Female/WR19	
DC Supply	DSUB-5W5	A1~3:+18V A4~5:GND
Control Connector	J30J-15ZKP	1:TTL(power switch) 2~5:GND 6~15:NC
Size	300*262*92	mm
Weight	≤20	Kg

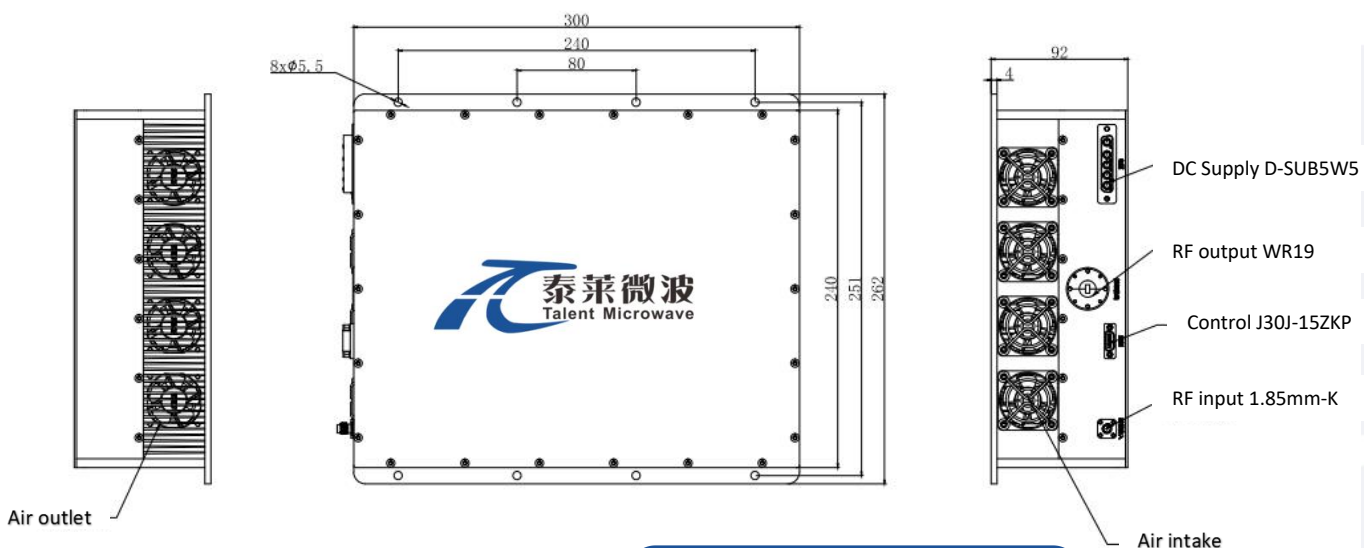
Absolute Maximum Ratings:

Parameter	Value
Supply Bias Voltage	+19 V
RF Input Power	+5 dBm
ESD sensitivity (HBm)	Class 0, passed 150V



Outline Drawing:

Unit:mm



ESD Protection: Strictly adhere to ESD precautions to prevent electrostatic damage.

Environmental Conditions:

Parameter	Min	Typ	Max	Units
Operating Temperature*	-40		+60	°C
Non-operating Temperature*	-50		+70	°C
Relative humidity		95		%
Altitude	10,000			feet
Shock / Vibration(MIL-STD-810F)	25g rms (15 degree 2KHz) endurance, 1 hour per axis			
Shock(non operating)	20G for 11msc half sin wave,3 axis both directions			

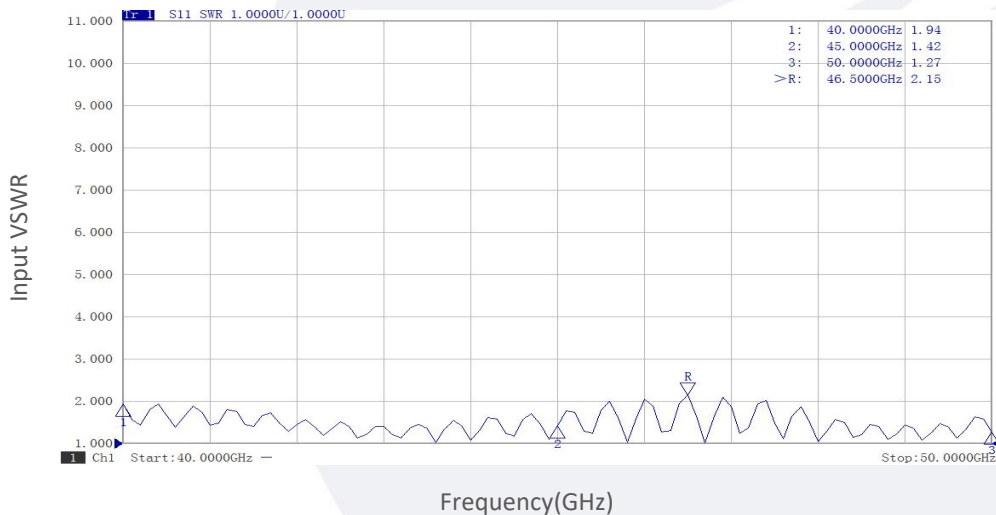
*Note: For a wider temperature range, please consult the manufacturer.

Ordering Information:

Base Number	Description	Revision
TLPA40G52G-40-40	Power amplifier 40-52GHz, Gain:40dB,Psat:40dBm,+18V DC,With Heatsink	Rev.1.1

Typical Performance Data:

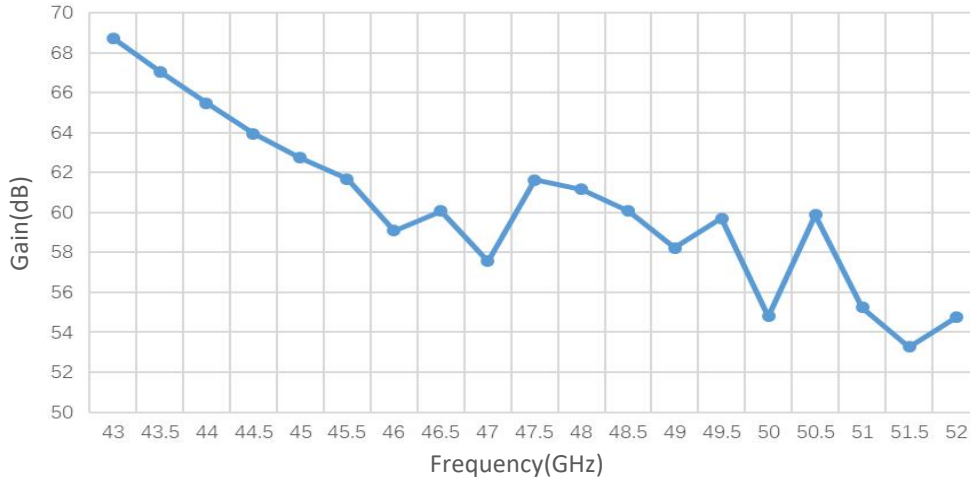
Input VSWR vs Frequency



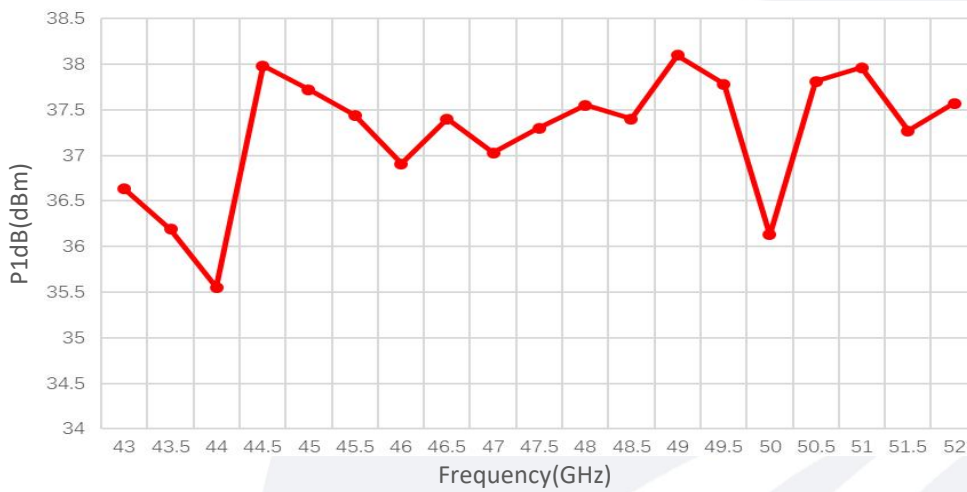
Note: Above data is for ref only, actual data may vary from unit to unit depending on operating environment and other factors like material lots etc.

Typical Performance Data:

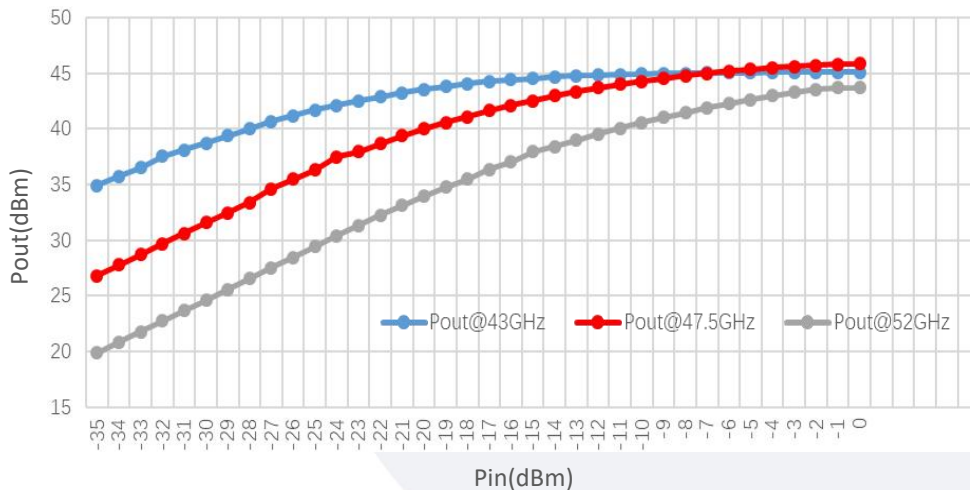
Small Signal Gain vs Frequency



P1dB vs Frequency



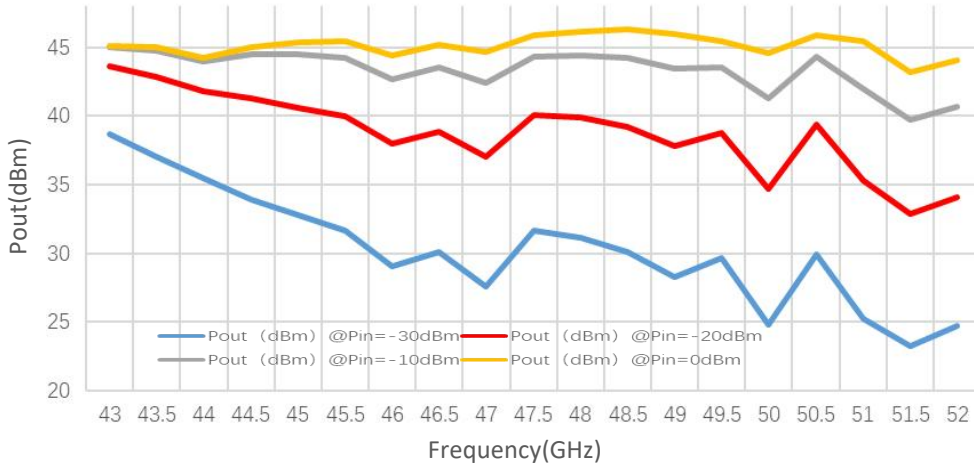
Pout@Pin



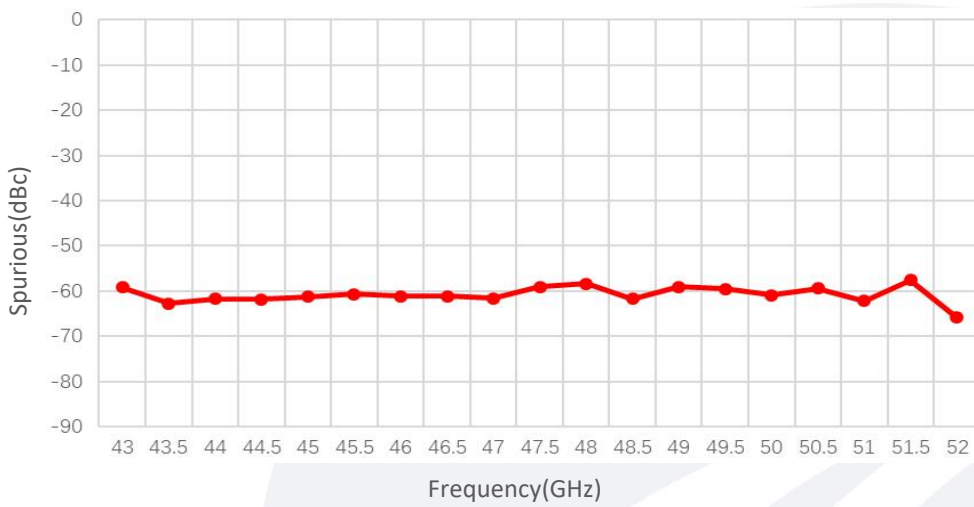
Note: Above data is for ref only, actual data may vary from unit to unit depending on operating environment and other factors like material lots etc.

Typical Performance Data:

Pout@Equal_Pin



Spurious vs Frequency



Note: Above data is for ref only, actual data may vary from unit to unit depending on operating environment and other factors like material lots etc.