

Power Amplifier

26.5-40GHz/47dB Gain/40dBm Psat

Model: TLPA26.5G40G-47-40

TLPA26.5G40G-47-40 is a power amplifier with a minimum small signal gain of 47 dB and a nominal Psat of 40 dBm across the frequency range of 26.5 to 40 GHz. The DC power requirement for the amplifier is +22 VDC/5 A. The input and output port configuration offers coax adapter structure with 2.92mm female.

Features:

- Frequency range: 26.5-40GHz
- Gain: 47dB Min
- Output Power Psat: 40dBm Typ
- Good Power and Gain Flatness
- 50 Ohm Matched Input / Output

Applications:

- Cellular
- PCN
- GSM
- ISM
- Lab Test

Electrical Characteristics:

Parameter	Min	Typ	Max	Units
Frequency range	26.5		40	GHz
Small Signal Gain	47			dB
Gain Flatness		±3		dB
Output P1dB		37		dBm
Output Psat		40		dBm
Input VSWR		2		:1
DC Voltage		+22		V DC
DC Supply Current		5		A
Impedance		50		Ohms

Mechanical Specifications:

Parameter	Value	Units
Input /Output Connector	2.92mm Female/2.92mm Female	
DC Supply Connector	Feedthru capacitors	
Size	60*60*11(Without heatsink) 188*125*146(With heatsink)	mm
Weight	≤200	g

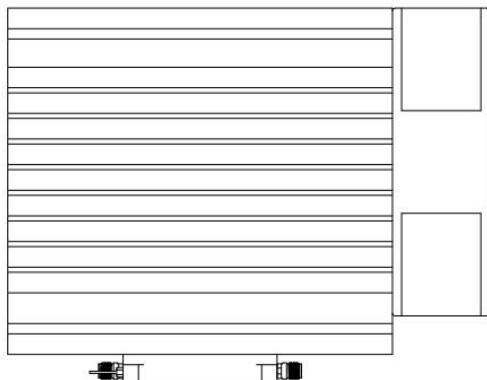
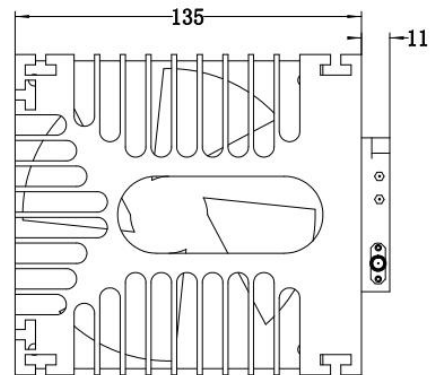
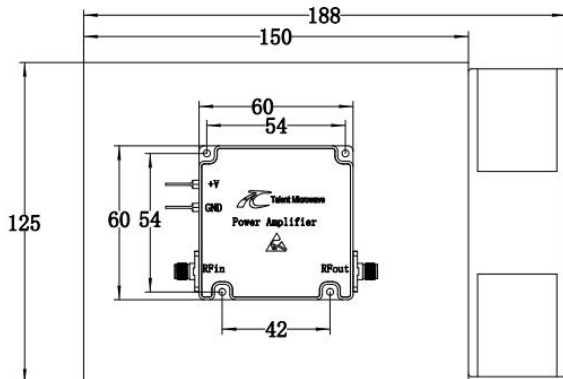
Absolute Maximum Ratings:

Parameter	Value
Supply Bias Voltage	+24V
RF Input Power	+5 dBm
ESD sensitivity (HBm)	Class 0, passed 150V



Outline Drawing:

Unit:mm



ESD Protection: Strictly adhere to ESD precautions to prevent electrostatic damage.

Environmental Conditions:

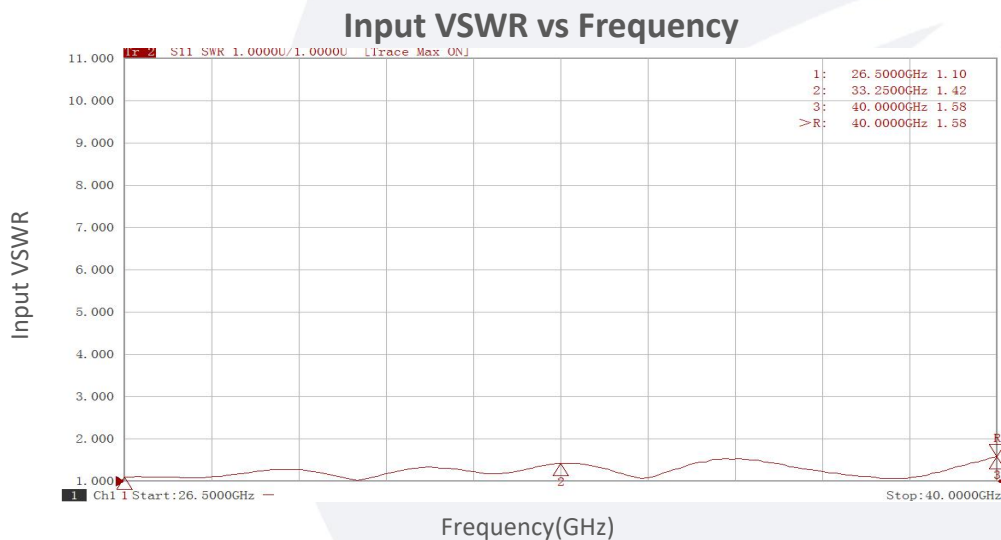
Parameter	Min	Typ	Max	Units
Operating Temperature*	-40		+50	°C
Non-operating Temperature*	-50		+60	°C
Relative humidity		95		%
Altitude	10,000			feet
Shock / Vibration(MIL-STD-810F)	25g rms (15 degree 2KHz) endurance, 1 hour per axis			
Shock(non operating)	20G for 11msc half sin wave,3 axis both directions			

*Note: For a wider temperature range, please consult the manufacturer.

Ordering Information:

Base Number	Description	Revision
TLPA26.5G40G-47-40	Power amplifier 26.5-40GHz, Gain:47dB,Psat:40dBm,+22V DC,With Heatsink	Rev.1.1

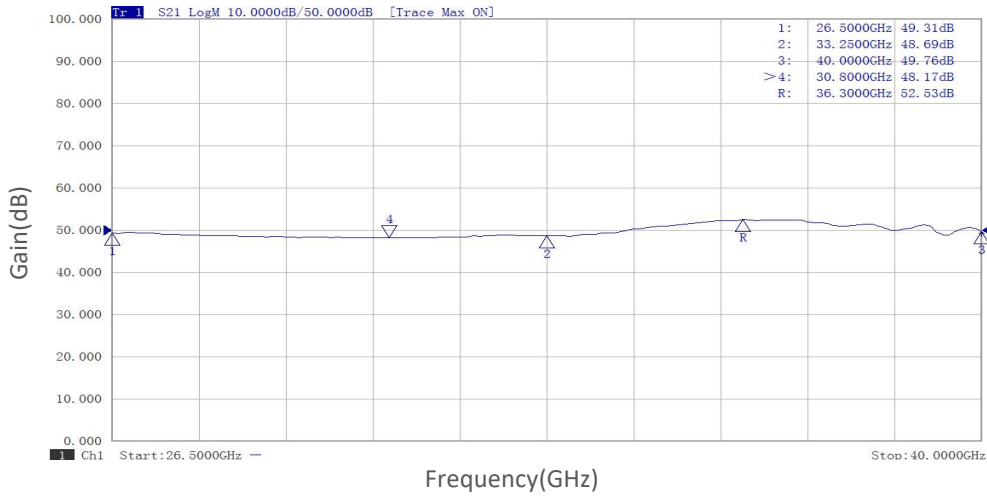
Typical Performance Data:



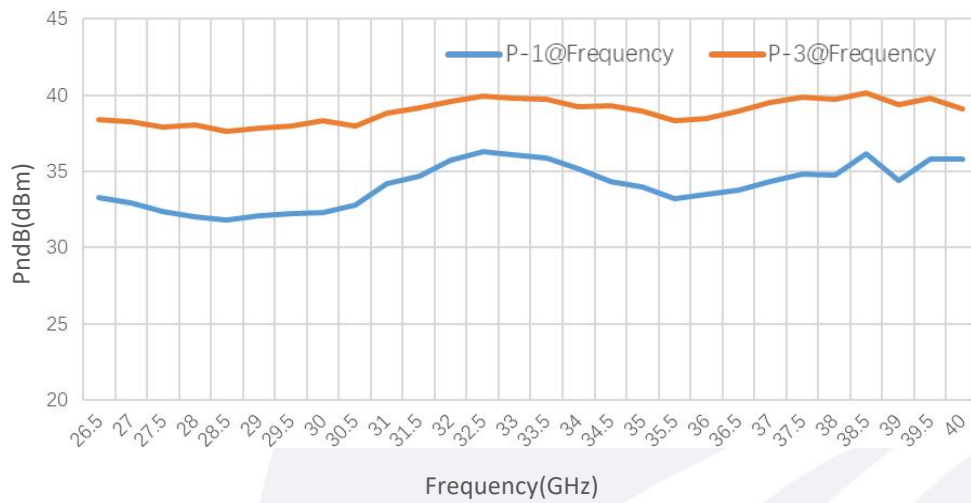
Note: Above data is for ref only, actual data may vary from unit to unit depending on operating environment and other factors like material lots etc.

Typical Performance Data:

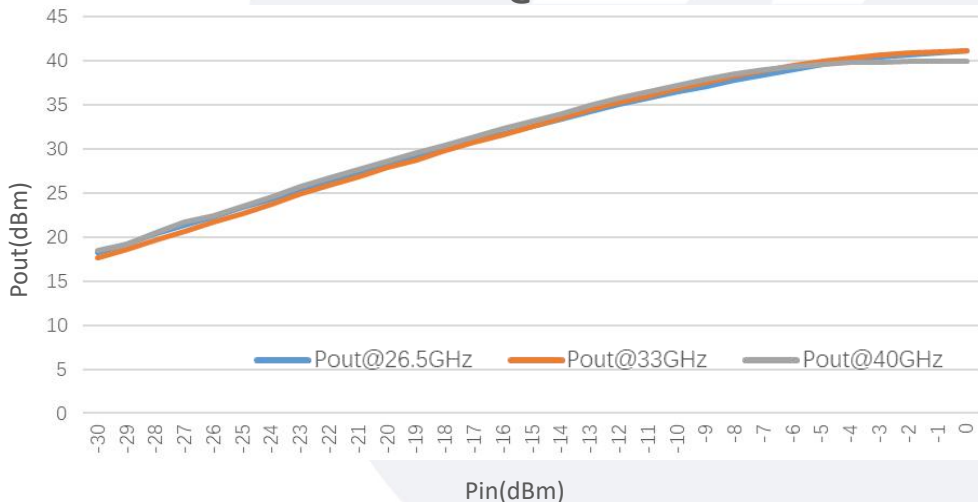
Small Signal Gain vs Frequency



PndB vs Frequency



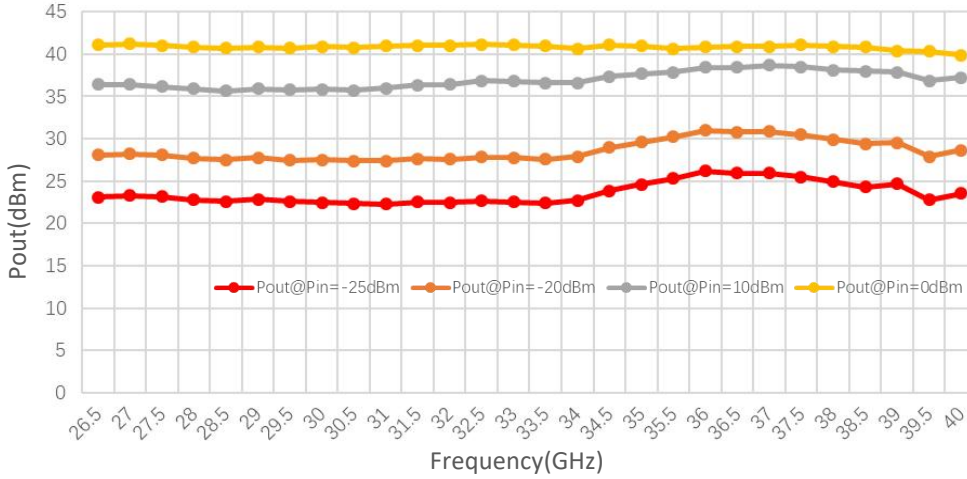
Pout@Pin



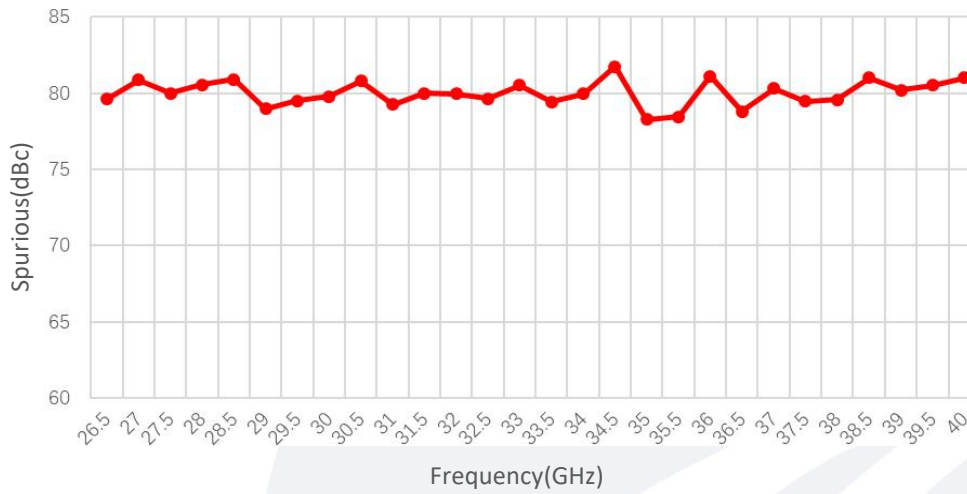
Note: Above data is for ref only, actual data may vary from unit to unit depending on operating environment and other factors like material lots etc.

Typical Performance Data:

Pout@Equal_Pin



Spurious vs Frequency



Note: Above data is for ref only, actual data may vary from unit to unit depending on operating environment and other factors like material lots etc.