

Power Amplifier

6-18GHz/30dB Gain/34dBm Psat

Model: TLPA6G18G-30-34

TLPA6G18G-30-34 is a power amplifier with minimum power gain of 30 dB and a minimum Psat of 34 dBm across the frequency range of 6 to 18 GHz. The DC power requirement for the amplifier is +28VDC/2.5 A. The input and output port configuration offers coax adapter structure with SMA female.

Features:

- Frequency: 6-18GHz
- Gain: 30dB Min
- Output Power Psat: 34dBm Min
- Good Power and Gain Flatness
- 50 Ohm Matched Input / Output

Applications:

- Cellular
- PCN
- GSM
- ISM
- Lab Test

Electrical Characteristics:

Parameter	Min	Typ	Max	Units
Frequency range	6		18	GHz
Power Gain	30			dB
Gain Flatness		±2.5		dB
Output P1dB	33			dBm
Output Psat	34			dBm
Noise Figure			7.5	dB
Input VSWR			2	:1
Output VSWR			2.5	:1
DC Voltage		28		V DC
DC Supply Current		2.5		A
Impedance		50		Ohms

Mechanical Specifications:

Parameter	Value	Units
Input /Output Connector	SMA Female/SMA Female	
DC Bias	Feedthru capacitors	
Size	60*60*11(Without heatsink) 188*125*146(With heatsink)	mm
Weight	≤200	g

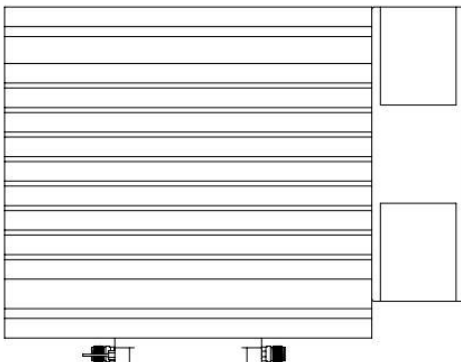
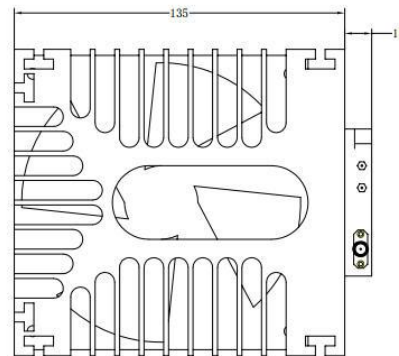
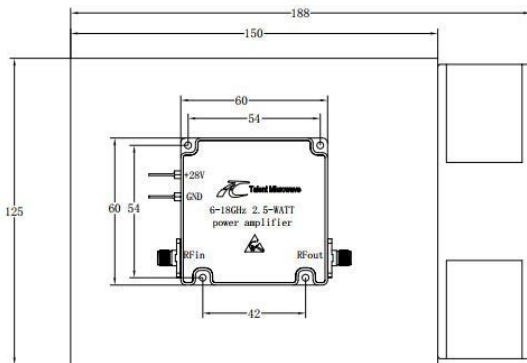
Absolute Maximum Ratings:

Parameter	Value
Supply Bias Voltage	+29 V
RF Input Power	+5 dBm
ESD sensitivity (HBm)	Class 0, passed 150V



Outline Drawing:

Unit:mm



ESD Protection: Strictly adhere to ESD precautions to prevent electrostatic damage.

Environmental Conditions:

Parameter	Min	Typ	Max	Units
Operating Temperature*	-40		+60	°C
Non-operating Temperature*	-50		+70	°C
Relative humidity		95		%
Altitude	10,000			feet
Shock / Vibration(MIL-STD-810F)	25g rms (15 degree 2KHz) endurance, 1 hour per axis			
Shock(non operating)	20G for 11msc half sin wave,3 axis both directions			

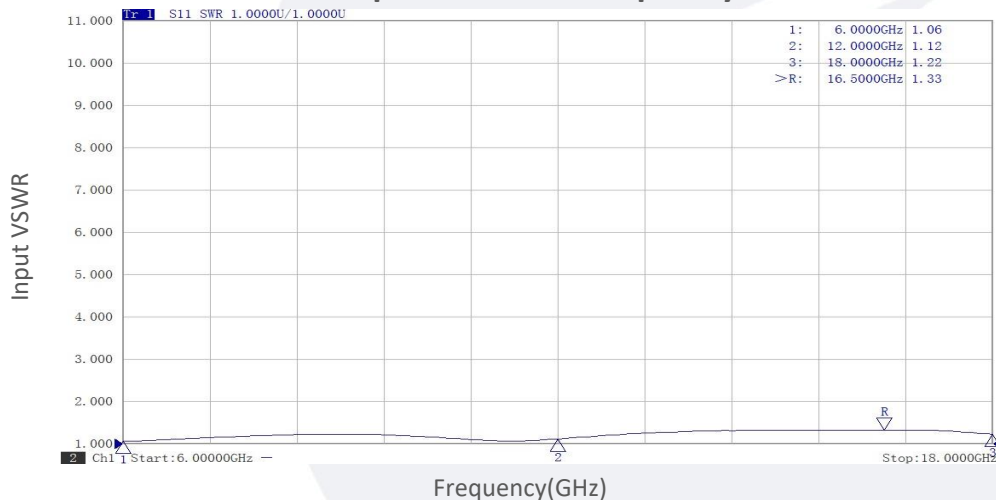
*Note: For a wider temperature range, please consult the manufacturer.

Ordering Information:

Base Number	Description	Revision
TLPA6G18G-30-34	Power amplifier 6-18GHz, Gain:30dB,Psat:34dBm,+28V DC,With Heatsink	Rev.1.1

Typical Performance Data:

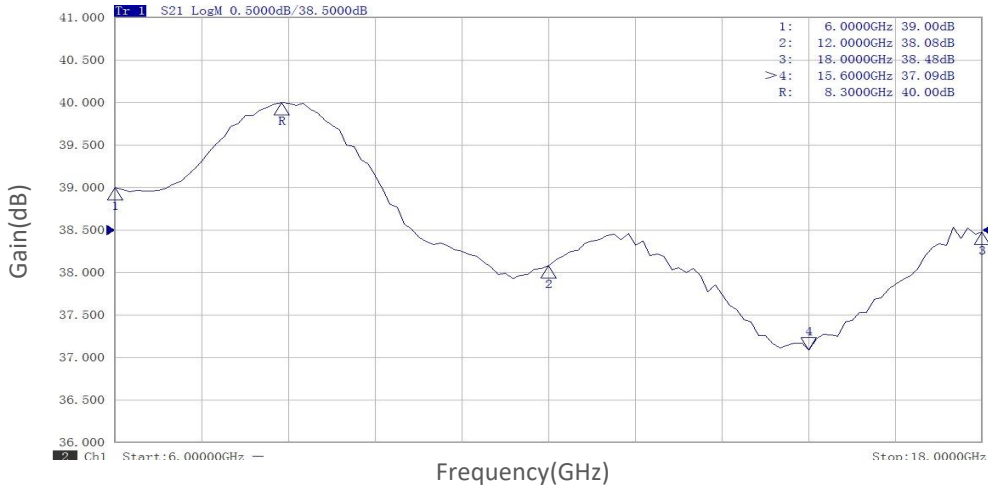
Input VSWR vs Frequency



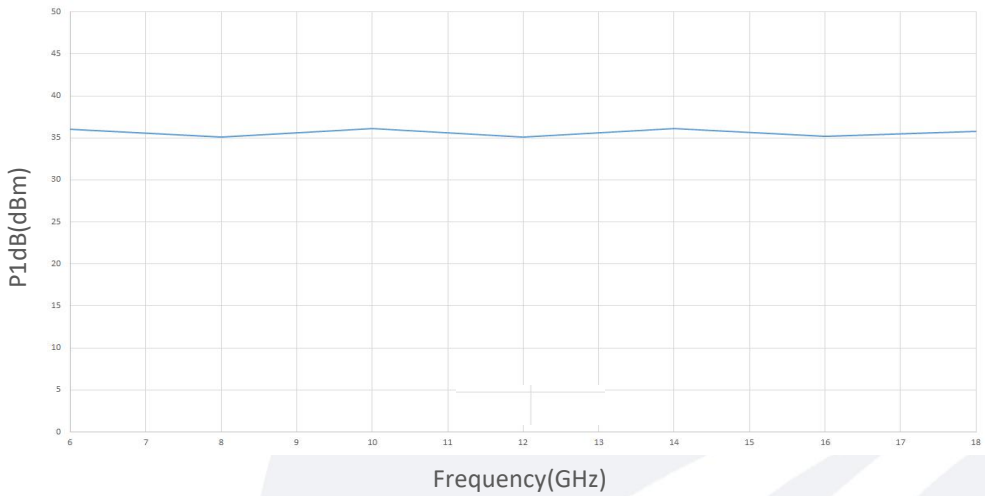
Note: Above data is for ref only, actual data may vary from unit to unit depending on operating environment and other factors like material lots etc.

Typical Performance Data:

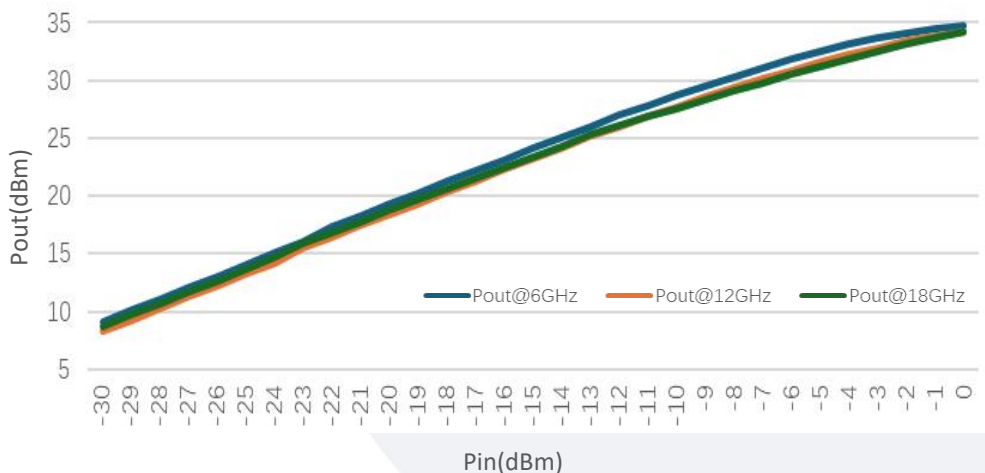
Small Signal Gain vs Frequency



P1dB vs Frequency

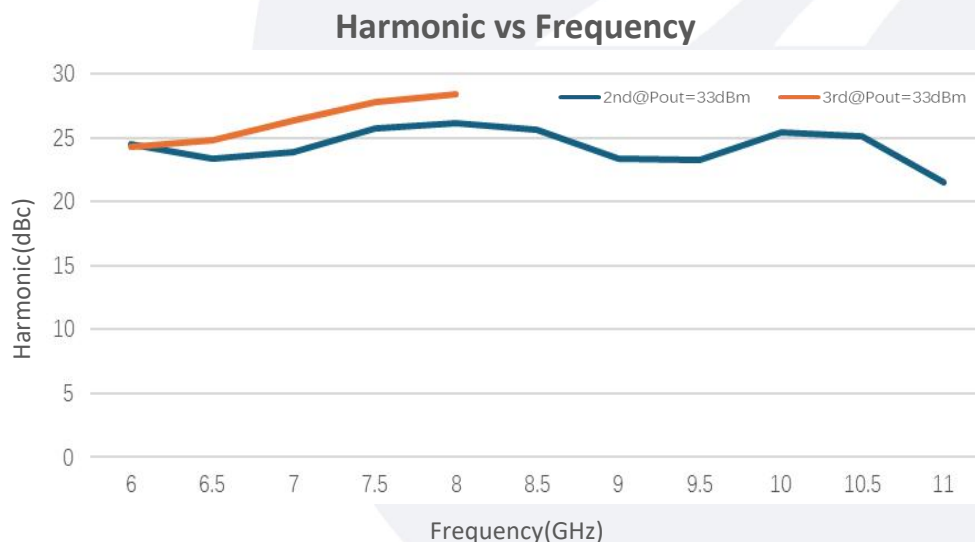
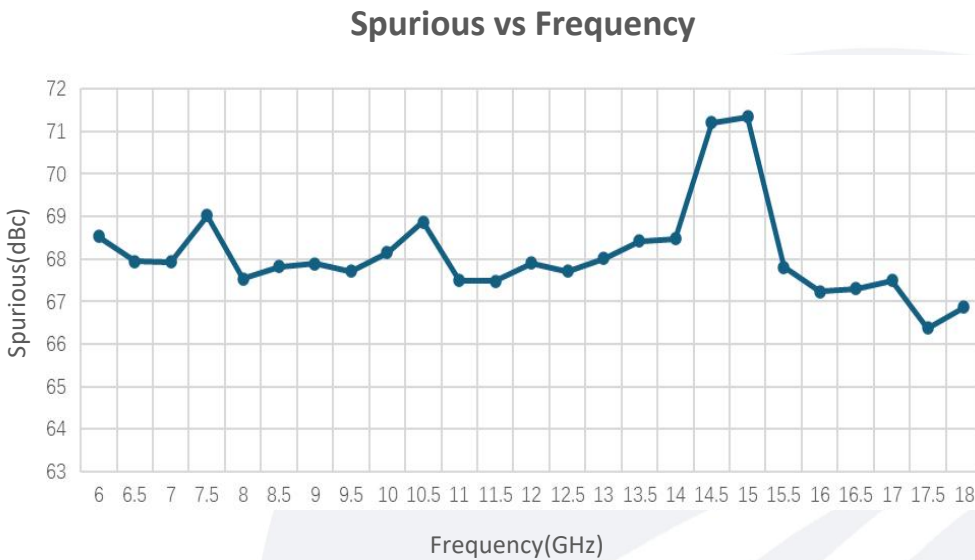
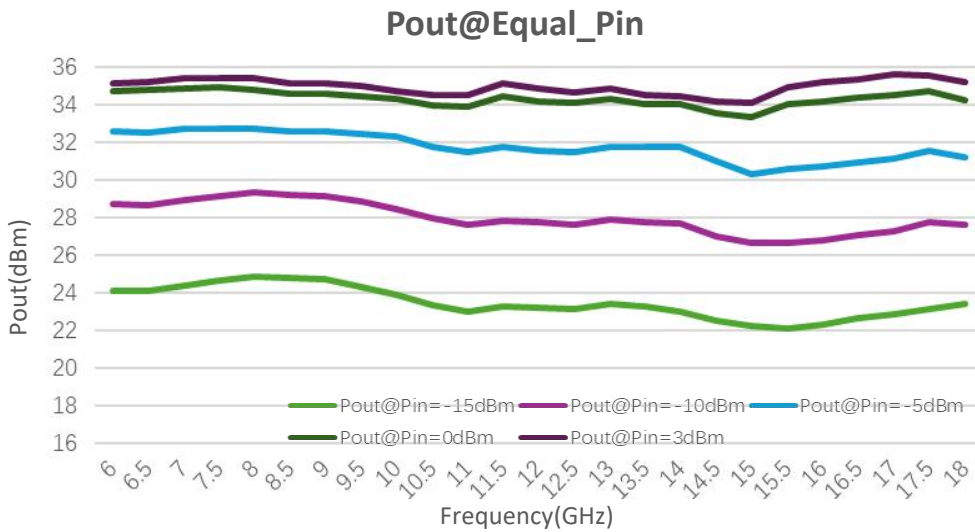


Pout@Pin



Note: Above data is for ref only, actual data may vary from unit to unit depending on operating environment and other factors like material lots etc.

Typical Performance Data:



Note: Above data is for ref only, actual data may vary from unit to unit depending on operating environment and other factors like material lots etc.