

Power Amplifier

18-50GHz/35dB Gain/19dBm Psat

Model: TLPA18G50G-35-20

TLPA18G50G-35-20 is a power amplifier with a typical small signal gain of 35 dB and a nominal Psat of 19 dBm across the frequency range of 18 to 50 GHz. The DC power requirement for the amplifier is +12 VDC/350 mA. The input and output port configuration offers coax adapter structure with 2.4mm female.

Features:

- Frequency range: 18-50GHz
- Gain: 35dB Typ
- Output Power Psat: 19dBm Typ
- Good Power and Gain Flatness
- 50 Ohm Matched Input / Output

Applications:

- Cellular
- PCN
- GSM
- ISM
- Lab Test

Electrical Characteristics:

Parameter	Min	Typ	Max	Units
Frequency range	18		50	GHz
Small Signal Gain	32	35		dB
Gain Flatness		±1.5	±2.5	dB
Output P1dB		17		dBm
Output Psat		19		dBm
Input VSWR		1.8	2.5	:1
Output VSWR		1.8	2.5	:1
DC Voltage		12		V DC
DC Supply Current		350		mA
Impedance		50		Ohms

Mechanical Specifications:

Parameter	Value	Units
Input /Output Connector	2.4mm Female/2.4mm Female	
DC Bias	Solder Pin	
Size	44.8*29.2*11	mm
Weight	40	g

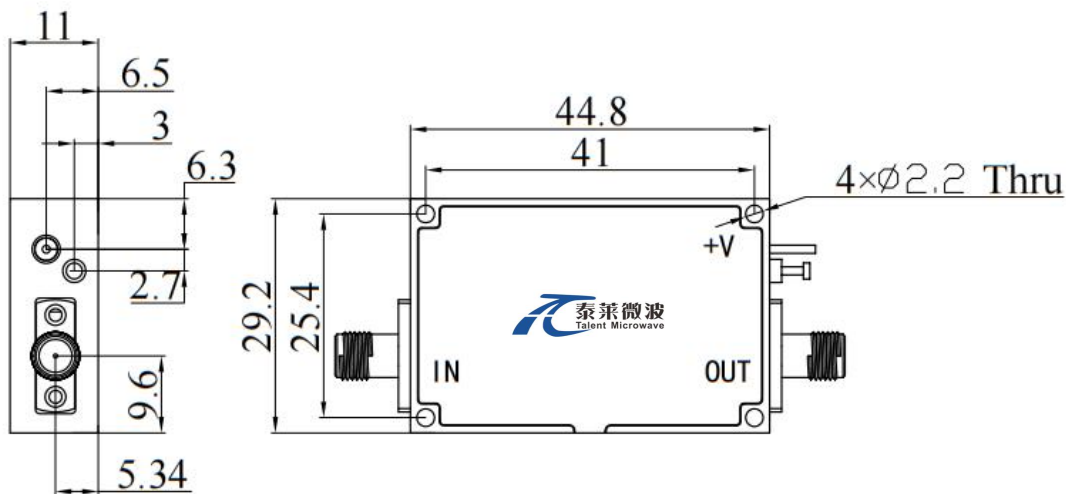
Absolute Maximum Ratings:

Parameter	Value
Supply Bias Voltage	+15 V
RF Input Power	+12 dBm
ESD sensitivity (HBm)	Class 0, passed 150V



Outline Drawing:

Unit:mm



*****Heat Sink Required During Operation**



ESD Protection: Strictly adhere to ESD precautions to prevent electrostatic damage.

Environmental Conditions:

Parameter	Min	Typ	Max	Units
Operating Temperature*	-40		+60	°C
Non-operating Temperature*	-50		+70	°C
Relative humidity		95		%
Altitude	10,000			feet
Shock / Vibration(MIL-STD-810F)	25g rms (15 degree 2KHz) endurance, 1 hour per axis			
Shock(non operating)	20G for 11msc half sin wave,3 axis both directions			

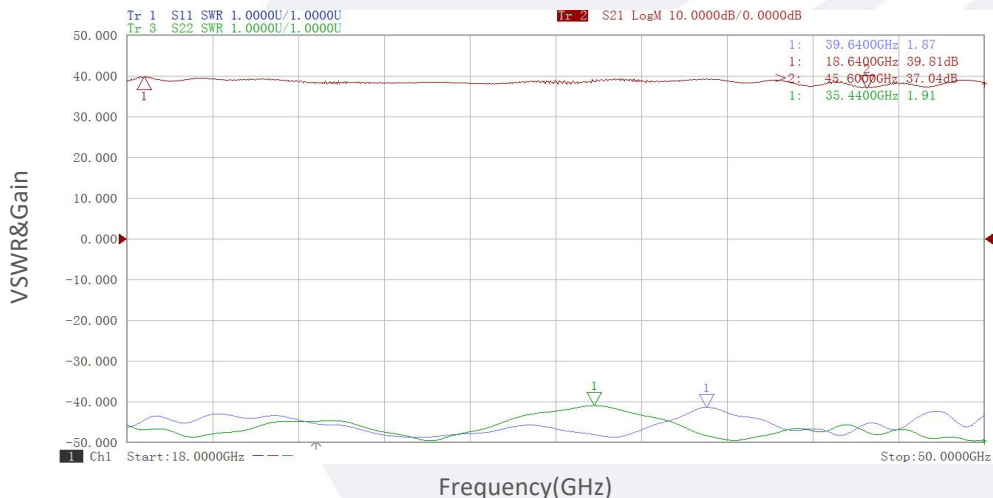
*Note: For a wider temperature range, please consult the manufacturer.

Ordering Information:

Base Number	Description	Revision
TLPA18G50G-35-20	Power amplifier 18-50GHz, Gain:35dB,Psat:19dBm,+12V DC,Without Heatsink	Rev.1.1
TLPA18G50G-35-20-HS	Power amplifier 18-50GHz, Gain:35dB,Psat:19dBm,+12V DC,With Heatsink	Rev.1.1

Typical Performance Data:

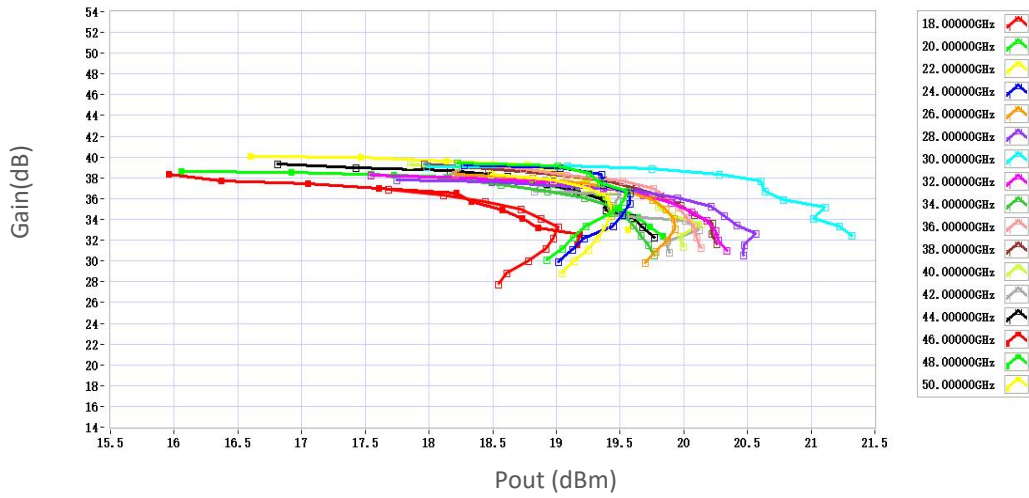
VSWR&Gain vs Frequency



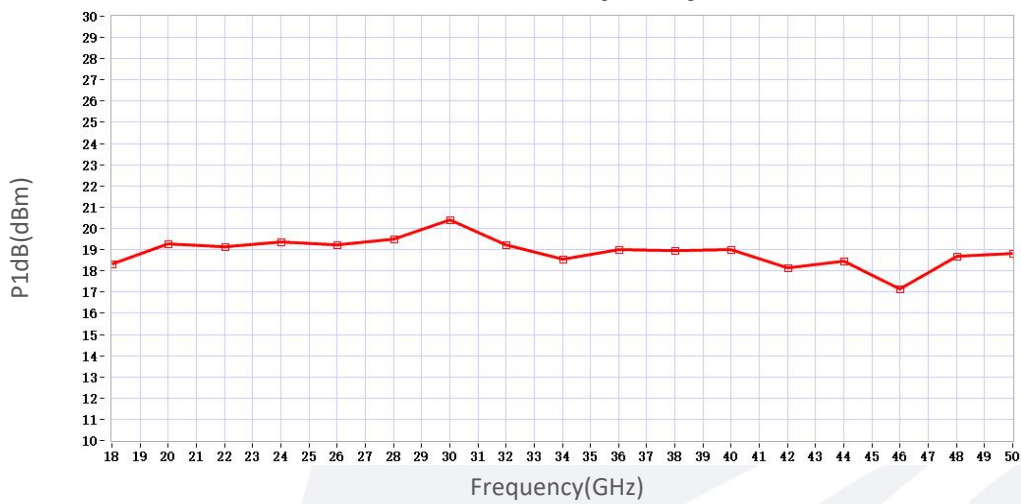
Note: Above data is for ref only, actual data may vary from unit to unit depending on operating environment and other factors like material lots etc.

Typical Performance Data:

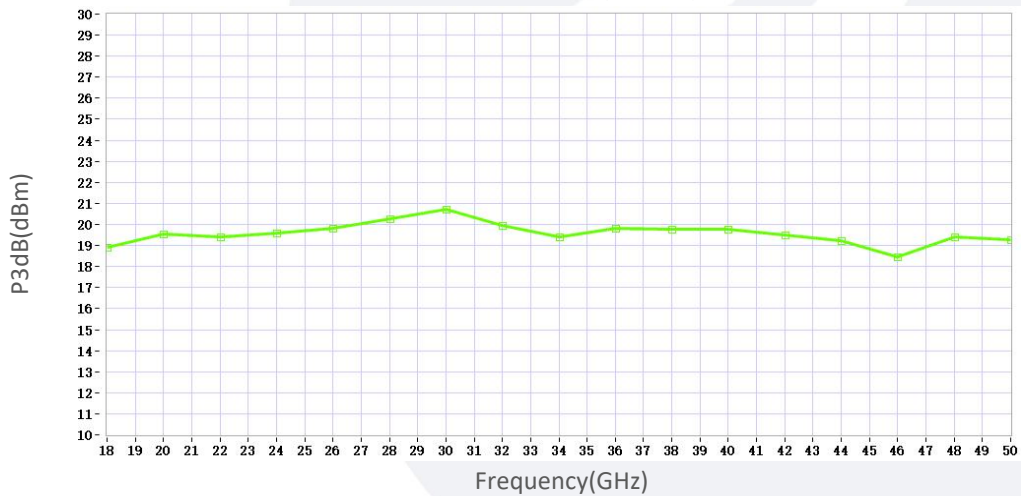
Gain vs Output Power



P1dB vs Frequency

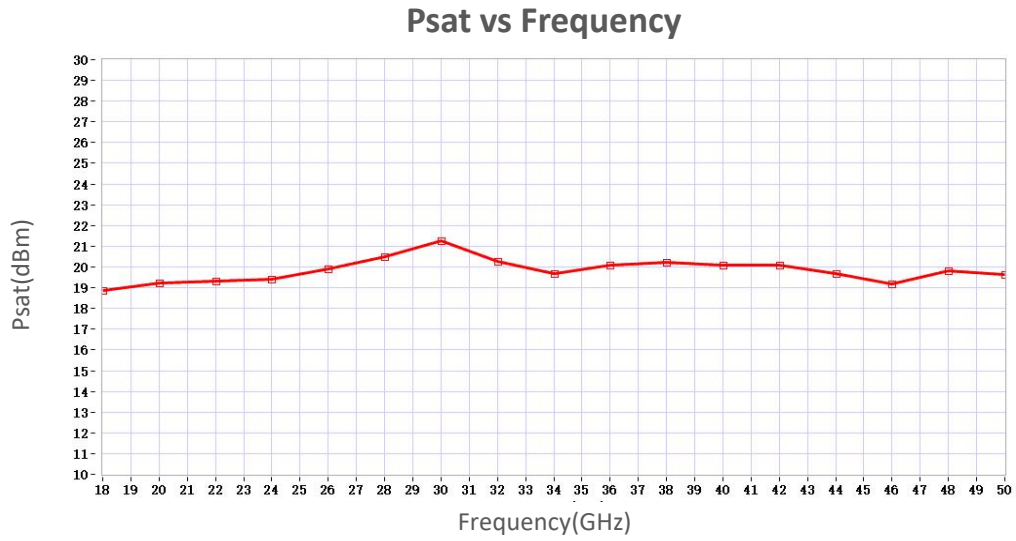


P3dB vs Frequency



Note: Above data is for ref only, actual data may vary from unit to unit depending on operating environment and other factors like material lots etc.

Typical Performance Data:



Note: Above data is for ref only, actual data may vary from unit to unit depending on operating environment and other factors like material lots etc.