

## Power Amplifier

300MHz-6GHz/42dB Gain/32dBm Psat

Model: TLPA300M6G-40-30

TLPA300M6G-40-30 is a power amplifier with a typical small signal gain of 42 dB and a nominal Psat of 32 dBm across the frequency range of 300MHz to 6 GHz. The DC power requirement for the amplifier is +12 VDC/700 mA. The input and output port configuration offers coax adapter structure with SMA female.

### Features:

- Frequency range: 300MHz-6GHz
- Gain: 42dB Typ
- Output Power Psat: 32dBm Typ
- Good Power and Gain Flatness
- 50 Ohm Matched Input / Output

### Applications:

- Cellular
- PCN
- GSM
- ISM
- Lab Test

### Electrical Characteristics:

Parameter	Min	Typ	Max	Units
Frequency range	300MHz		6GHz	
Small Signal Gain	40	42		dB
Gain Flatness		±0.5	±1	dB
Output P1dB	30	31		dBm
Output Psat		32		dBm
Input VSWR		1.8		dBc
Harmonics@Pout=30dBm		-15		:1
DC Voltage		+12	+15	V DC
DC Supply Current		700	1000	mA
Impedance		50		Ohms

### Mechanical Specifications:

Parameter	Value	Units
Input /Output Connector	SMA Female/SMA Female	
DC Bias	Solder Pin	
Size	100*50*15	mm
Weight	140	g

### Absolute Maximum Ratings:

Parameter	Value
Supply Bias Voltage	+8 V
RF Input Power	0 dBm
ESD sensitivity (HBm)	Class 0, passed 150V



### Outline Drawing:

Unit:mm



**\*\*\*Heat Sink Required During Operation**



ESD Protection: Strictly adhere to ESD precautions to prevent electrostatic damage.

### Environmental Conditions:

Parameter	Min	Typ	Max	Units
Operating Temperature*	-40		+60	°C
Non-operating Temperature*	-50		+70	°C
Relative humidity		95		%
Altitude	10,000			feet
Shock / Vibration(MIL-STD-810F)	25g rms (15 degree 2KHz) endurance, 1 hour per axis			
Shock(non operating)	20G for 11msc half sin wave,3 axis both directions			

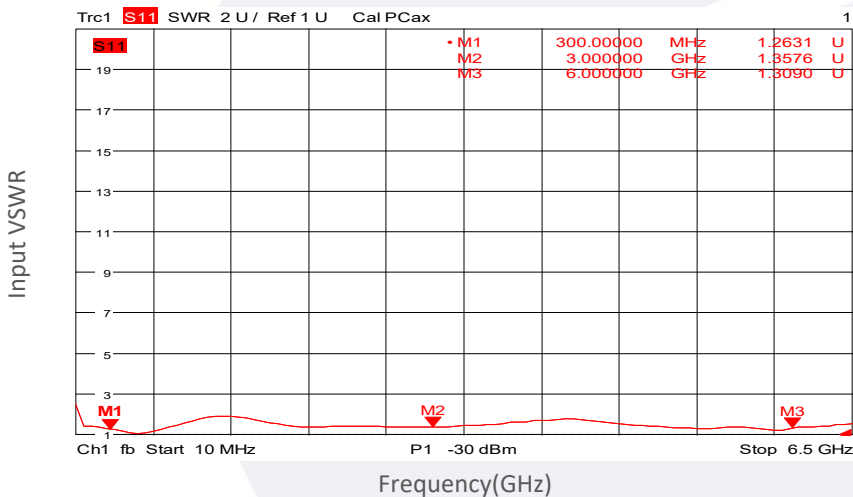
\*Note: For a wider temperature range, please consult the manufacturer.

### Ordering Information:

Base Number	Description	Revision
TLPA300M6G-40-30	Power amplifier 300MHz-6GHz, Gain:42dB,Psat:32dBm,+12V DC,Without Heatsink.	Rev.1.1
TLPA300M6G-40-30-HS	Power amplifier 300MHz-6GHz, Gain:42dB,Psat:32dBm,+12V DC,With Heatsink.	Rev.1.1

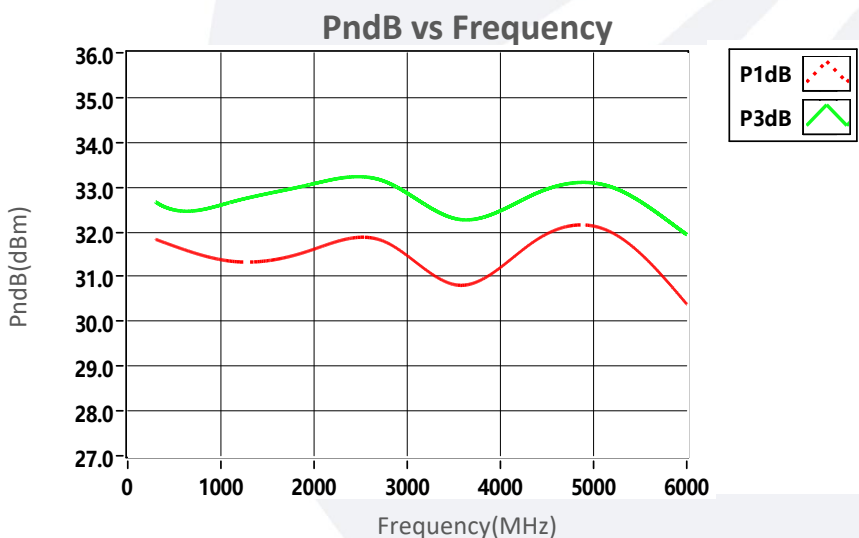
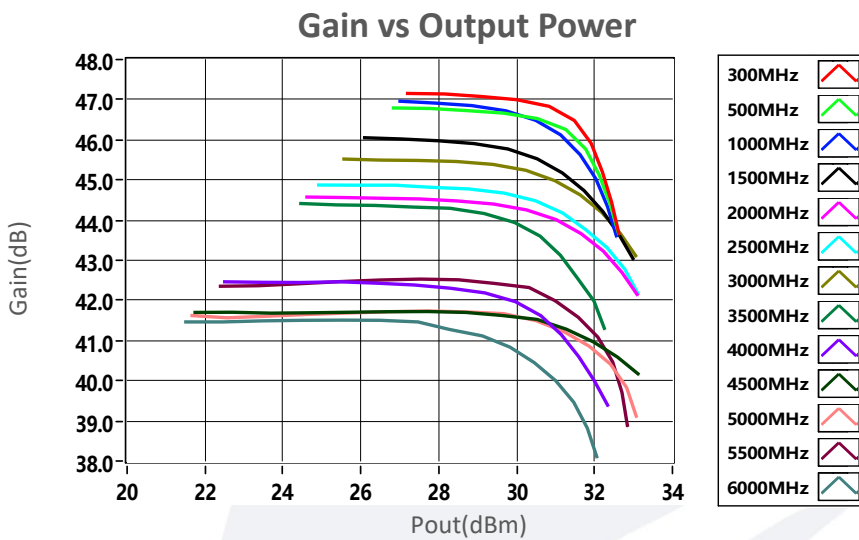
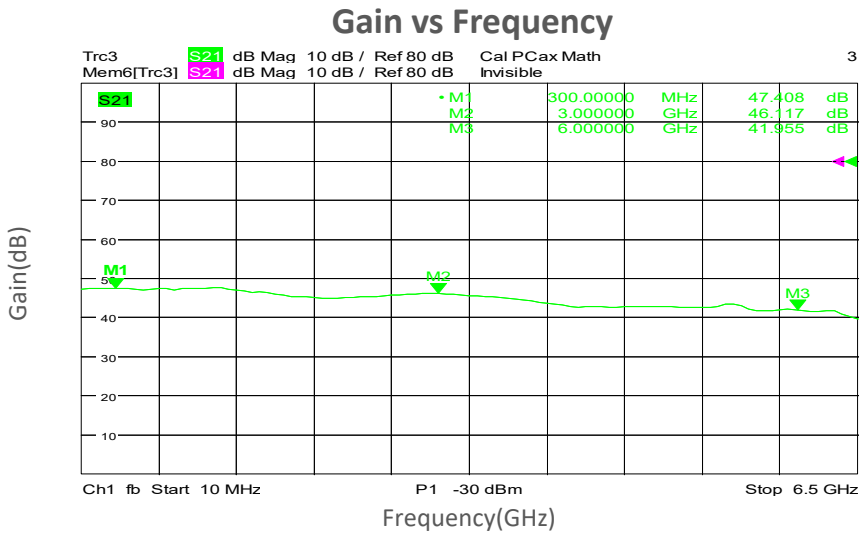
### Typical Performance Data:

Input VSWR vs Frequency



Note: Above data is for ref only, actual data may vary from unit to unit depending on operating environment and other factors like material lots etc.

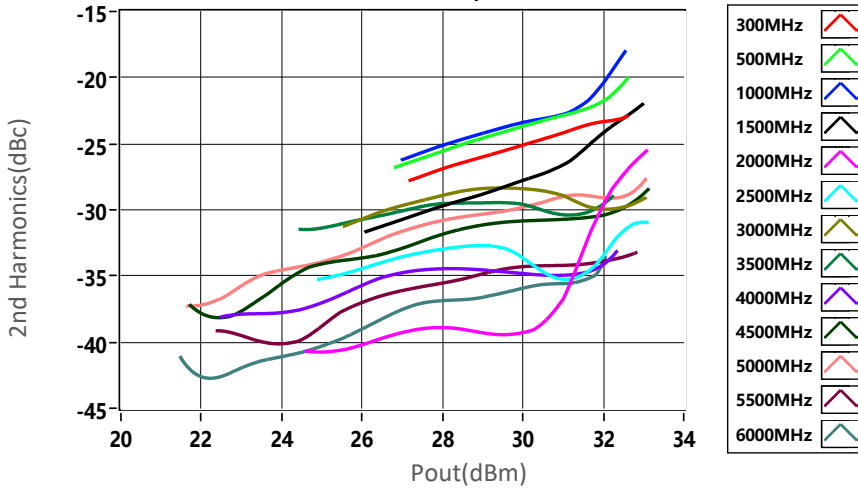
## Typical Performance Data:



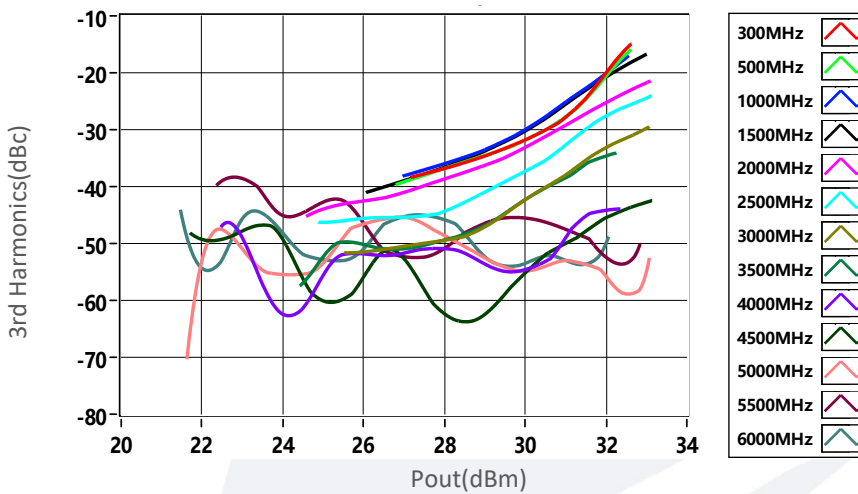
Note: Above data is for ref only, actual data may vary from unit to unit depending on operating environment and other factors like material lots etc.

**Typical Performance Data:**

**2nd Harmonics vs Output Power**



**3rd Harmonics vs Output Power**



Note: Above data is for ref only, actual data may vary from unit to unit depending on operating environment and other factors like material lots etc.