

Cryogenic Coax Attenuators

DC-18GHz/2W/SMA/Non-Magnetic

Model:TAXXA2-S-18-Cryo

TAXXA2-S-18-Cryo is working to customize and optimize fixed attenuators for use in cryogenic cooling systems to support quantum computing. Eliminating thermal noise in a quantum computing installation demands a high degree of innovation and reliability. TAXXA2-S-18-Cryo's experience delivering custom components for use in harsh environments and high reliability requirements, is the foundation supporting our work in cryogenic technology.

Features:

- Frequency: DC to 18 GHz
- Max Power: 2W
- Capable of operation at 10 mK
- Non-Magnetic
- 50 Ohm Matched Input / Output

Applications:

- Dilution refrigerators/Cryogenic devices
- Quantum Computing

Electrical Characteristics:

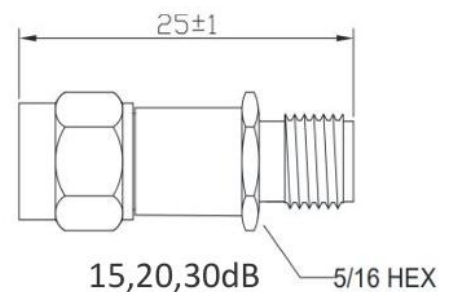
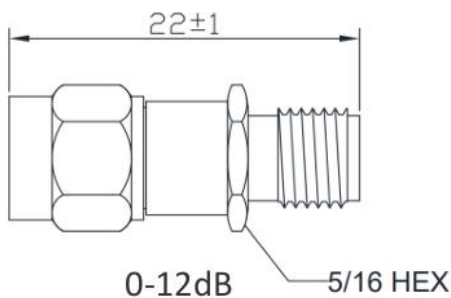
Parameter		Min	Typ	Max	Units
Frequency range		DC-18			GHz
Standard dB Values		0~10/12/15/20/30			dB
Attenuation Accuracy	0dB			±0.4	dB
	1-6dB			±0.3	
	10-20dB			±0.5	
	30dB			±0.8	
VSWR	DC-4GHz			1.15	:1
	4-12.4GHz			1.25	
	12.4-18GHz			1.35	
	12.4-18GHz @0dB only			1.45	
Input Power				2	W
Impedance		50			Ohms

Mechanical Specifications:

Description	Parameter	Units
Input /Output Connector	SMA Female/SMA Female	
Case Material	OFHC Copper	
Finish	Gold Plated	
Resistor Material	Proprietary Thin Film	

Outline Drawing:

Unit:mm



Environmental Conditions:

Parameter	Min	Typ	Max	Units
Operating Temperature	10mK		+85	°C
Non-operating Temperature	-55		+125	°C
Relative humidity	100% RH at 35c, 95%RH at 40°C			%
Altitude	50,000			feet
Shock / Vibration(MIL-STD-810F)	25g rms (15 degree 2KHz) endurance, 1 hour per axis			
Shock(non operating)	20G for 11msc half sin wave,3 axis both directions			

Ordering Information:

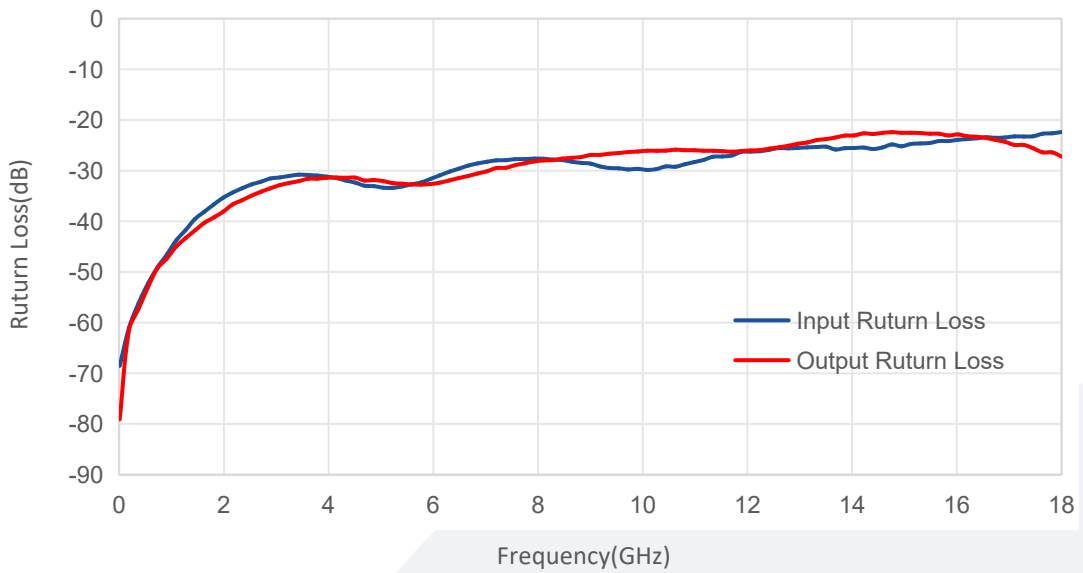
Base Number	Description	Revision
TA00A2-S-18-Cryo	0dB	Rev.1.1
TA01A2-S-18-Cryo	1dB	Rev.1.1
TA02A2-S-18-Cryo	2dB	Rev.1.1
TA03A2-S-18-Cryo	3dB	Rev.1.1
TA04A2-S-18-Cryo	4dB	Rev.1.1
TA05A2-S-18-Cryo	5dB	Rev.1.1
TA06A2-S-18-Cryo	6dB	Rev.1.1
TA07A2-S-18-Cryo	7dB	Rev.1.1
TA08A2-S-18-Cryo	8dB	Rev.1.1
TA09A2-S-18-Cryo	9dB	Rev.1.1
TA10A2-S-18-Cryo	10dB	Rev.1.1
TA12A2-S-18-Cryo	12dB	Rev.1.1
TA15A2-S-18-Cryo	15dB	Rev.1.1
TA20A2-S-18-Cryo	20dB	Rev.1.1
TA30A2-S-18-Cryo	30dB	Rev.1.1

Typical Performance Data:

TA00A2-S-18-Cryo:

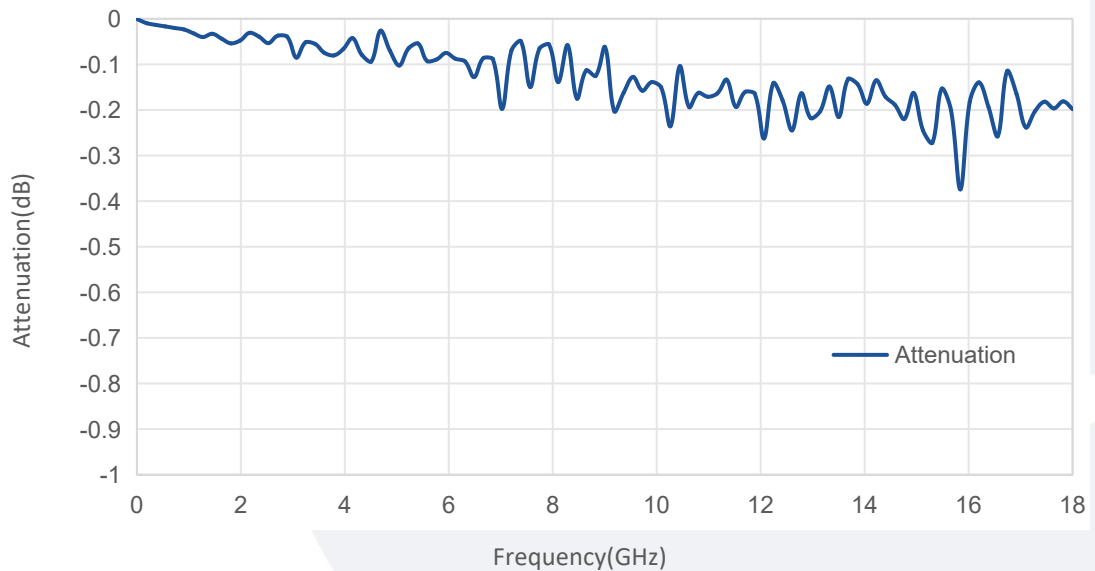
298K:

Return Loss vs Frequency



298K:

Attenuation vs Frequency



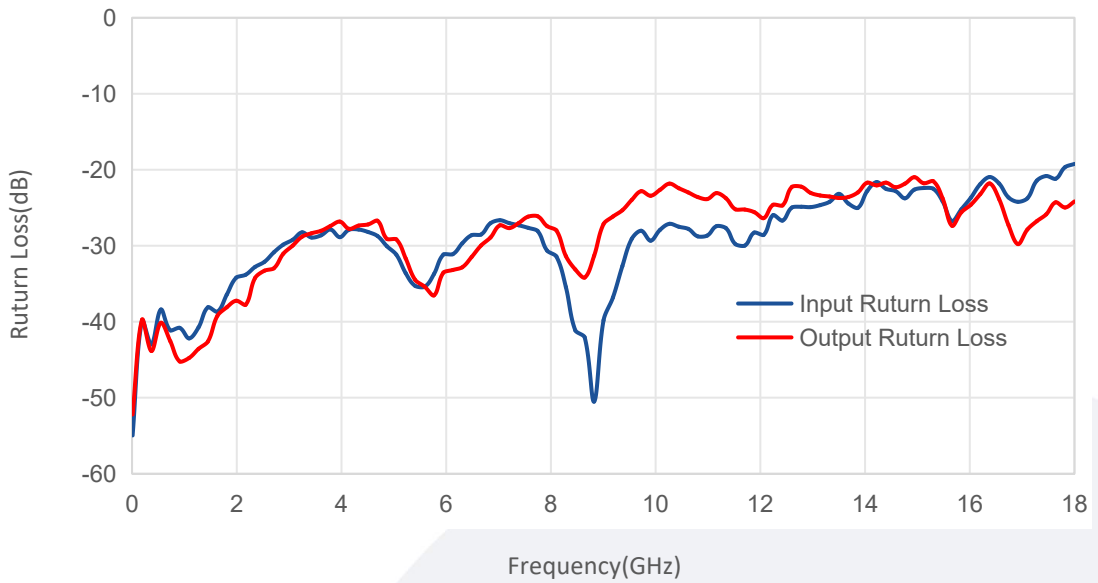
Note: Above data is for ref only, actual data may vary from unit to unit depending on operating environment and other factors like material lots etc.

Typical Performance Data:

TA00A2-S-18-Cryo:

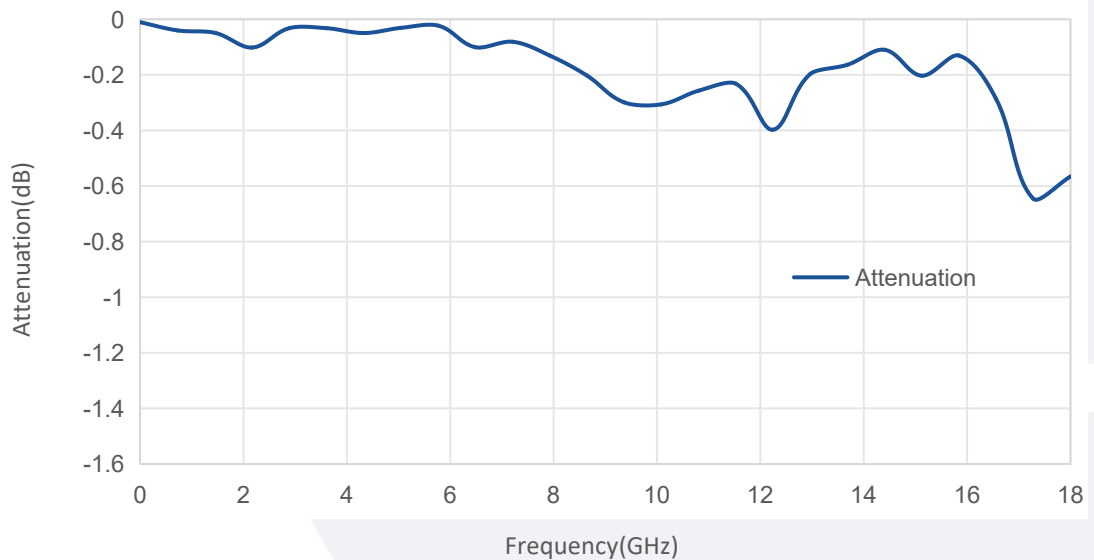
77K:

Return Loss vs Frequency



77K:

Attenuation vs Frequency



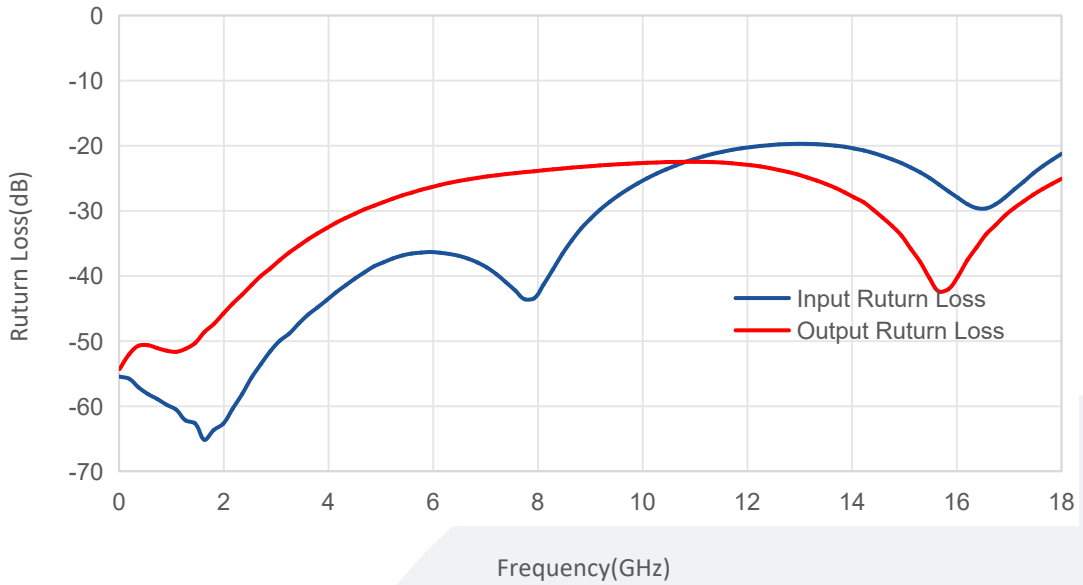
Note: Above data is for ref only, actual data may vary from unit to unit depending on operating environment and other factors like material lots etc.

Typical Performance Data:

TA10A2-S-18-Cryo:

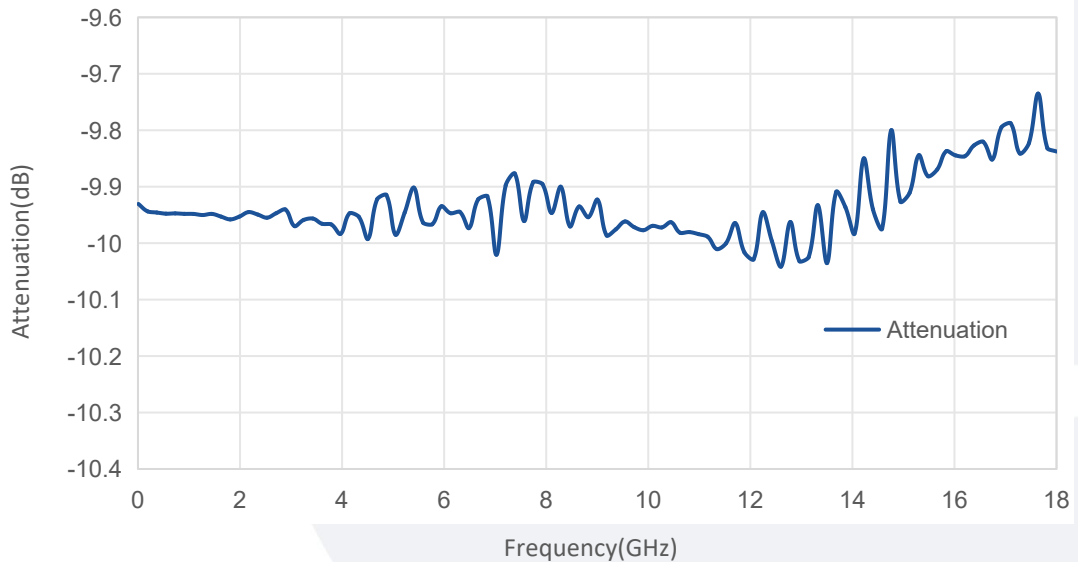
298K:

Return Loss vs Frequency



298K:

Attenuation vs Frequency



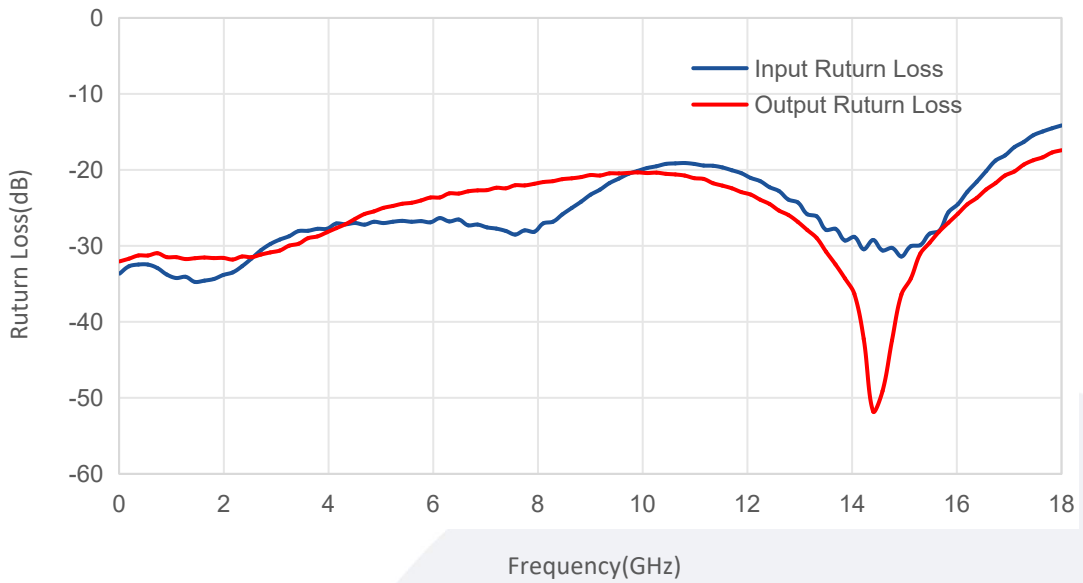
Note: Above data is for ref only, actual data may vary from unit to unit depending on operating environment and other factors like material lots etc.

Typical Performance Data:

TA10A2-S-18-Cryo:

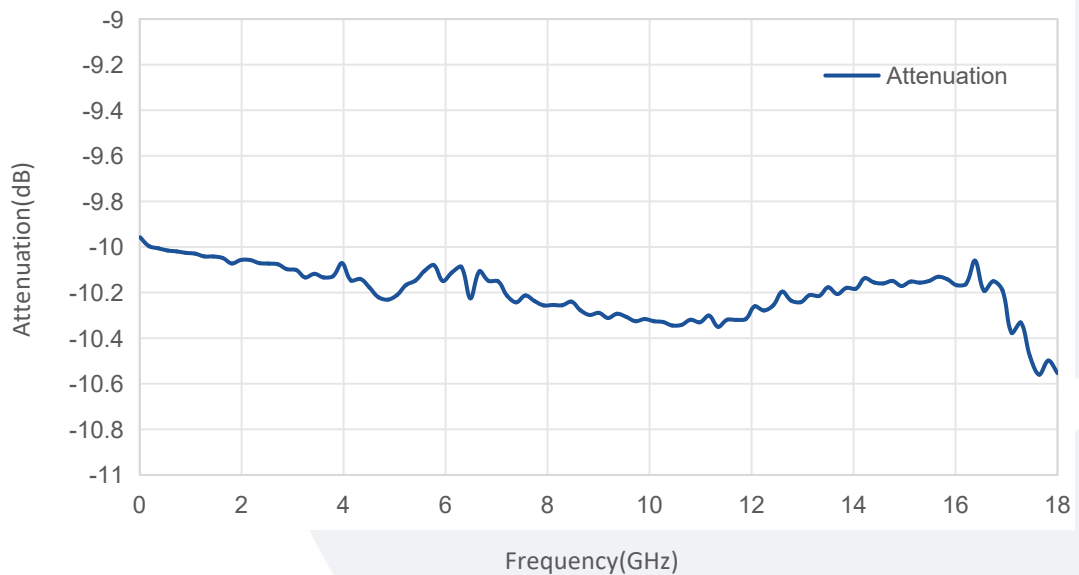
77K:

Return Loss vs Frequency



77K:

Attenuation vs Frequency



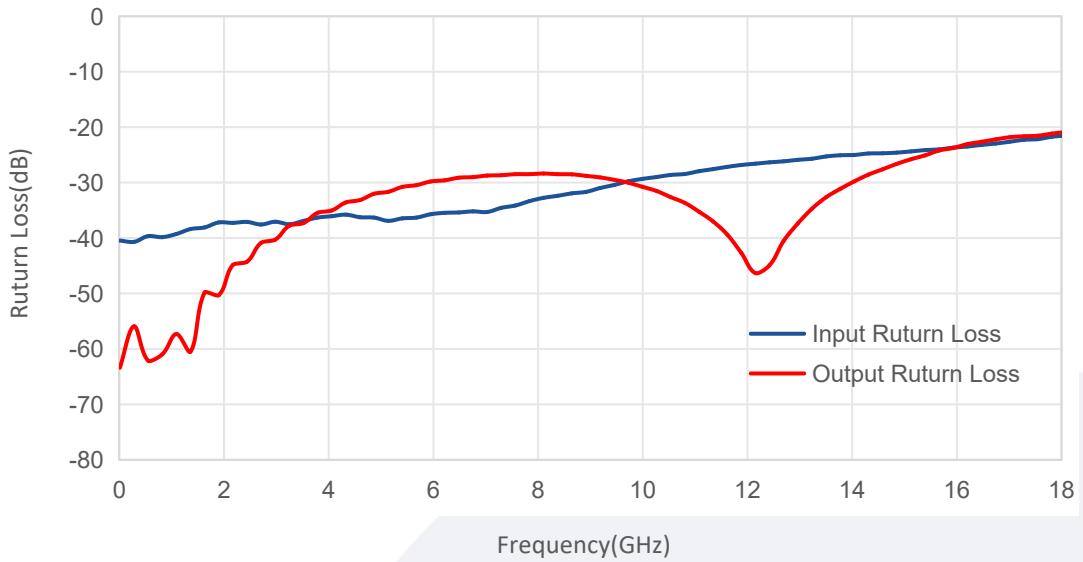
Note: Above data is for ref only, actual data may vary from unit to unit depending on operating environment and other factors like material lots etc.

Typical Performance Data:

TA20A2-S-18-Cryo:

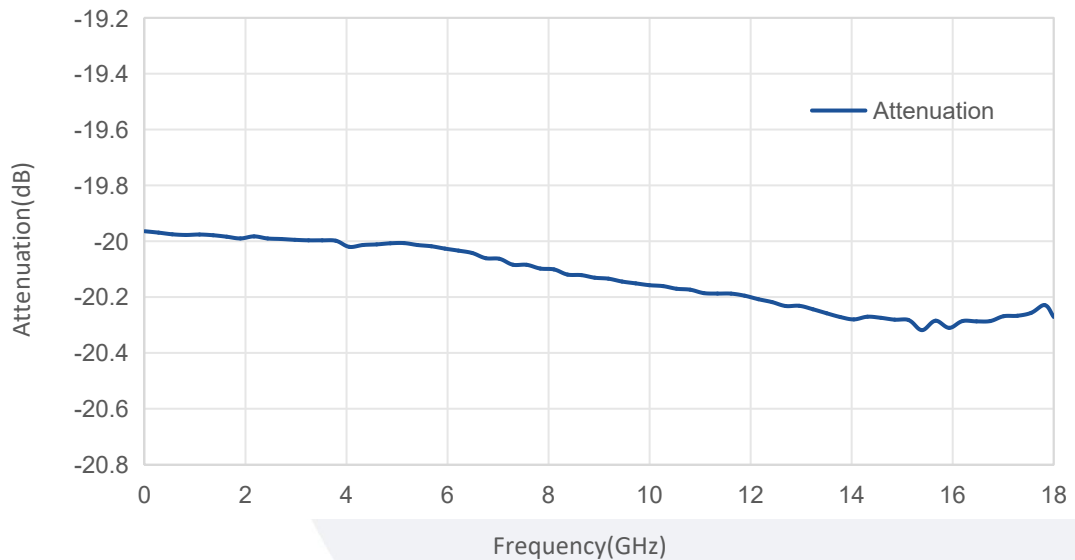
298K:

Return Loss vs Frequency



298K:

Attenuation vs Frequency



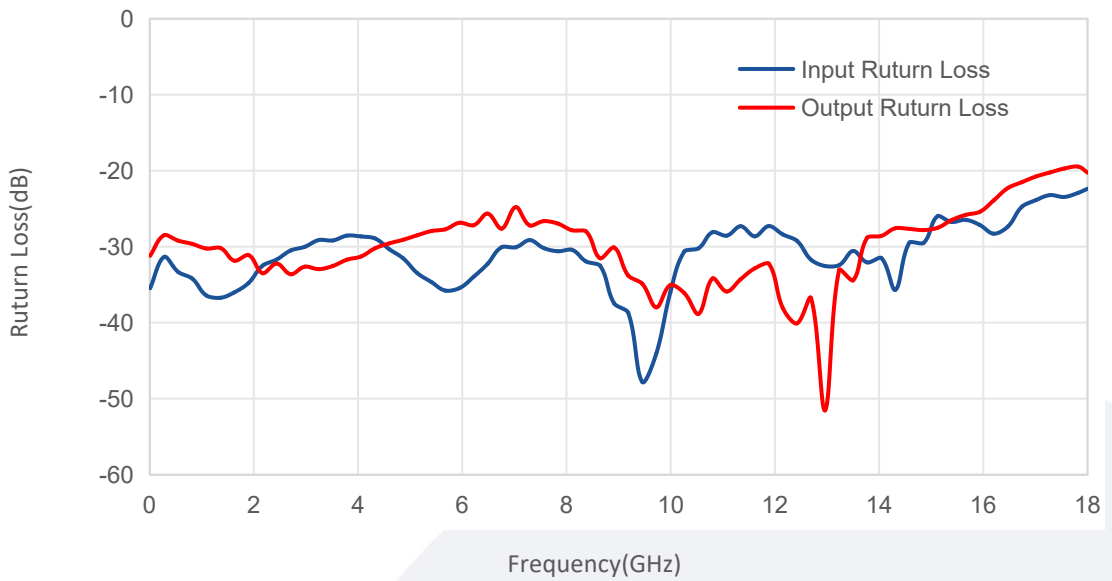
Note: Above data is for ref only, actual data may vary from unit to unit depending on operating environment and other factors like material lots etc.

Typical Performance Data:

TA20A2-S-18-Cryo:

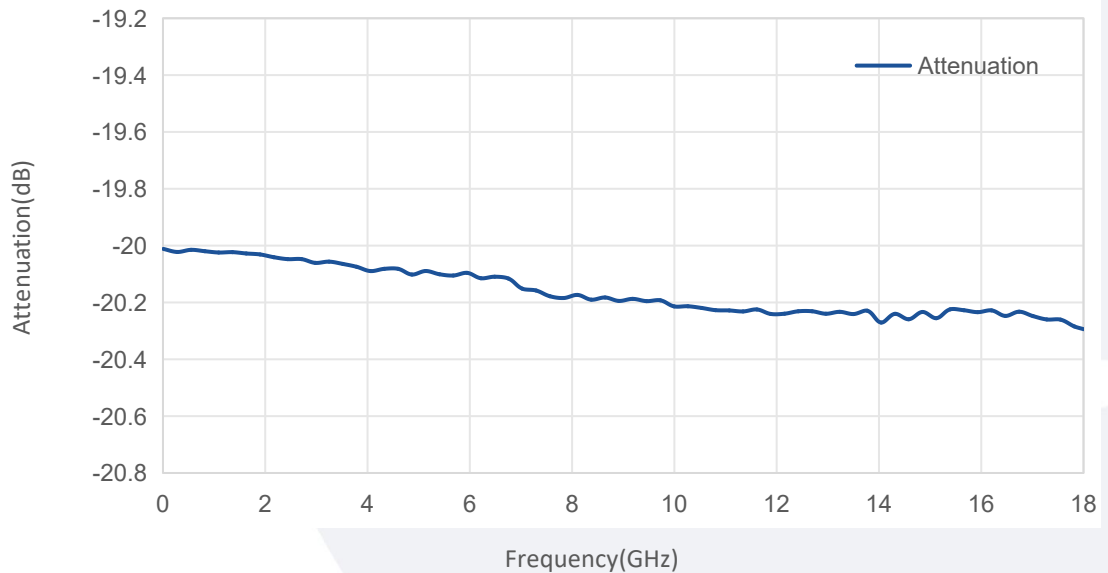
77K:

Return Loss vs Frequency



77K:

Attenuation vs Frequency



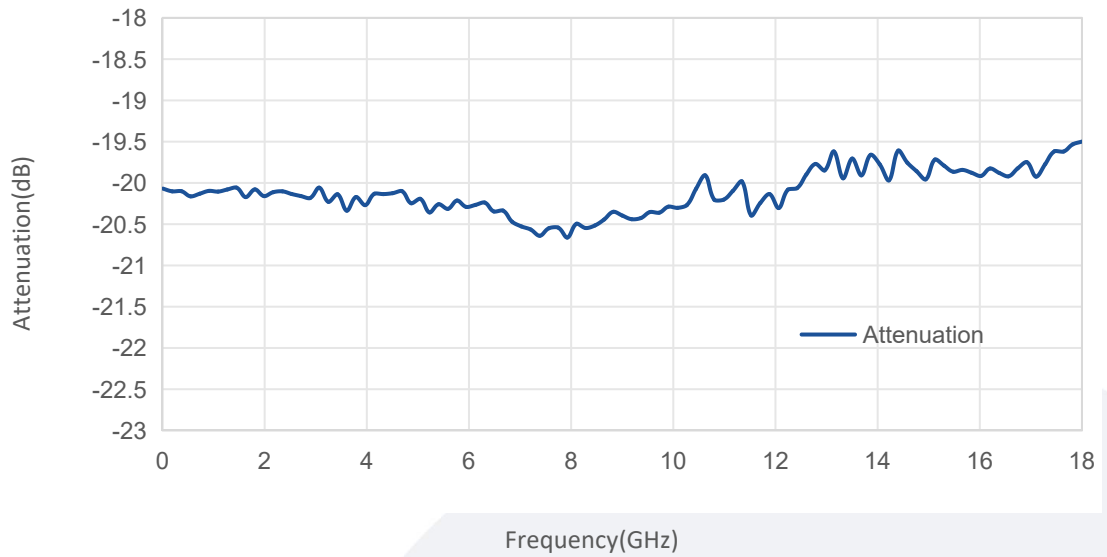
Note: Above data is for ref only, actual data may vary from unit to unit depending on operating environment and other factors like material lots etc.

Typical Performance Data:

TA20A2-S-18-Cryo:

4K:

Attenuation vs Frequency



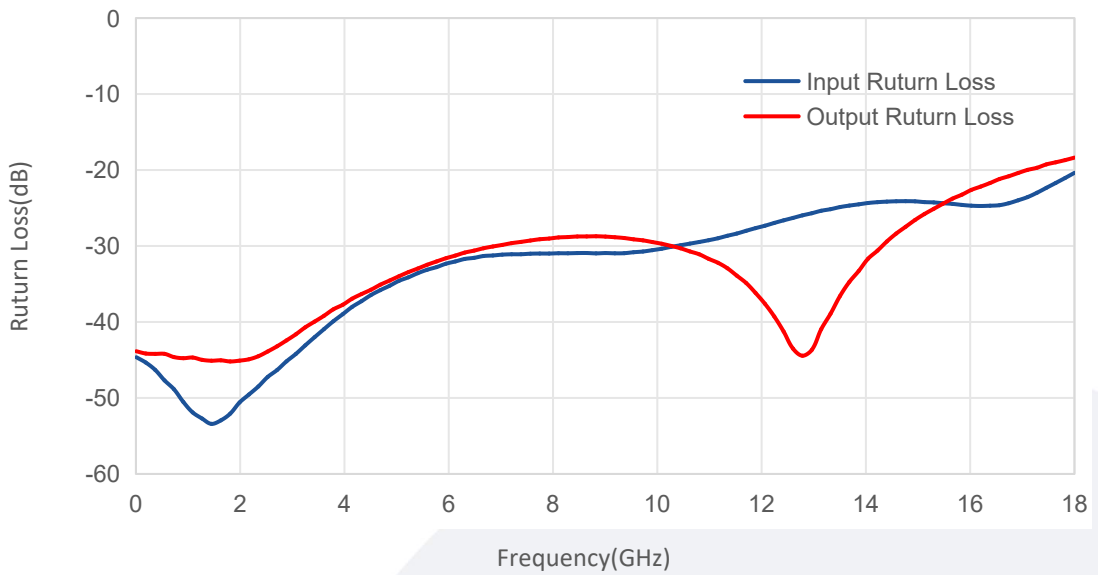
Note: Above data is for ref only, actual data may vary from unit to unit depending on operating environment and other factors like material lots etc.

Typical Performance Data:

TA30A2-S-18-Cryo:

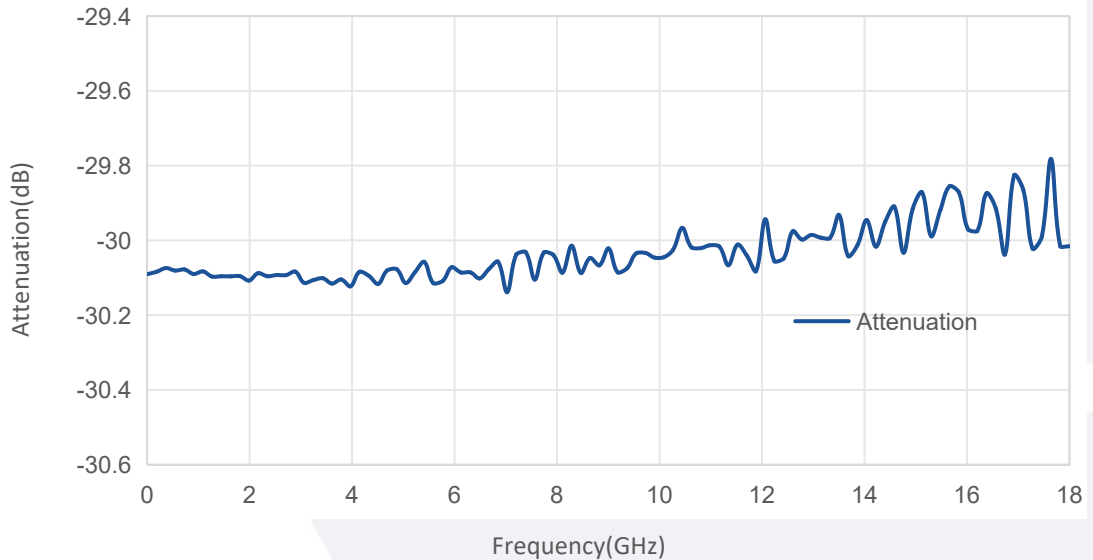
298K:

Return Loss vs Frequency



298K:

Attenuation vs Frequency



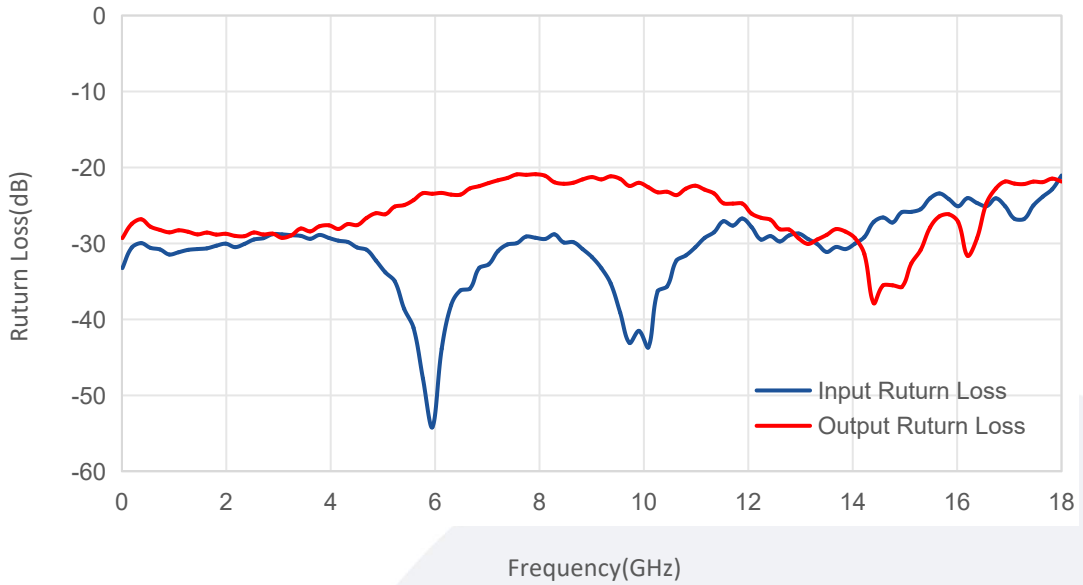
Note: Above data is for ref only, actual data may vary from unit to unit depending on operating environment and other factors like material lots etc.

Typical Performance Data:

TA30A2-S-18-Cryo:

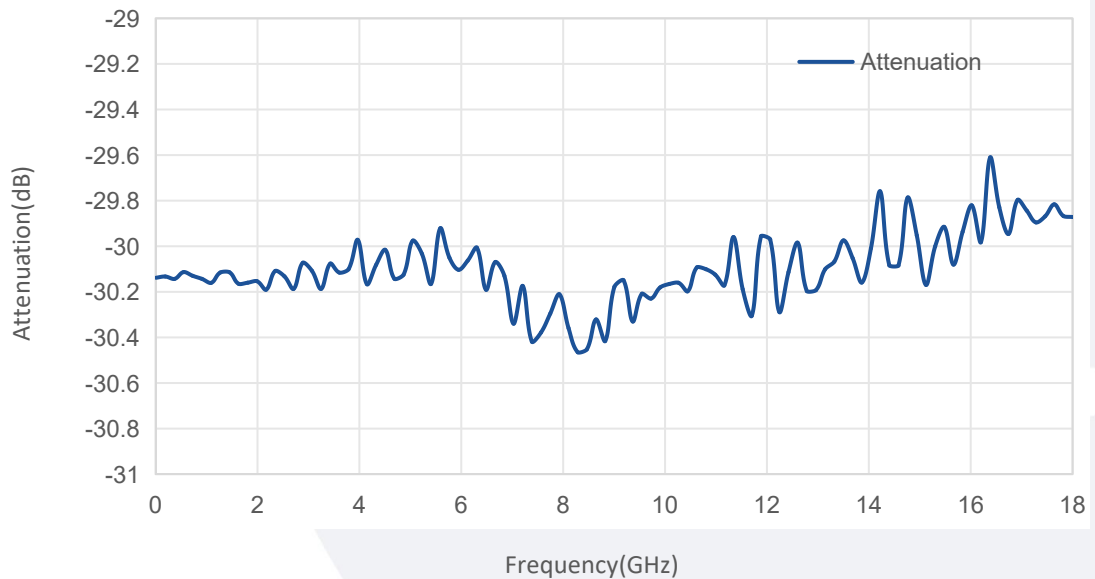
77K:

Return Loss vs Frequency



77K:

Attenuation vs Frequency



Note: Above data is for ref only, actual data may vary from unit to unit depending on operating environment and other factors like material lots etc.