

Power Amplifier

40-67GHz/9dB Gain/33dBm Psat

Model: TLPA40G67G-09-33

TLPA40G67G-09-33 is a power amplifier with a typical gain of 9 dB and a minimum Psat of 33 dBm across the frequency range of 40 to 67 GHz. The DC power requirement for the amplifier is +24 VDC/1.7 A. The input and output port configuration offers coax adapter structure with 1.85mm female.

Features:

- Frequency range: 40-67GHz
- Gain: 9dB Typ
- Output Power Psat: 33dBm Min
- Good Power and Gain Flatness
- 50 Ohm Matched Input / Output

Applications:

- Cellular
- PCN
- GSM
- ISM
- Lab Test

Electrical Characteristics:

Parameter	Min	Typ	Max	Units
Frequency range	40		67	GHz
Power Gain		9		dB
Small Signal Gain		18		dB
Output Psat	33	34		dBm
Input VSWR		2		:1
Output VSWR		2		:1
DC Voltage		+24		V DC
DC Supply Current		1.7		A
Impedance		50		Ohms

Mechanical Specifications:

Parameter	Value	Units
Input /Output Connector	1.85mm Female/1.85mm Female	
DC Bias	Solder Pin	
Size	44*52*13	mm

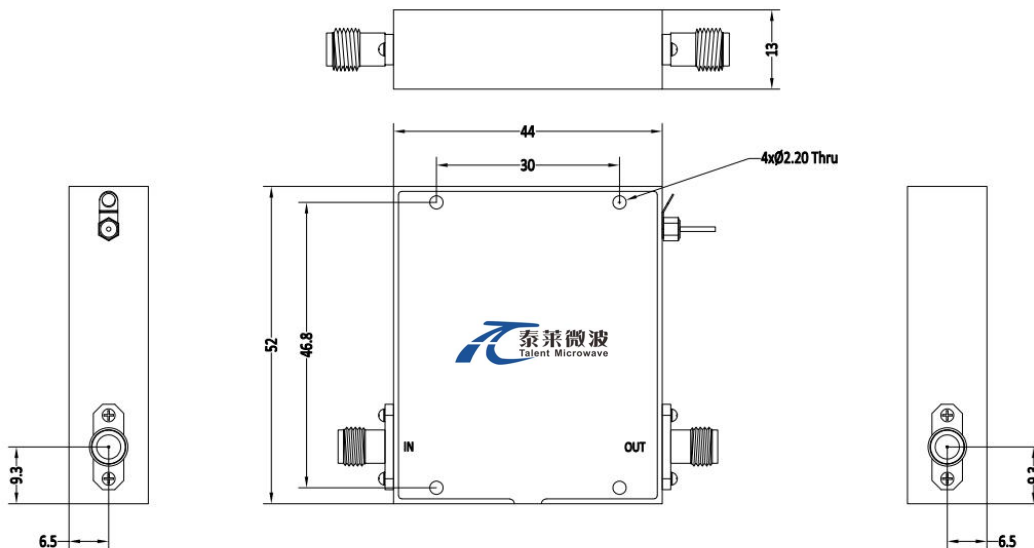
Absolute Maximum Ratings:

Parameter	Value
Supply Bias Voltage	+24 V
RF Input Power	+30 dBm
ESD sensitivity (HBm)	Class 0, passed 150V



Outline Drawing:

Unit:mm



*****Heat Sink Required During Operation**



ESD Protection: Strictly adhere to ESD precautions to prevent electrostatic damage.

Environmental Conditions:

Parameter	Min	Typ	Max	Units
Operating Temperature*	-40		+60	°C
Non-operating Temperature*	-50		+70	°C
Relative humidity		95		%
Altitude		10000		feet
Shock / Vibration(MIL-STD-810F)	Airborne			
Shock(non operating)	20G for 11msc half sin wave,3 axis both directions			

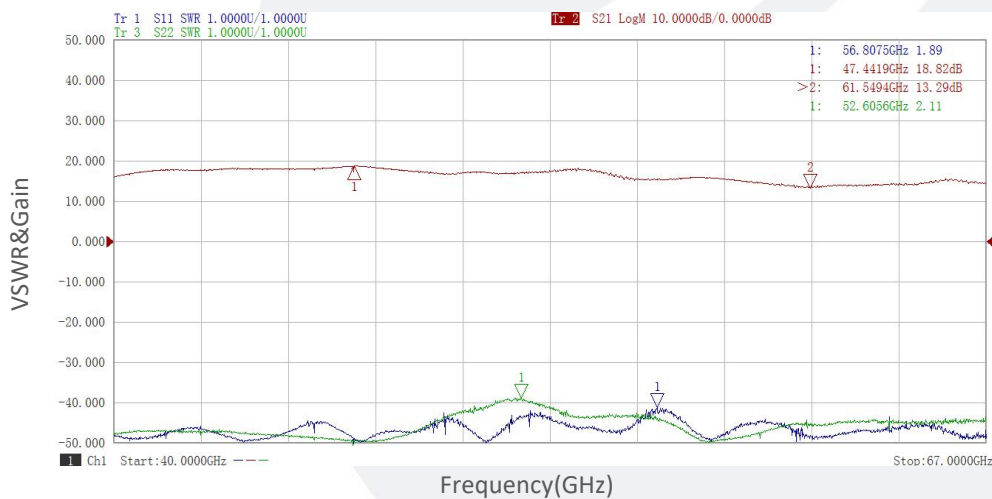
*Note: For a wider temperature range, please consult the manufacturer.

Ordering Information:

Base Number	Description	Revision
TLPA40G67G-09-33	Power amplifier 40-67GHz, Gain:9dB,Psat:33dBm,+24V DC,Without Heatsink	Rev.1.1
TLPA40G67G-09-33-HS	Power amplifier 40-67GHz, Gain:9dB,Psat:33dBm,+24V DC,With Heatsink	Rev.1.1

Typical Performance Data:

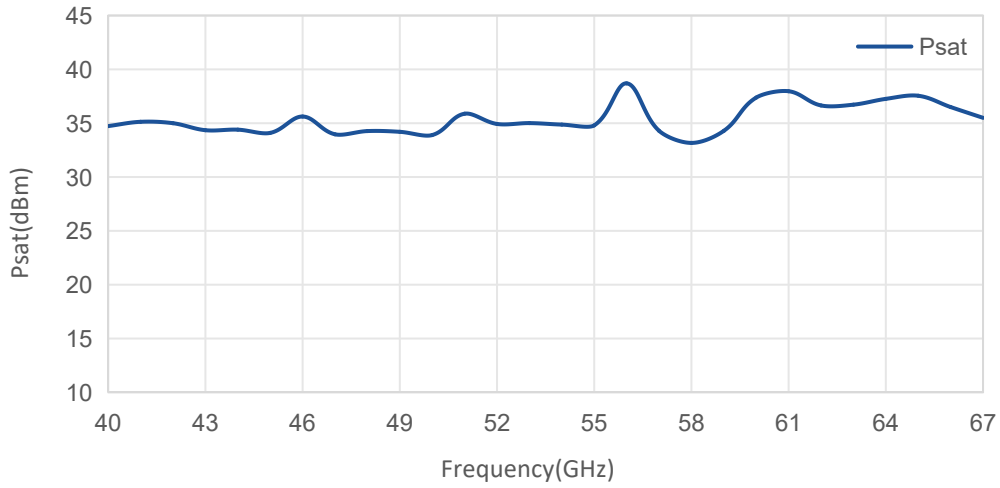
VSWR&Gain vs Frequency



Note: Above data is for ref only, actual data may vary from unit to unit depending on operating environment and other factors like material lots etc.

Typical Performance Data:

Psat vs Frequency



Note: Above data is for ref only, actual data may vary from unit to unit depending on operating environment and other factors like material lots etc.