

Low Noise Amplifier

WR-6.5/110-170GHz/6.5dB NF/33dB Gain

Model: TMLA-110170-3370-06

TMLA-110170-3370-06 is a D-Band low noise amplifier with a typical small signal gain of 33 dB and a nominal noise figure of 6.5 dB across the frequency range of 110 to 170 GHz. The DC power requirement for the amplifier is +12 VDC /36 mA. The input and output port configuration offers an inline structure with WR-6.5 waveguides and UG-387/U-M anti-cocking flanges.

Features:

- Frequency range: 110-170GHz
- Gain: 33dB Typ
- Noise Figure: 6.5dB Typ
- Unconditional stability

Applications:

- Passive Imaging
- 5G Systems

电气特性 Electrical Characteristics:

参数 Parameter	Min	Typ	Max	单位 Units
频率范围 Frequency range	110		170	GHz
小信号增益 Small Signal Gain		33		dB
噪声系数 Noise Figure		6.5		dB
输出功率1dB压缩点 Output P1dB		-3		dBm
直流电压 DC Voltage		12		V DC
直流电流 DC Supply Current		36		mA

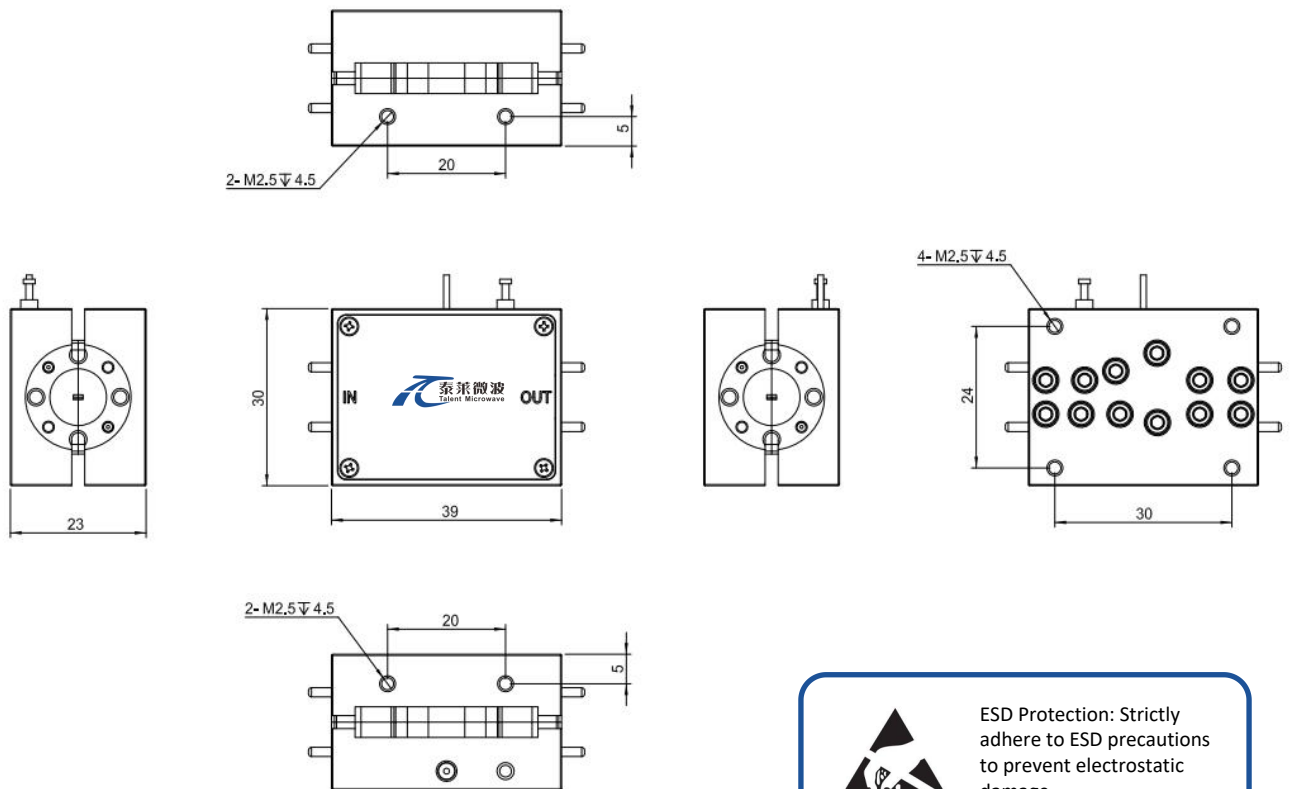
机械特性 Mechanical Specifications:

参数 Parameter	指标 Value	单位 Units
输入接口 Input Connector	WR-6.5/ UG-387/U	
输出接口 Output Connector	WR-6.5/ UG-387/U	
供电引脚 Power Supply Pin	Solder Pin	
尺寸 Size	39*30*23	mm

绝对最大值 Absolute Maximum Ratings:

参数 Parameter	指标 Value
供电偏置电压 Supply Bias Voltage	+15 V
输入功率 RF Input Power	+10 dBm
ESD灵敏度 ESD sensitivity (HBm)	Class 0, passed 150V

外形图 Outline Drawing: Unit:mm



ESD Protection: Strictly adhere to ESD precautions to prevent electrostatic damage.

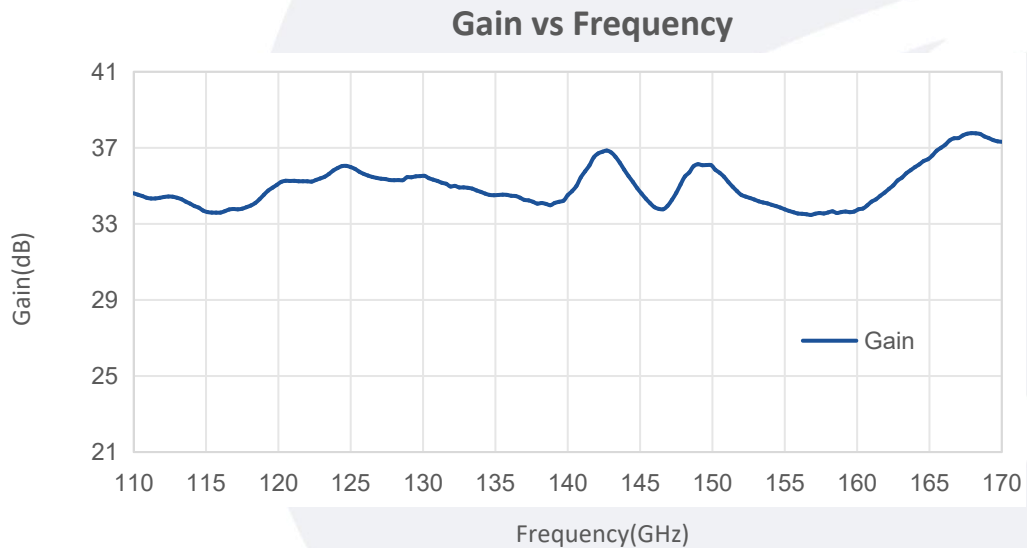
温度环境 Environmental Conditions:

参数 Parameter	Min	Typ	Max	单位 Units
操作温度 Operating Temperature	-10		+65	°C
存储温度 Non-operating Temperature	-45		+85	°C
相对湿度 Relative humidity		95		%
海拔 Altitude	10,000			feet
震动 Shock / Vibration(MIL-STD-810F)	25g rms (15 degree 2KHz) endurance, 1 hour per axis			
冲击 Shock(non operating)	20G for 11msc half sin wave,3 axis both directions			

订货信息 Ordering Information:

标准型号 Base Number	描述 Description	版本号 Revision
TMLA-110170-3370-06	Low Noise Amplifier,110-170GHz, Noise Figure:6.5dB, Gain:33dB,+12V DC,WR-6.5	Rev.1.1

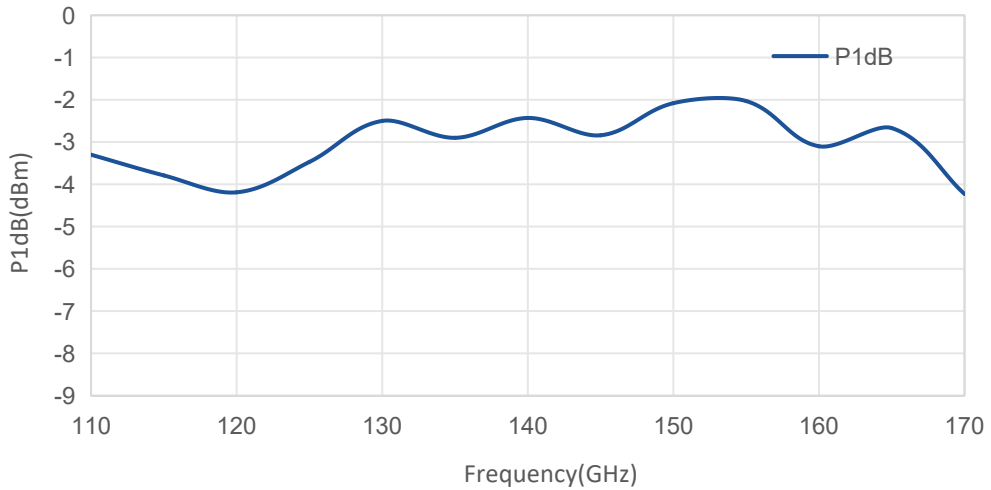
典型曲线 Typical Performance Data:



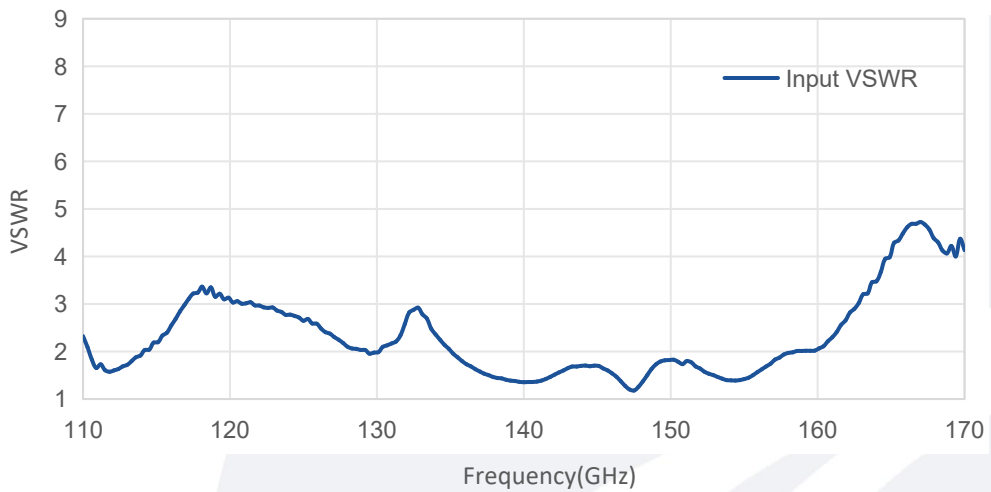
Note: Above data is for ref only, actual data may vary from unit to unit depending on operating environment and other factors like material lots etc.

典型曲线 Typical Performance Data:

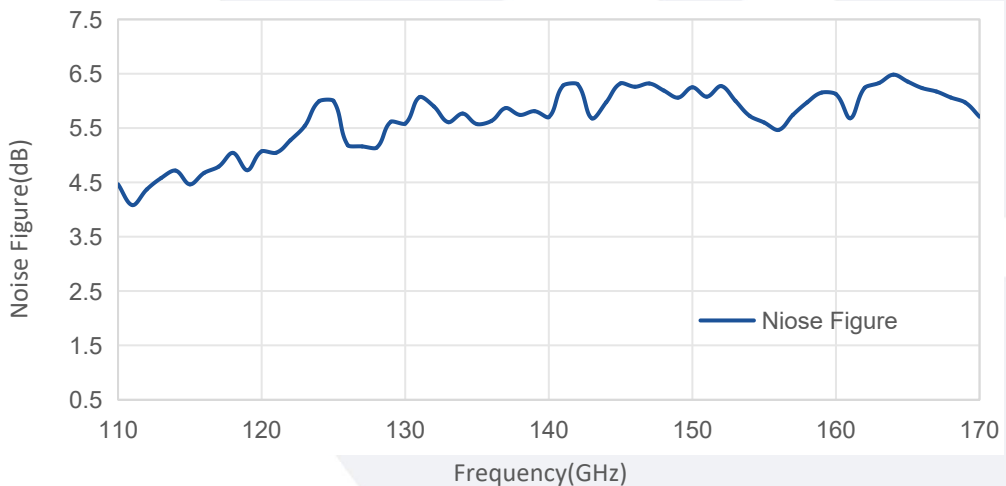
P1dB vs Frequency



VSWR vs Frequency



Noise Figure vs Frequency



Note: Above data is for ref only, actual data may vary from unit to unit depending on operating environment and other factors like material lots etc.