

W-Band, Active Frequency Multiplier

WR-10/X6/75-110GHz/21dBm Output Power

Model: TMAM-075110-0621-10

TMAM-075110-0621-10 is an active X6 frequency multiplier. The multiplier has an input frequency of 12.5 to 18.34 GHz with a typical input power of +5 dBm and an output frequency of 75 to 110 GHz with a typical output power of +21 dBm. The DC power requirement for the multiplier is +16 V DC/150 mA. The input port configuration is a female SMA connector and the output is a WR-10 waveguide with a UG-387/U-M anti-cocking flange.

Features:

- Output Frequency: 75-110GHz
- Output Power: 21dBm Typ
- Low power consumption

Applications:

- Frequency Extenders
- THz Systems

电气特性 Electrical Characteristics:

参数 Parameter	Min	Typ	Max	单位 Units
输出频率 Output Frequency	75		110	GHz
输出功率 Output Power		21		dBm
输入频率 Input Frequency	12.5		18.34	GHz
输入功率 Input Power	3	5	7	dBm
倍频次数 Multiply Factor		6		
谐波 Harmonic		-20		dBc
供电电压 DC Voltage		16		V
供电电流 DC Supply Current		150		mA

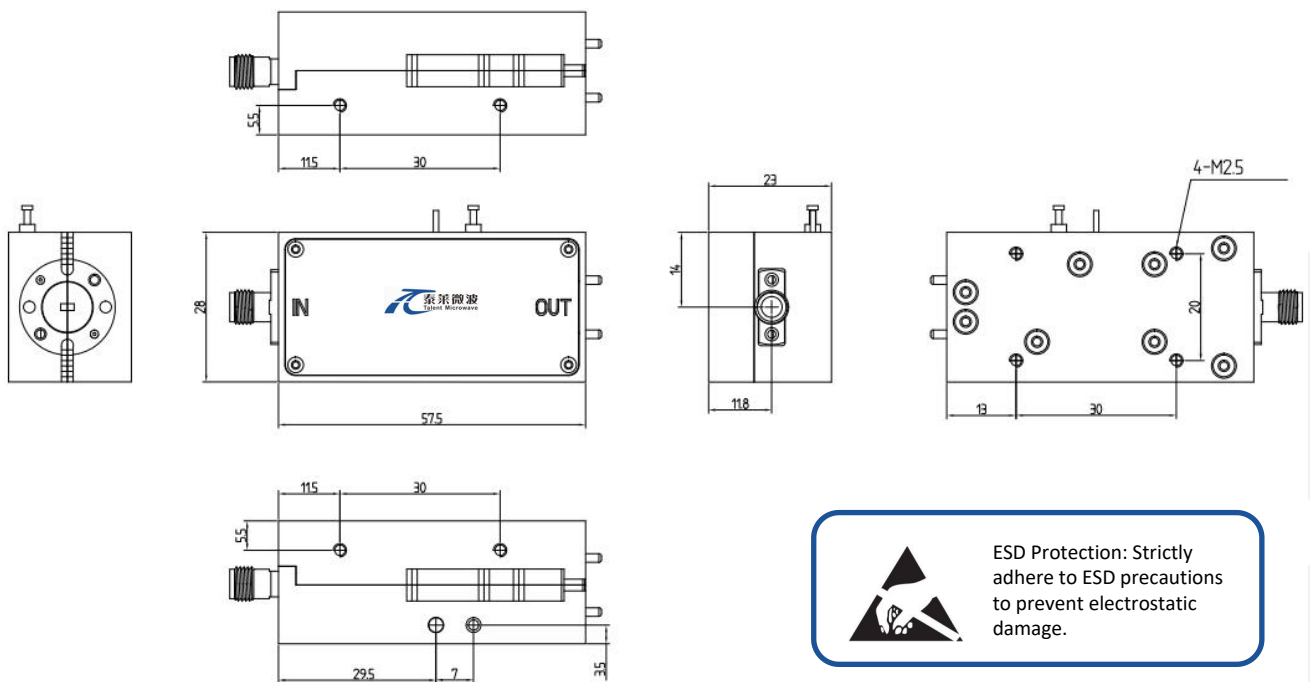
机械特性 Mechanical Specifications:

参数 Parameter	指标 Value	单位 Units
输出接口 Output Connector	WR-10/UG-387/U	
输入接口 Input Connector	SMA Female	
直流偏置 DC Bias	Solder Pin	
尺寸 Size	57.5*28*23	mm

绝对最大值 Absolute Maximum Ratings:

参数 Parameter	指标 Value
供电偏置电压 Supply Bias Voltage	+18 V
输入功率 RF Input Power	+10 dBm
ESD灵敏度 ESD sensitivity (HBm)	Class 0, passed 150V

外形图 Outline Drawing: Unit:mm



ESD Protection: Strictly adhere to ESD precautions to prevent electrostatic damage.

温度环境 Environmental Conditions:

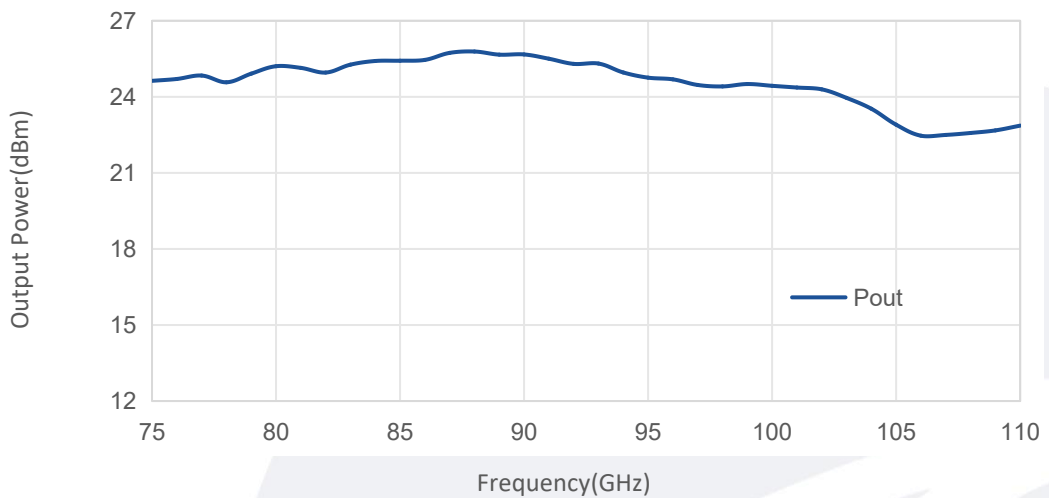
参数 Parameter	Min	Typ	Max	单位 Units
操作温度 Operating Temperature	-10		+65	°C
存储温度 Non-operating Temperature	-45		+85	°C
相对湿度 Relative humidity		95		%
海拔 Altitude	50,000			feet
震动 Shock / Vibration(MIL-STD-810F)	25g rms (15 degree 2KHz) endurance, 1 hour per axis			
冲击 Shock(non operating)	20G for 11msc half sin wave,3 axis both directions			

订货信息 Ordering Information:

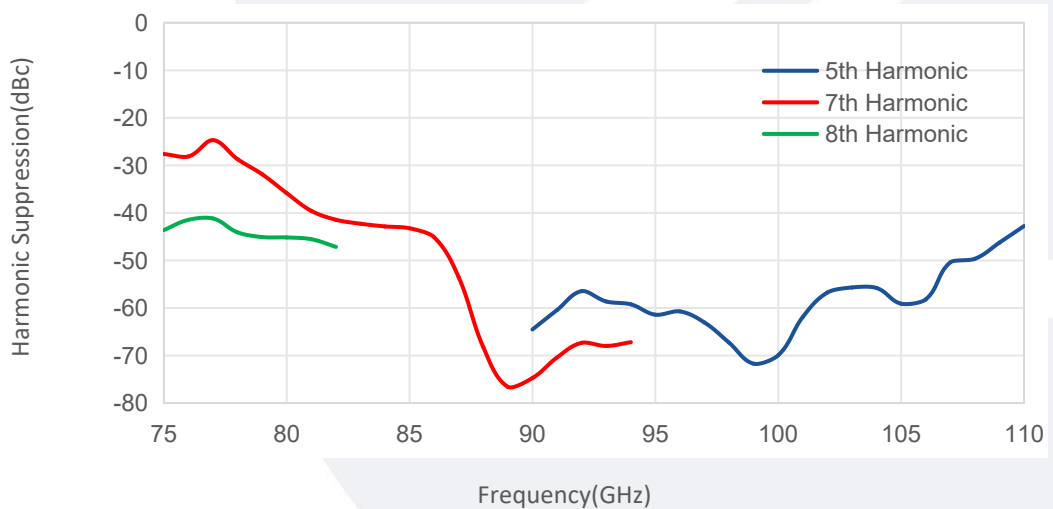
标准型号 Base Number	描述 Description	版本号 Revision
TMAM-075110-0621-10	Active Multiplier, X6, 75-110GHz, Output Power: 21dBm, WR-10/UG-387/U, SMA Female	Rev.1.1

典型曲线 Typical Performance Data:

Output Power vs Frequency



Harmonic Suppression vs Frequency



Note: Above data is for ref only, actual data may vary from unit to unit depending on operating environment and other factors like material lots etc.