

Low Noise Amplifier

WR-10/75-110GHz/4dB NF/42dB Gain

Model: TMLA-075110-4240-10

TMLA-075110-4240-10 is a W-Band low noise amplifier with a typical small signal gain of 42 dB and a nominal noise figure of 4 dB across the frequency range of 75 to 110 GHz. The DC power requirement for the amplifier is +12 VDC/35 mA. The input and output port configuration offers an inline structure with WR-10 waveguides and UG-387/U-M anti-cocking flanges.

Features:

- Frequency range: 75-110GHz
- Gain: 42dB Typ
- Noise Figure: 4dB Typ
- Unconditional stability

Applications:

- Passive Imaging
- 5G Systems

电气特性 Electrical Characteristics:

参数 Parameter	Min	Typ	Max	单位 Units
频率范围 Frequency range	75		110	GHz
小信号增益 Small Signal Gain		42		dB
噪声系数 Noise Figure		4		dB
输入驻波 Input VSWR		2.5		:1
输出驻波 Output VSWR		2		:1
直流电压 DC Voltage		12		V DC
直流电流 DC Supply Current		35		mA

机械特性 Mechanical Specifications:

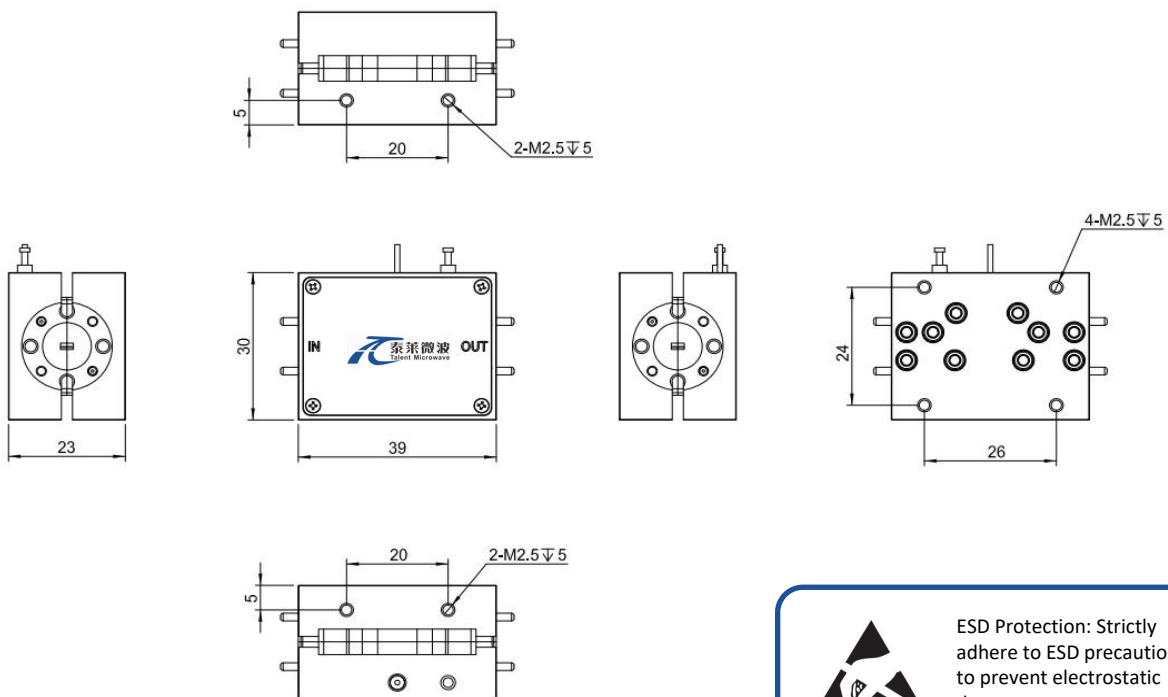
参数 Parameter	指标 Value	单位 Units
输入接口 Input Connector	WR-10/ UG-387/U	
输出接口 Output Connector	WR-10/ UG-387/U	
供电引脚 Power Supply Pin	Solder Pin	
尺寸 Size	39*30*23	mm

绝对最大值 Absolute Maximum Ratings:

参数 Parameter	指标 Value
供电偏置电压 Supply Bias Voltage	+15 V
输入功率 RF Input Power	0 dBm
ESD灵敏度 ESD sensitivity (HBm)	Class 0, passed 150V

外形图 Outline Drawing:

Unit:mm



ESD Protection: Strictly adhere to ESD precautions to prevent electrostatic damage.

温度环境 Environmental Conditions:

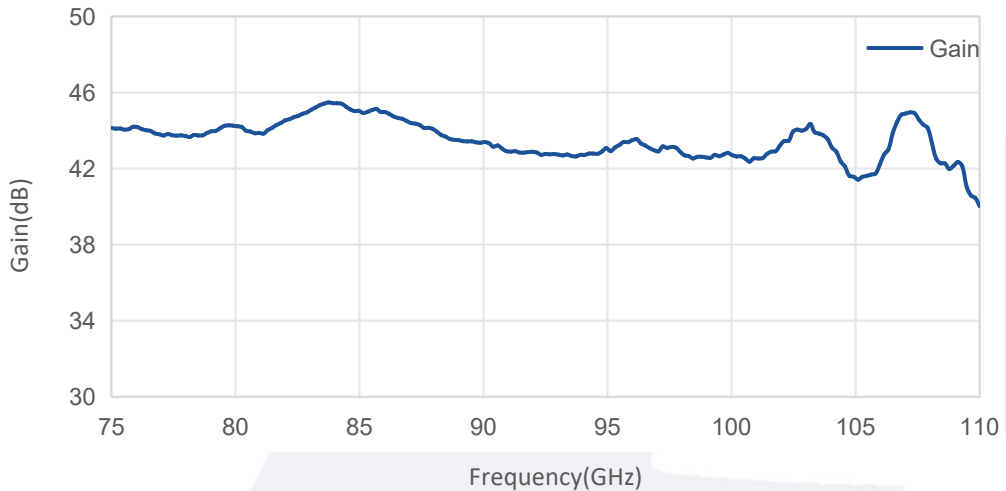
参数 Parameter	Min	Typ	Max	单位 Units
操作温度 Operating Temperature	-10		+65	°C
存储温度 Non-operating Temperature	-45		+85	°C
相对湿度 Relative humidity		95		%
海拔 Altitude	10,000			feet
震动 Shock / Vibration(MIL-STD-810F)	25g rms (15 degree 2KHz) endurance, 1 hour per axis			
冲击 Shock(non operating)	20G for 11msc half sin wave,3 axis both directions			

订货信息 Ordering Information:

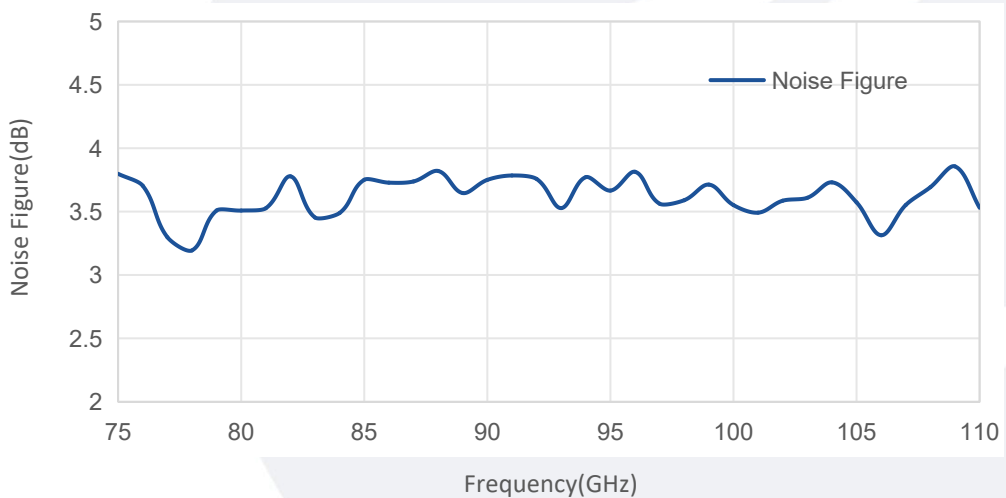
标准型号 Base Number	描述 Description	版本号 Revision
TMLA-075110-4240-10	Low Noise Amplifier, 75-110GHz, Noise Figure: 4.0dB, Gain: 42dB, +12V DC, WR-10	Rev.1.1

典型曲线 Typical Performance Data:

Gain vs Frequency



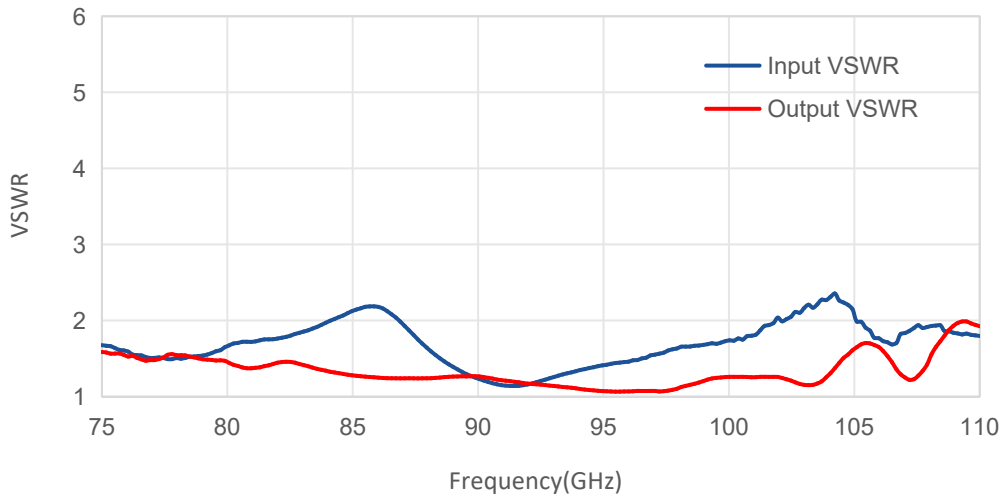
Noise Figure vs Frequency



Note: Above data is for ref only, actual data may vary from unit to unit depending on operating environment and other factors like material lots etc.

典型曲线 Typical Performance Data:

VSWR vs Frequency



Note: Above data is for ref only, actual data may vary from unit to unit depending on operating environment and other factors like material lots etc.