

D-band, Active Tx/Rx Converter

WR-06/110-170GHz /-10dB Conversion Loss

Model: TLAMCM-110170-20-06

TLAMCM-110170-20-06 is an up and down fundamental mixer integrated with x12 active frequency multiplier chain. The converter has an input LO frequency of 9.16 to 14.17 GHz with a typical input power of 5 dBm. RF frequency can range from 110 to 170 GHz and IF port can range from DC to 20GHz with 2.92mm connector. The DC power requirement for the multiplier is +12 V DC.

Features:

- RF Frequency:110-170GHz
- LO Frequency:9.16-14.17GHz
- IF Frequency:DC-20GHz
- Low Conversion Loss

Applications:

- Test Equipment
- Radar System
- D-band Imaging

Electrical Characteristics:

Parameter	Min	Typ	Max	Units
RF Frequency	110		170	GHz
12XLO Frequency	110		170	GHz
LO Frequency	9.16		14.17	GHz
IF Frequency	DC		20	GHz
LO-Input power	3	5	7	dBm
LO Multiplier factor		12		
Conversion Loss(IF=1GHz)		-10		dB
DC Supply Voltage		12		V DC
DC Supply Current		245		mA

Mechanical Specifications:

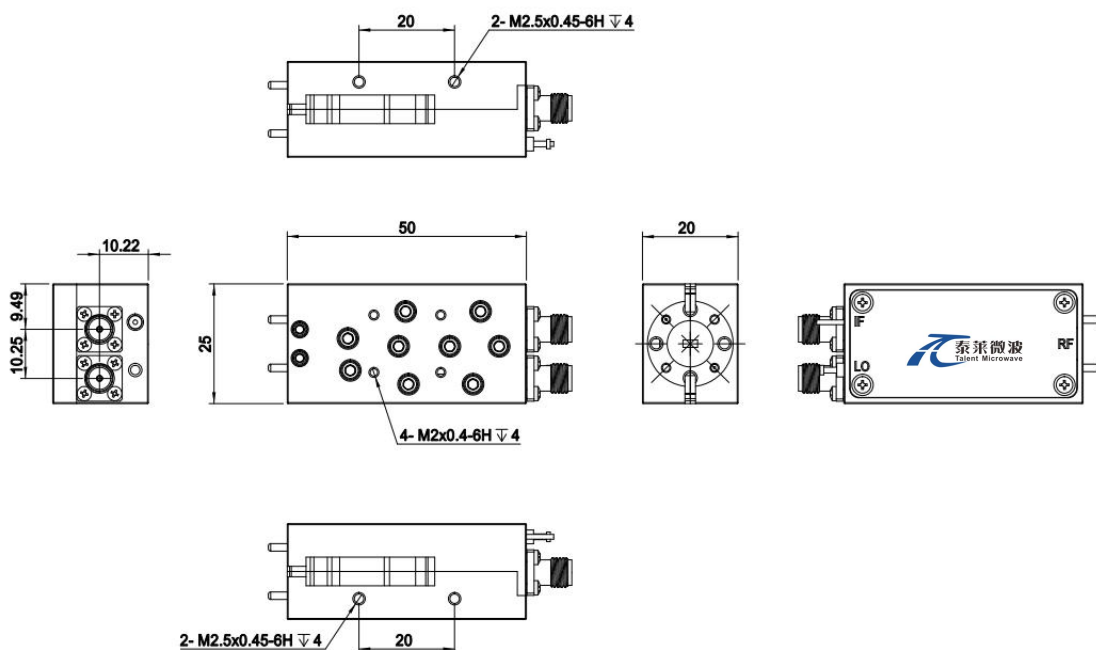
Parameter	Value	Units
RF Connector	WR-06/UG-387/U	
LO Connector	SMA Female	
IF Connector	SMA Female	
Size	50*25*20	mm

Absolute Maximum Ratings:

Parameter	Value
RF Input Power	12 dBm
LO Input Power	10 dBm
IF Input Power	12 dBm
DC Supply Voltage	+15 V
ESD sensitivity (HBm)	Class 0, passed 150V

Outline Drawing:

Unit:mm



Environmental Conditions:

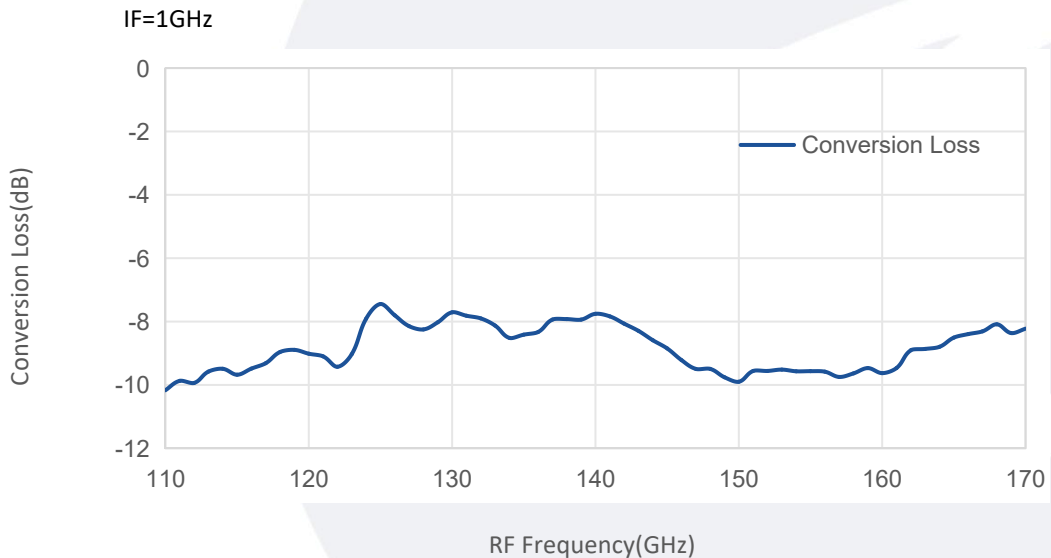
Parameter	Min	Typ	Max	Units
Operating Temperature	0		+50	°C
Non-operating Temperature	-45		+85	°C
Relative humidity		95		%
Altitude	10,000			feet
Shock / Vibration(MIL-STD-810F)	25g rms (15 degree 2KHz) endurance, 1 hour per axis			
Shock(non operating)	20G for 11msc half sin wave,3 axis both directions			

Ordering Information:

Base Number	Description	Revision
TLAMCM-110170-20-06	D-band Active Tx/Rx Converter, Conversion Loss:-10dB,WR-06/UG-387/U	Rev.1.1

Typical Performance Data:

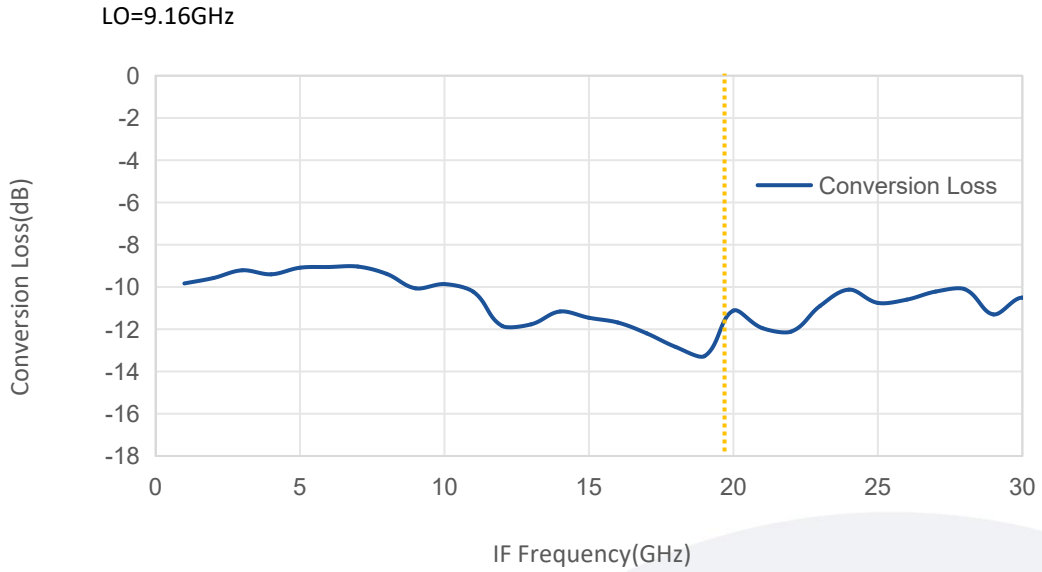
Conversion Loss vs RF Frequency



Note: Above data is for ref only, actual data may vary from unit to unit depending on operating environment and other factors like material lots etc.

Typical Performance Data:

Conversion Loss vs RF Frequency



Note: Above data is for ref only, actual data may vary from unit to unit depending on operating environment and other factors like material lots etc.