

1P4T , Terminated , Coaxial Switches

R14-KN12T40-DTI , Coaxial Switches , 1P4T , K , Normally Open , 12VDC , TTL , DC to 40 GHz , DSUB-15 , Terminated , Electronic Type Indicator
 R14-KN24T40-DTI , Coaxial Switches , 1P4T , K , Normally Open , 24VDC , TTL , DC to 40 GHz , DSUB-15 , Terminated , Electronic Type Indicator
 R14-KN28T40-DTI , Coaxial Switches , 1P4T , K , Normally Open , 28VDC , TTL , DC to 40 GHz , DSUB-15 , Terminated , Electronic Type Indicator

电气参数 Electrical Characteristics:

参数 Parameter	条件 Condition
频率范围 Frequency range	DC-40 GHz
阻抗 Impedance	50 Ω
开关模式 Operation mode	Normally Open
开关顺序 Switch sequence	Break before make
切换时间 Switching time	15 ms max
机械寿命 Mechanical life	1 million min
TTL input	0-0.8 V(OFF), 2.4-5 V(ON)
负载功率 Termination power CW	0.5W
额定电压 Rated voltage	12 24 28 VDC
工作电流 Operating current at 23 °C	300 167 160 mA
指示灯额定值 Indicator rating	Electronic Type Indicator Max withstand voltage: 60VDC Max current capacity: 100mA Max "ON" resistance: 16Ω Note: VDC(i) and COM- must be connected to operate.



射频特性 RF Specifications:

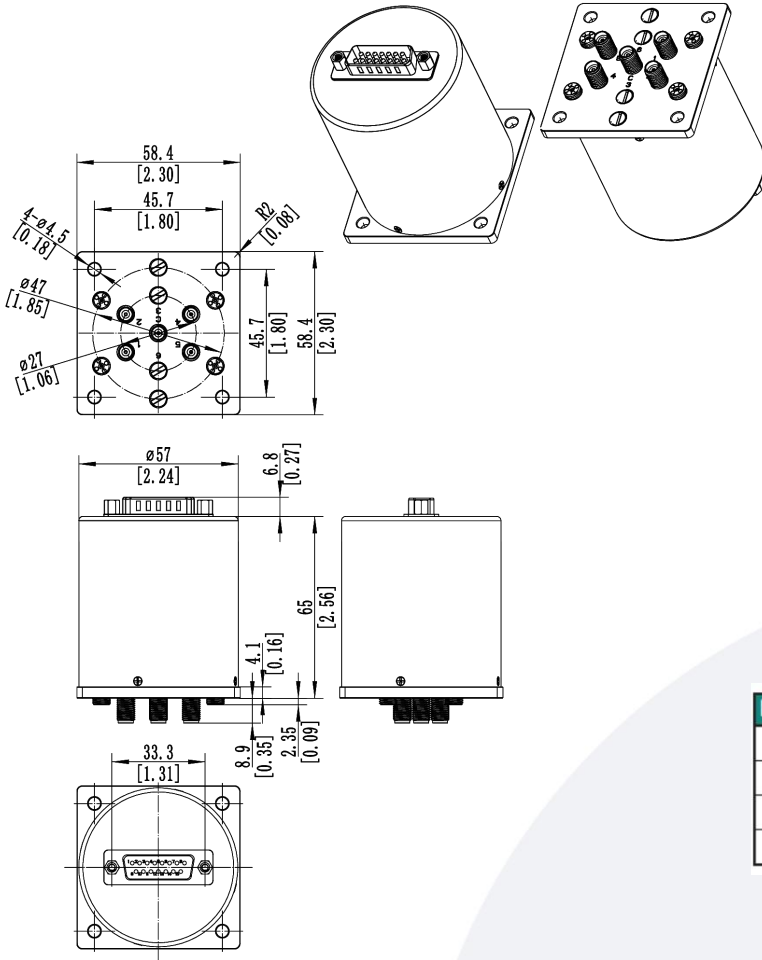
频率范围 FREQUENCY RANGE(GHz)	DC-6	6-12	12-18	18-32	32-40
插入损耗 INSERTION LOSS (MAX) dB	0.3	0.4	0.5	0.8	1.3
隔离度 ISOLATION (MIN) dB	70	60	60	55	50
电压驻波比 V.S.W.R. (MAX)	1.3:1	1.4:1	1.5:1	1.9:1	2.1:1

环境和物理特性 Environmental And Physical Characteristics:

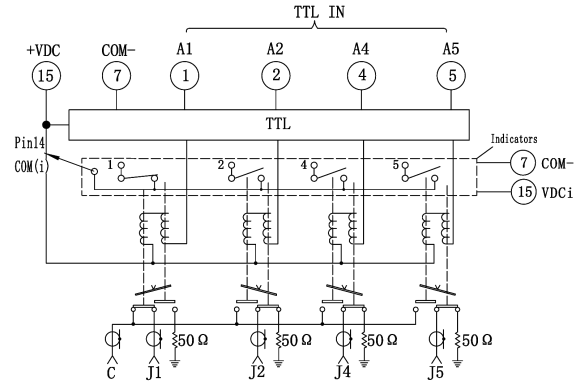
参数 Parameter	条件 Condition
工作温度范围 Operating temperature range	-25°C to +65°C(Standard) -55°C to +85°C(Optional)
振动 Sine vibration(Operating)	20-2000Hz , 10G RMS
冲击 Shocks(Non Operating)	50g / 11msec, ½ sine
射频接口 RF Connector type	2.92mm Female
控制接口 Control connector	D-SUB 15Pin male
重量 Weight	240g Max
外壳颜色 Housing Color	浅蓝色 Light Blue

备注: 如果客户需要其他外壳颜色, 请联系业务备注

外形尺寸 Outline Drawing: Unit: mm



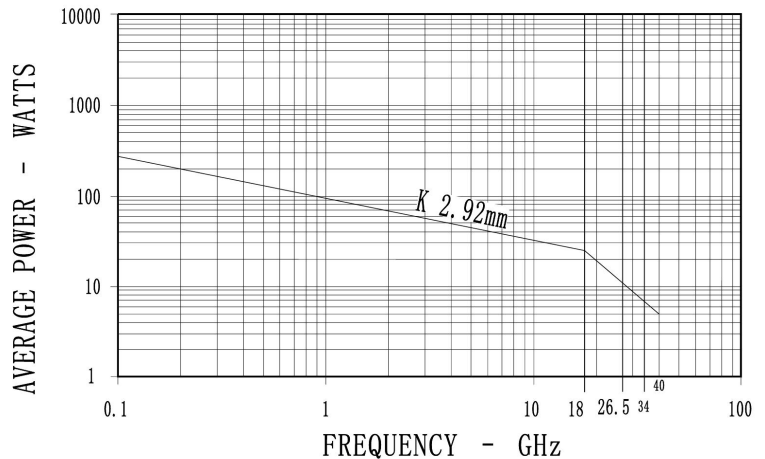
原理图 Schematic:



备注*: 指示灯电路IC参数:


Parameter	Rating	Units
Blocking Voltage	60	V _P
Load Current	100	mA _{rms} / mA _{DC}
On-Resistance (max)	16	Ω
LED Current to operate	1	mA

功率曲线图 Average power:



This graph is based on the following conditions:

- Ambient temperature: + 25 °C
- Sea level
- V.S.W.R.: 1 and cold switching

引脚定义 Pin Definition:


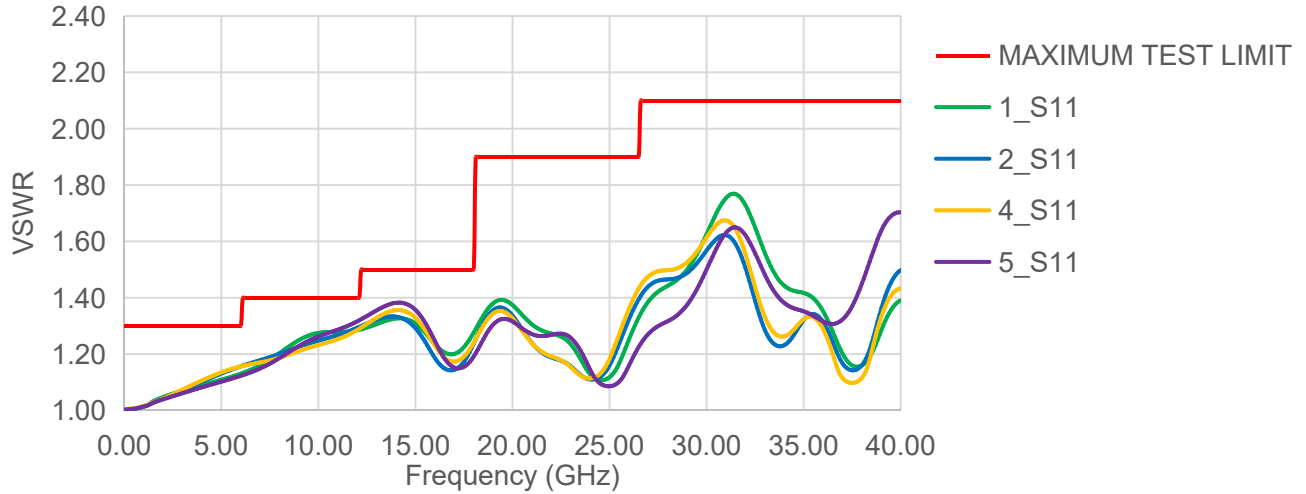
15 PIN D-SUB		RF Connect Used
Pin NO.	Function	SP4T
1	A1(TTL IN)	1
2	A2(TTL IN)	2
3	UNUSED	
4	A4(TTL IN)	4
5	A5(TTL IN)	5
6	UNUSED	
7	COM-	电源接地端
8	1(IND.)	J1-COM
9	2(IND.)	J2-COM
10	UNUSED	
11	4(IND.)	J4-COM
12	5(IND.)	J5-COM
13	UNUSED	
14	COMi(IND.)(V+)	典型应用: 接+3VDC(指示灯输入电压) (没有串联外接电阻时, 16Ω内阻) 见备注*
15	+VDC/VDC(i)	电源额定电压

标准型号 Part Number:

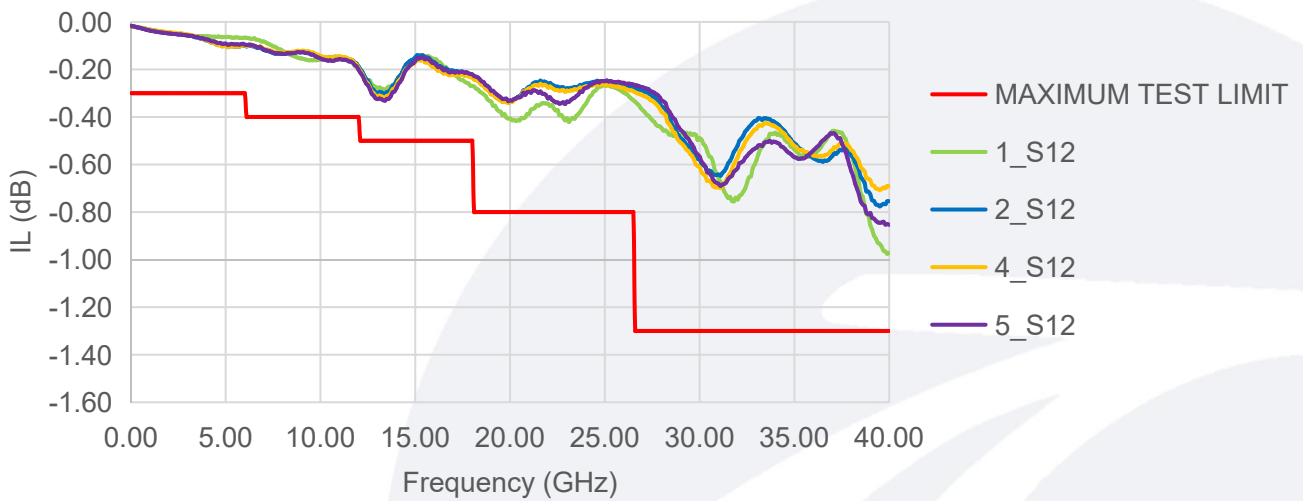
标准型号 Part Number	额定电压 Rated Voltage	可选项 Option
1P4T		
R14-KN12T40-DTI	12VDC	-S
R14-KN24T40-DTI	24VDC	例如:R14-KN12T40-DTIS
R14-KN28T40-DTI	28VDC	(备注, S型号满足IP65)

典型曲线 Typical Performance Data:

VSWR



INSERTION LOSS



ISOLATION

