

SPDT , Terminated , Coaxial Switches

R12-SF12018-DT , Coaxial Switches , SPDT , SMA , Failsafe , 12VDC , DC to 18 GHz , DSUB-9 , Terminated
 R12-SF24018-DT , Coaxial Switches , SPDT , SMA , Failsafe , 24VDC , DC to 18 GHz , DSUB-9 , Terminated
 R12-SF28018-DT , Coaxial Switches , SPDT , SMA , Failsafe , 28VDC , DC to 18 GHz , DSUB-9 , Terminated

电气参数 Electrical Characteristics:

参数 Parameter	条件 Condition
频率范围 Frequency range	DC-18 GHz
阻抗 Impedance	50 Ω
开关模式 Operation mode	Failsafe
开关顺序 Switch sequence	Break before make
切换时间 Switching time	15 ms max
机械寿命 Mechanical life	1 million min
负载功率 Termination power CW	0.5W
额定电压 Rated voltage	12 24 28 VDC
工作电流 Operating current at 23 °C	380 200 170 mA



射频特性 RF Specifications:

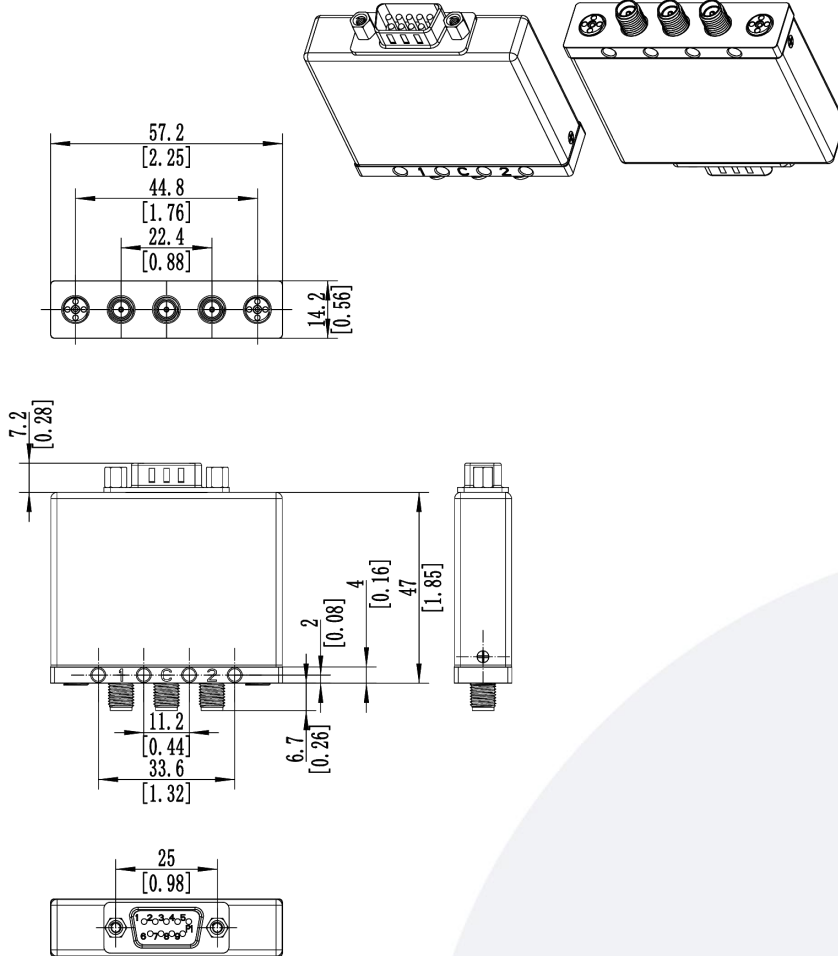
频率范围 FREQUENCY RANGE(GHz)	DC-6	6-12	12-18
插入损耗 INSERTION LOSS (MAX) dB	0.2	0.25	0.4
隔离度 ISOLATION (MIN) dB	70	70	60
电压驻波比 V.S.W.R. (MAX)	1.2:1	1.3:1	1.4:1

环境和物理特性 Environmental And Physical Characteristics:

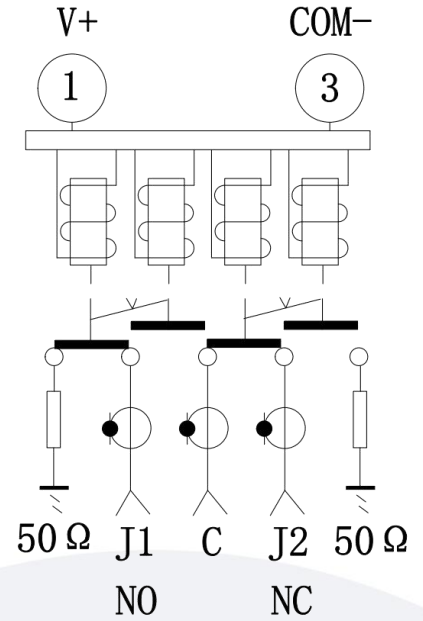
参数Parameter	条件 Condition
工作温度范围 Operating temperature range	-25°C to +65°C(Standard) -55°C to +85°C(Optional)
振动 Sine vibration(Operating)	20-2000Hz , 10g
冲击 Shocks(Non Operating)	50g / 11ms, ½ sine
射频接口 RF Connector type	SMA Female
控制接口 Control connector	D-SUB 9 Pin Male
重量 Weight	88g Max
外壳颜色 Housing Color	浅蓝色 Light Blue

备注：如果客户需要其他外壳颜色，请联系业务备注

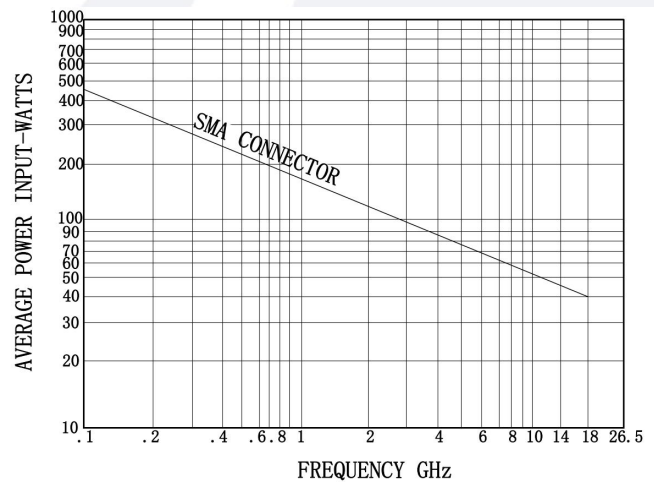
外形尺寸 Outline Drawing: Unit: mm



原理图 Schematic:



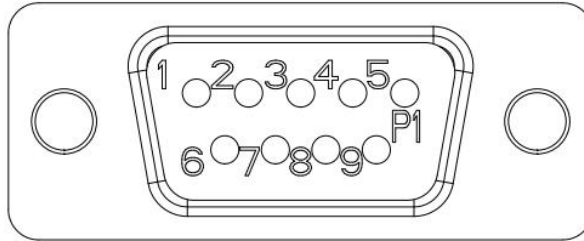
功率曲线图 Average power:



This graph is based on the following conditions:

- Ambient temperature: + 25 °C
- Sea level
- V.S.W.R.: 1 and cold switching

针脚定义 **Pin Definition:**



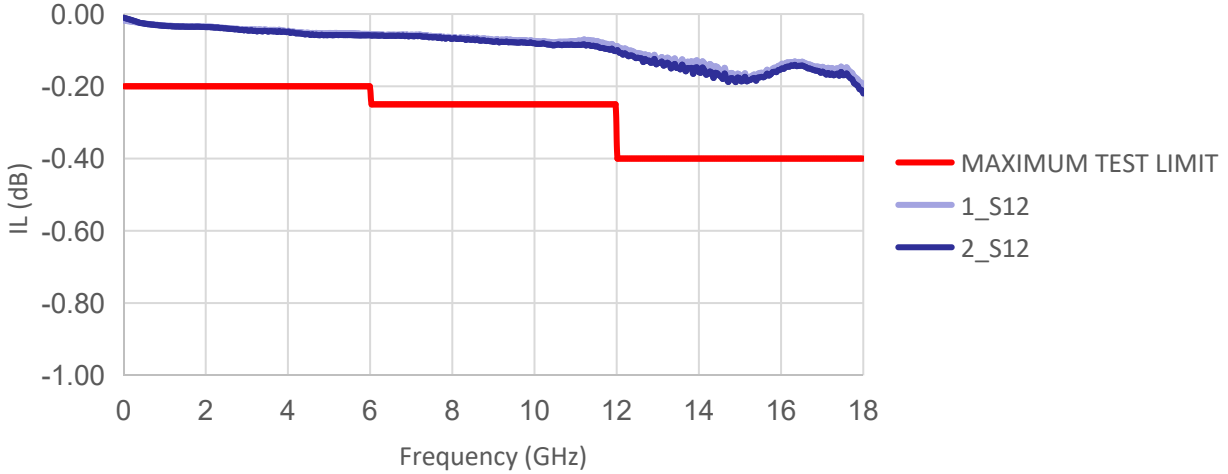
9 PIN D-SUB		RF Connect Used
Pin NO.	Function	SPDT
1	V+	NO:J1-COM
		NC:J2-COM
2	UNUSED	
3	COM-	
4-9	UNUSED	

标准型号 **Part Number:**

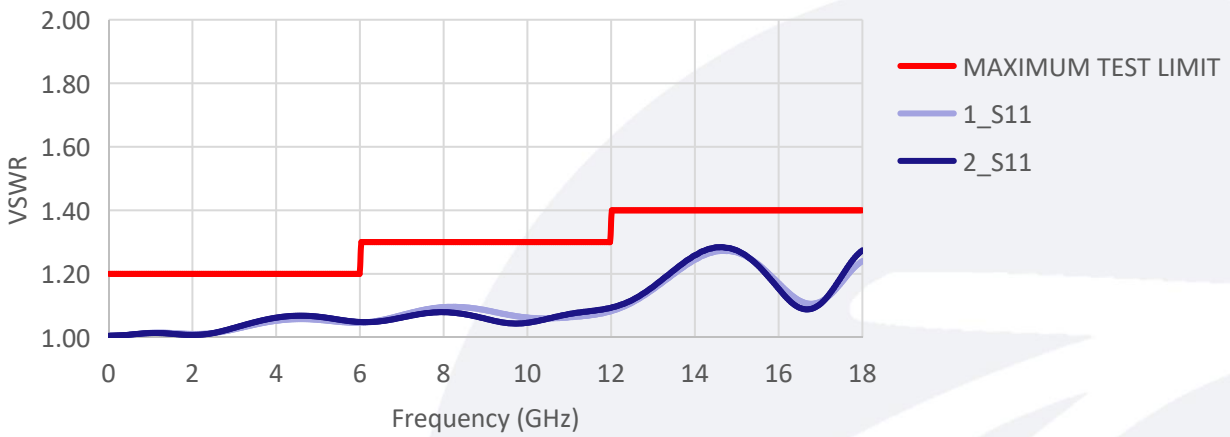
标准型号 Part Number	额定电压 Rated Voltage	可选项 Option
SPDT		
R12-SF12018-DT	12VDC	-S
R12-SF24018-DT	24VDC	例如:R12-SF12018-DTS
R12-SF28018-DT	28VDC	(备注, S型号满足IP65)

典型曲线 Typical Performance Data:

INSERTION LOSS



VSWR



ISOLATION

