

Model:TLPA2G18G-50-50-BC
**Solid State High Power Amplifier Systems
 2-18GHz,Gain:50dB,Psat:50 dBm**
Feature:

- Wide Band:2-18GHz
- Gain: 50dB Min
- Psat Output Power:50dBm Min
- Protection:Over TEM,over voltage, over current ,over VSWR protection.
- 50 Ohm Matched Input / Output


电气特性 Electrical Specifications:

参数Parameter	代码 Symbo	Min	Typ	Max	单位Units
频率范围 Frequency range	BW	2-18			GHz
小信号增益 Small Signal Gain	GP	50			dB
增益平坦度 Gain flatness	Δ GL		\pm 4		dB
饱和输出功率 Output Psat	Psat	50	51		dBm
杂散 Spurious@Pout=50dBm	Spur			-50	dBc
谐波 Harmonics@Pout=50dBm	HAM			-10	dBc
输入驻波 Input VSWR	VSWRin			2.0	:1
交流电压 AC Voltage	Vac		220		V AC
交流功耗 AC Input Power	Pdiss	2000@Max			Watts
阻抗 Impedance	I/O-IMP	50			Ohms

机械特性 Mechanical Specifications:

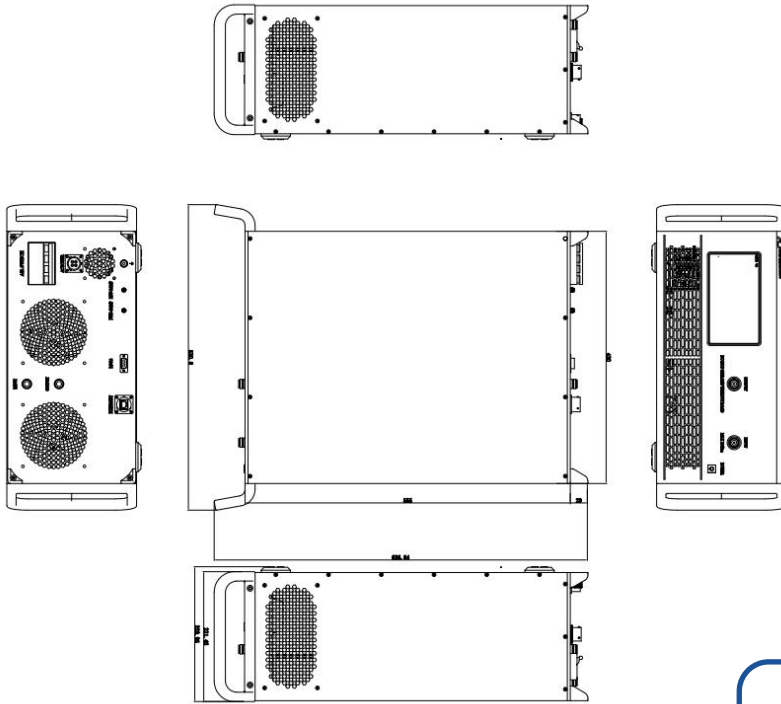
参数Parameter	指标 Value	单位Units
输入输出接口 Input /Output Connector	N Female/N Female	
网口通信 Network port Communication	RJ-45/DB9	
尺寸 Size	5U*550 depth	mm
重量 Weight	45	Kg

绝对最大值 Absolute Maximum Ratings:

参数Parameter	指标 Value
输入功率 RF Input Power	10 dBm
ESD灵敏度 ESD sensitivity (HBm)	Class 0, passed 150V

外形尺寸 Outline Drawing:

Unit: mm



主要功能 Key Features:



参数Parameter	特点 Advantages
控制功能 Control functions	1, Program_controlled switching machine by network port&RS422 2, Adjust output power
内置保护功能 Protection functions	1, Over TEM 2, Over voltage 3, Over current protection 4, Over VSWR
显示功能 Display functions	1, Display the current out/reflected power 2, Display fault information
冷却系统 Cooling system	Built in Cooling system, forced air cooling

温度环境 Environmental Conditions:

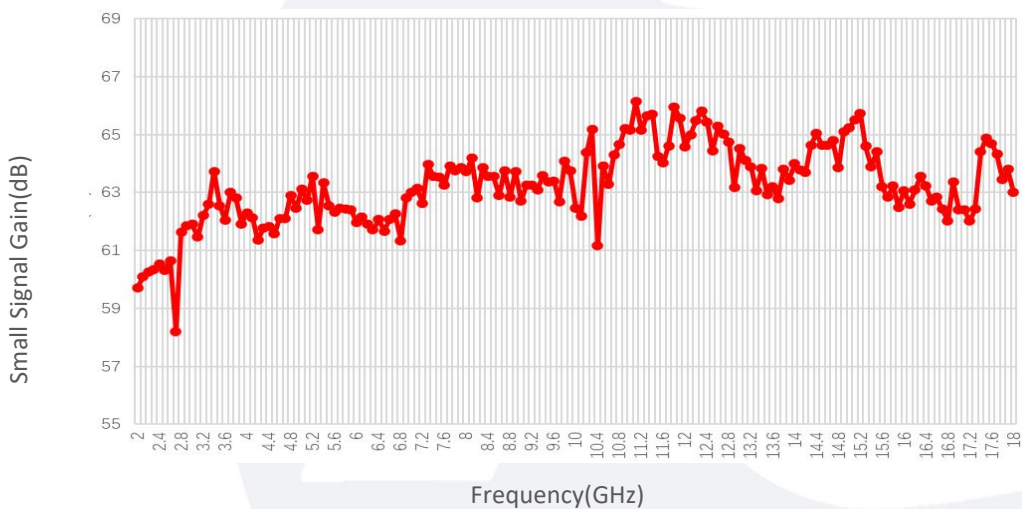
参数Parameter	Min	Typ	Max	单位Units
操作温度 Operating Temperature	-20		+50	°C
存储温度 Non-operating Temperature	-40		+85	°C
相对湿度 Relative humidity		95		%
海拔 Altitude	15000			feet
冲击/震动 Shock / Vibration(MIL-STD-810F)	Normal Truck Trans			

订货信息 Ordering Information:

标准型号 Part Number	描述 Description	版本号Revision
TLPA2G18G-50-50-BC	Solid State High Power Amplifier Systems 2-18GHz, Gain:50dB, Psat:50 dBm, 220V AC, Built in Fan Cooling	Rev.1.0

典型曲线 Typical Performance Data:

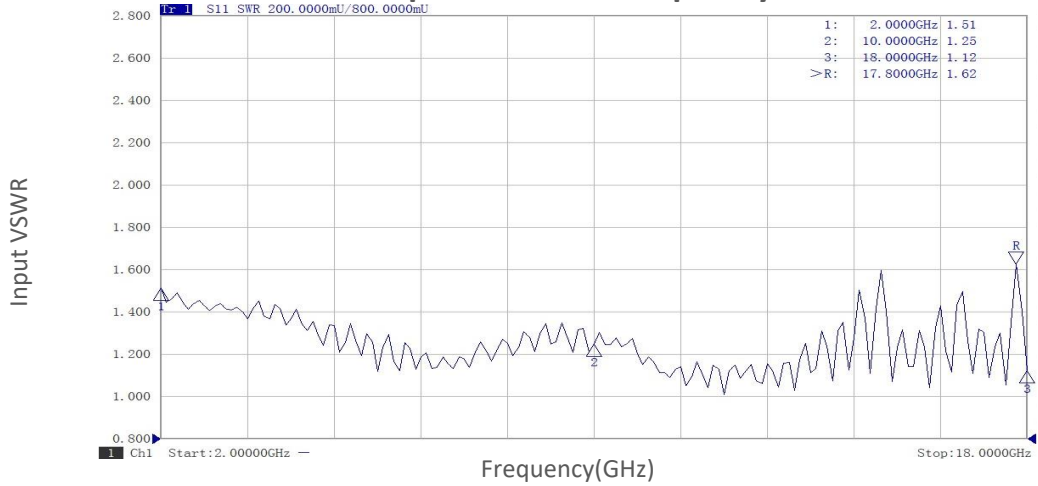
Small Signal Gain vs Frequency



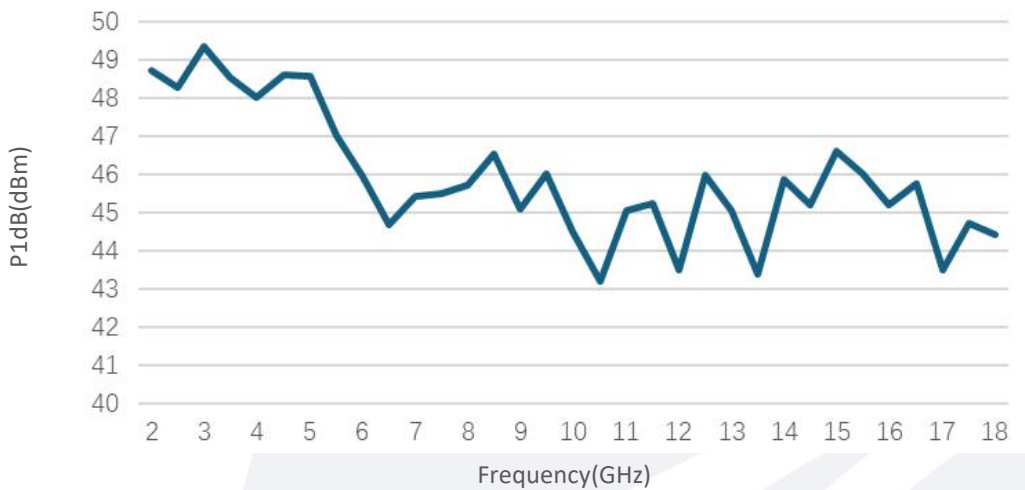
Note: Above data is for ref only, actual data may vary from unit to unit depending on operating environment and other factors like material lots etc.

典型曲线 Typical Performance Data:

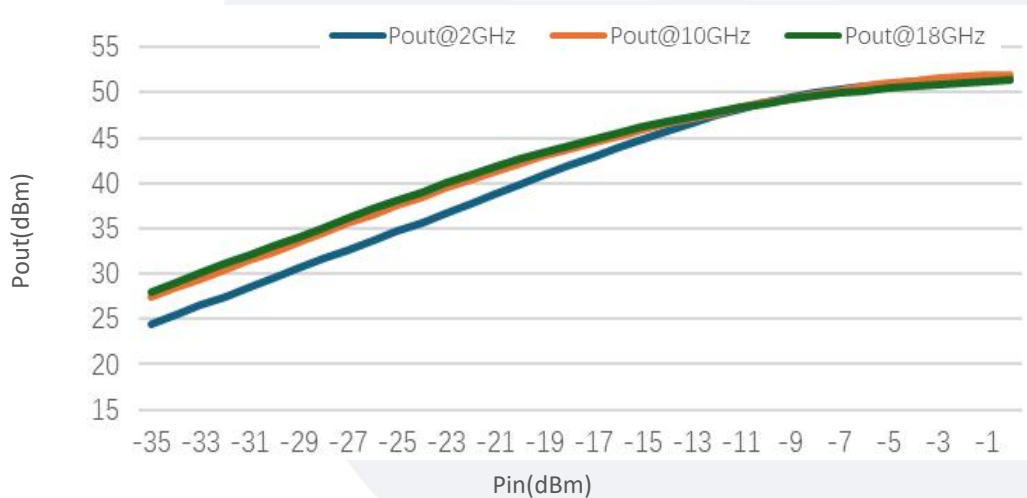
Input VSWR vs Frequency



P1dB vs Frequency



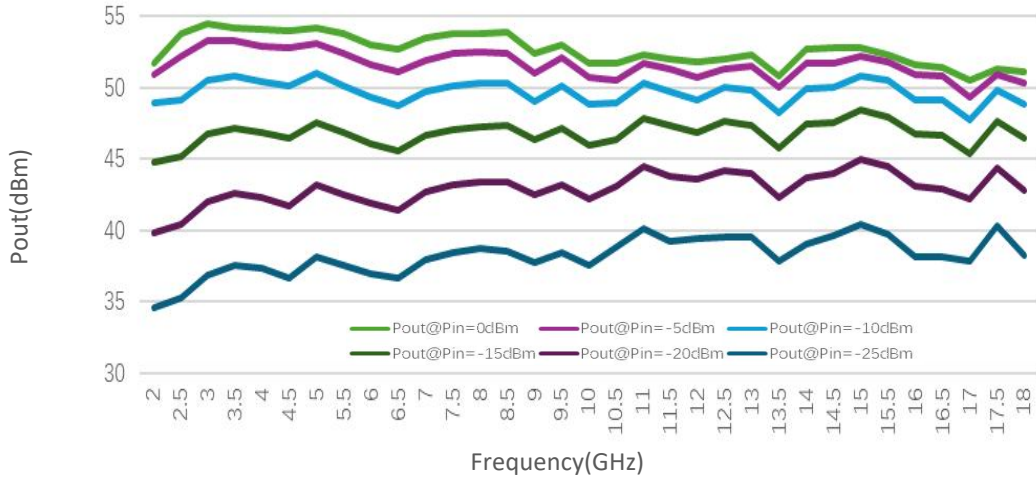
Pout@Pin



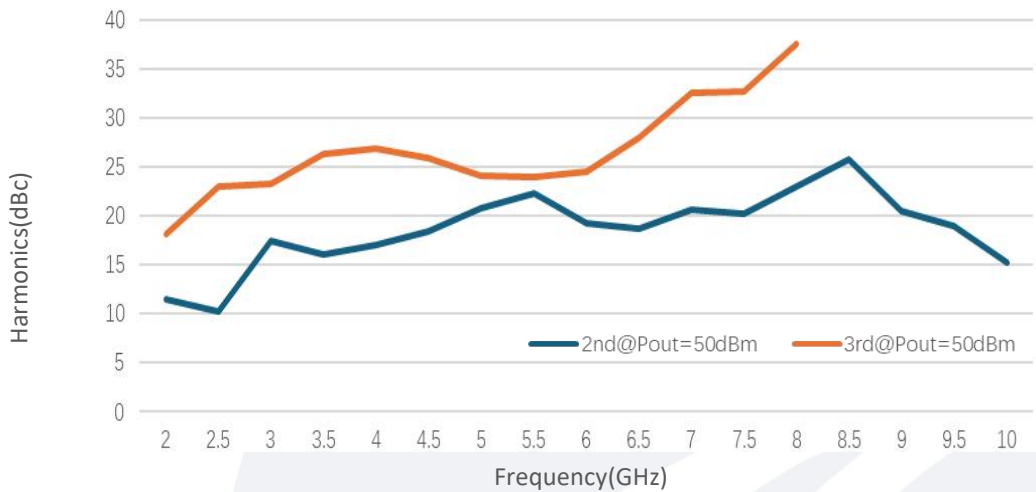
Note: Above data is for ref only, actual data may vary from unit to unit depending on operating environment and other factors like material lots etc.

典型曲线 Typical Performance Data:

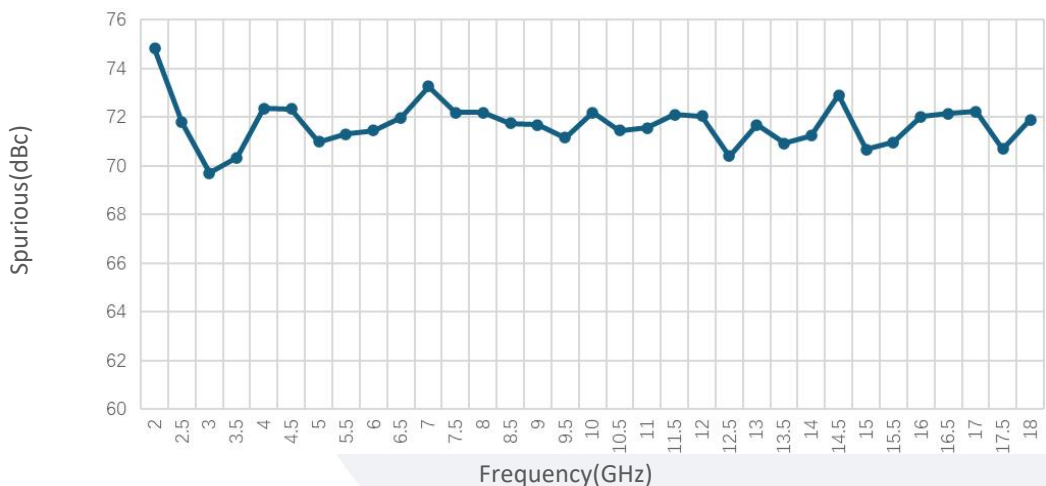
Pout@Equal_Pin



Harmonics vs Frequency



Spurious vs Frequency



Note: Above data is for ref only, actual data may vary from unit to unit depending on operating environment and other factors like material lots etc.