

Model: TLP6G10G-50-50-BC

Solid State High Power Amplifier Systems 6-10GHz, Gain: 50dB, Psat: 50dBm, 220V AC

Feature:

- Wide Band: 6-10GHz
- Gain: 50dB Min
- Psat Output Power: 50dBm Min
- Protection: Over TEM, over voltage, over current, over VSWR protection.
- 50 Ohm Matched Input / Output



电气特性 Electrical Specifications:

参数Parameter	代码 Sybo	Min	Typ	Max	单位Units
频率范围 Frequency range	BW	6-10			GHz
增益 Gain	GP	50			dB
增益平坦度 Gain flatness	ΔGL			±3	dB
线性输出功率 Output P1dB	P1dB		45		dBm
饱和输出功率 Output Psat	Psat	50			dBm
杂散 Spurious	Spur			-60	dBc
谐波 Harmonics	HAM			-50	dBc
输入驻波 Input VSWR	VSWRin			2.0	:1
交流电压 AC Voltage	Vac	220			V AC
功耗 Power Consumption	Pdiss	1000@Max			Watts
阻抗 Impedance	I/O-IMP	50			Ohms

机械特性 Mechanical Specifications:

参数 Parameter	指标 Value	单位Units
输入/输出接口 Input/Output Connector	N Female/N Female	
尺寸 Size	19 Inch 4U*550 depth	mm
重量 Weight	≤35	Kg

绝对最大值 Absolute Maximum Ratings:

参数 Parameter	指标 Value
输入功率 RF Input Power	10 dBm
ESD灵敏度 ESD sensitivity (HBm)	Class 0, passed 150V

外形尺寸 Outline Drawing:

Unit: mm



主要功能 Key Features:



OBSERVE PRECAUTIONS
ELECTROSTATIC SENSITIVE
DEVICES

参数 Parameter	特点 Advantages
控制 Control	RS422/Ethernet, LCD Screen Display
内置保护功能 Protection functions	1, Over TEM 2, Over voltage 3, Over current protection 4, Over VSWR
控制功能 Control functions	1, Power setting On/Off 2, ALC
冷却系统 Cooling system	Built in Cooling system, forced air cooling

温度环境 Environmental Conditions:

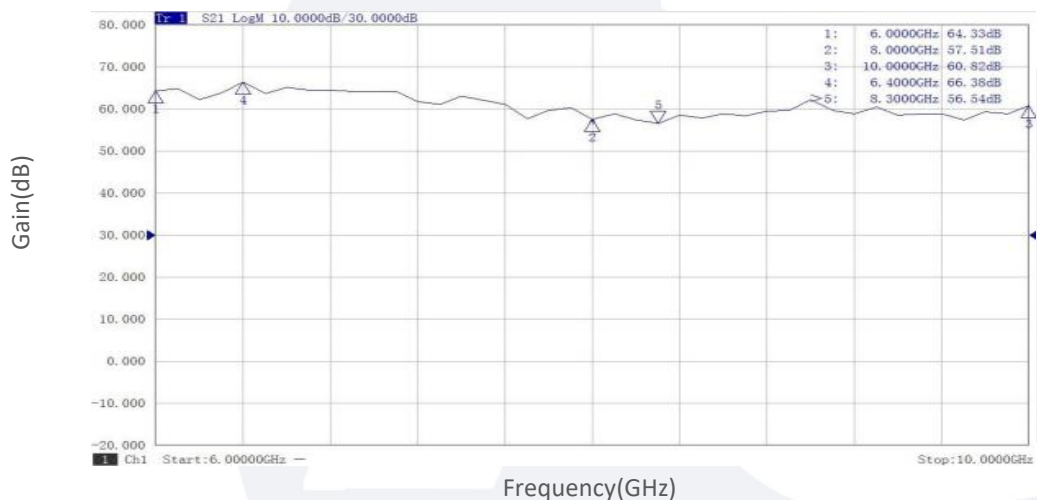
参数 Parameter	Min	Typ	Max	单位 Units
操作温度 Operating Temperature	-20		+50	°C
存储温度 Non-operating Temperature	-45		+65	°C
相对湿度 Relative humidity		95		%
海拔 Altitude	50000			feet
震动 Shock / Vibration(MIL-STD- 810F)	25g rms (15 degree 2KHz) endurance, 1 hour per axis			
冲击 Shock(non operating)	20G for 11msc half sin wave,3 axis both directions			

订货信息 Ordering Information:

标准型号 Part Number	描述 Description	版本号 Revision
TLPA6G10G-50-50-BC	Solid State High Power Amplifier Systems 6-10GHz,Gain:50dB,Psat:50dBm,220V AC,Built in Fan Cooling	Rev.1.0

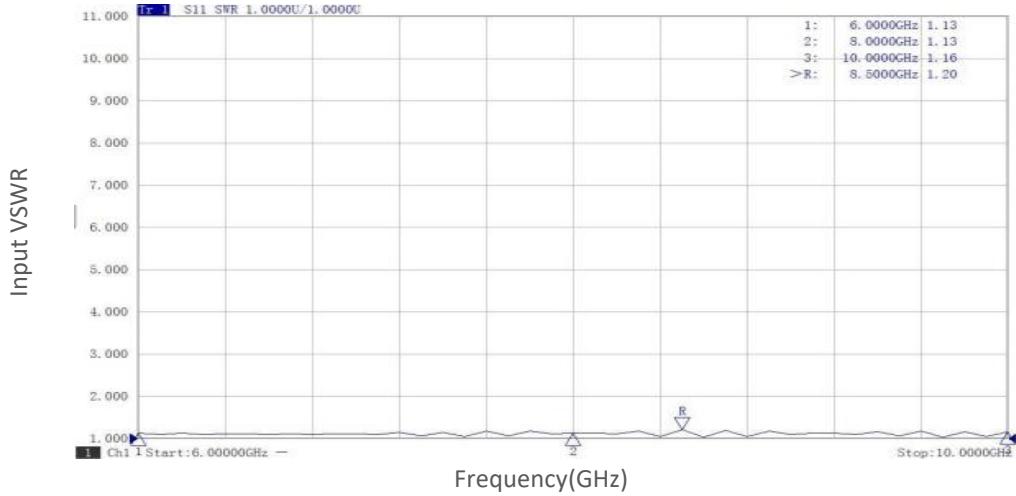
典型曲线 Typical Performance Data:

Gain vs Frequency

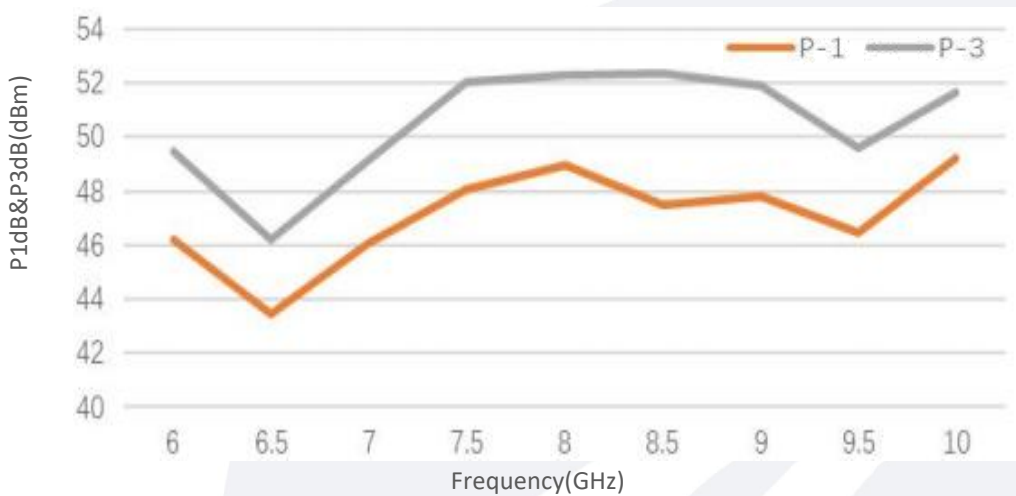


典型曲线 Typical Performance Data:

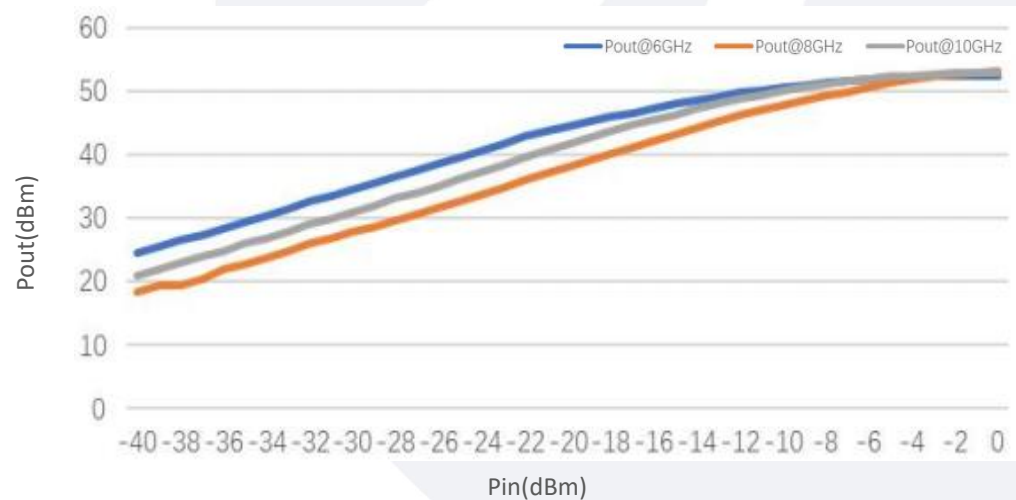
Input VSWR vs Frequency



P1dB&P3dB vs Frequency



Pout@Pin



典型曲线 Typical Performance Data:

