

SPDT Coaxial Switches

R12-KL12T40-D, Coaxial Switches, SPDT, 2.92mm, Latching, 12VDC, TTL, DC to 40 GHz, DSUB-9

R12-KL24T40-D, Coaxial Switches, SPDT, 2.92mm, Latching, 24VDC, TTL, DC to 40 GHz, DSUB-9

R12-KL28T40-D, Coaxial Switches, SPDT, 2.92mm, Latching, 28VDC, TTL, DC to 40 GHz, DSUB-9

电气参数 Electrical Characteristics:

参数 Parameter	条件 Condition
频率范围 Frequency range	DC-40GHz
阻抗 Impedance	50 Ω
开关模式 Operation mode	Latching
开关顺序 Switch sequence	Break before make
切换时间 Switching time	15 ms max
机械寿命 Mechanical life	5 million min
TTL input	0-0.8 V(OFF), 2.4-5 V(ON)
额定电压 Rated voltage	12 24 28 VDC
工作电流 Operating current at 23 °C	200 90 80 mA



射频特性 RF Specifications:

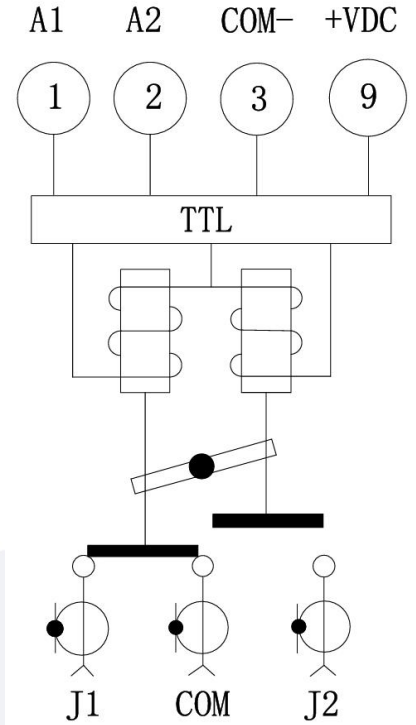
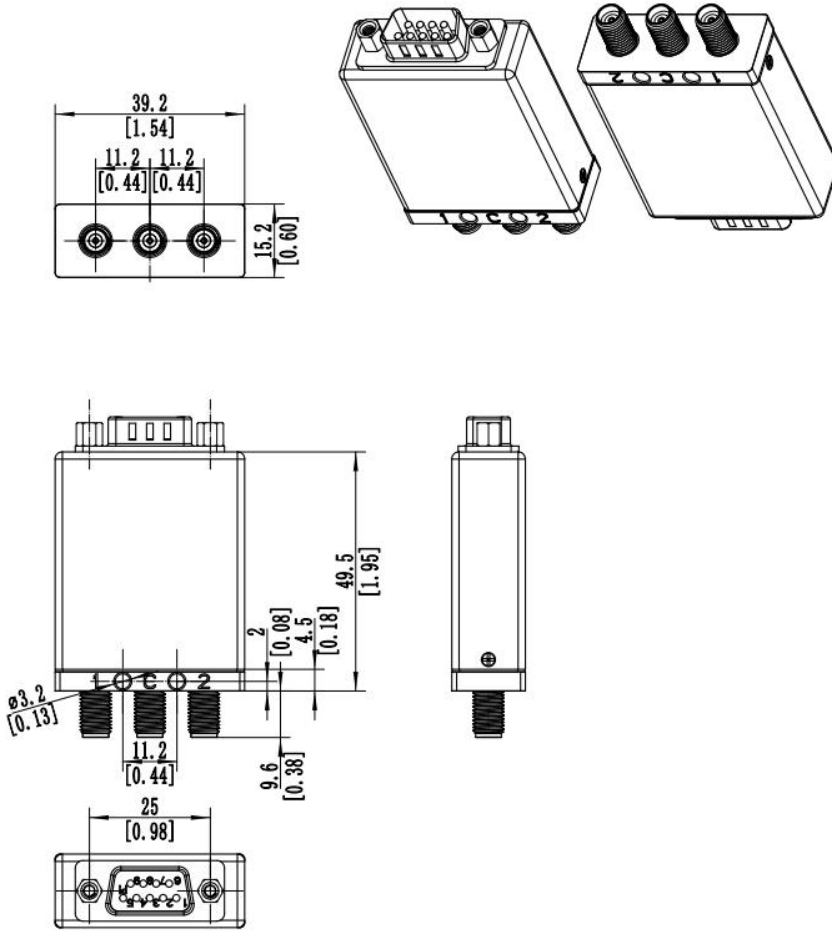
频率范围 FREQUENCY RANGE(GHz)	DC-6	6-12	12-18	18-26.5	26.5-40
插入损耗 INSERTION LOSS (MAX) dB	0.2	0.25	0.4	0.7	1.0
隔离度 ISOLATION (MIN) dB	70	70	60	55	50
电压驻波比 V.S.W.R. (MAX)	1.2:1	1.3:1	1.4:1	1.7:1	2.0:1

环境和物理特性 Environmental And Physical Characteristics:

参数 Parameter	条件 Condition
工作温度范围 Operating temperature range	-25°C to +65°C(Standard) -55°C to +85°C(Optional)
振动 Sine vibration(Operating)	20-2000Hz, 10g
冲击 Shocks(Non Operating)	50g / 12ms, ½ sine
射频接口 RF Connector type	2.92mm Female
控制接口 Control connector	D-SUB 9Pin Male
重量 Weight	70g Max

外形尺寸 Outline Drawing: Unit: mm

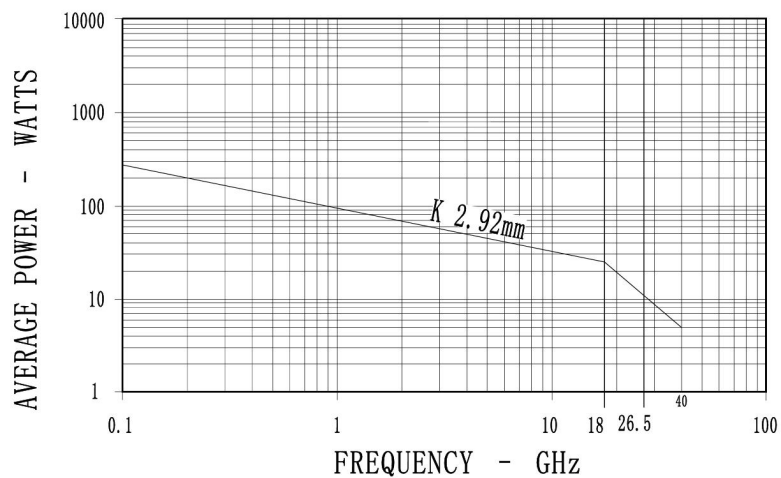
原理图 Schematic:



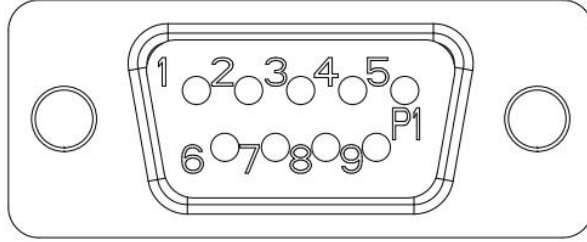
功率曲线图 Average power:

This graph is based on the following conditions:

- Ambient temperature: + 25 °C
- Sea level
- V.S.W.R.: 1 and cold switching



针脚定义 **Pin Definition:**



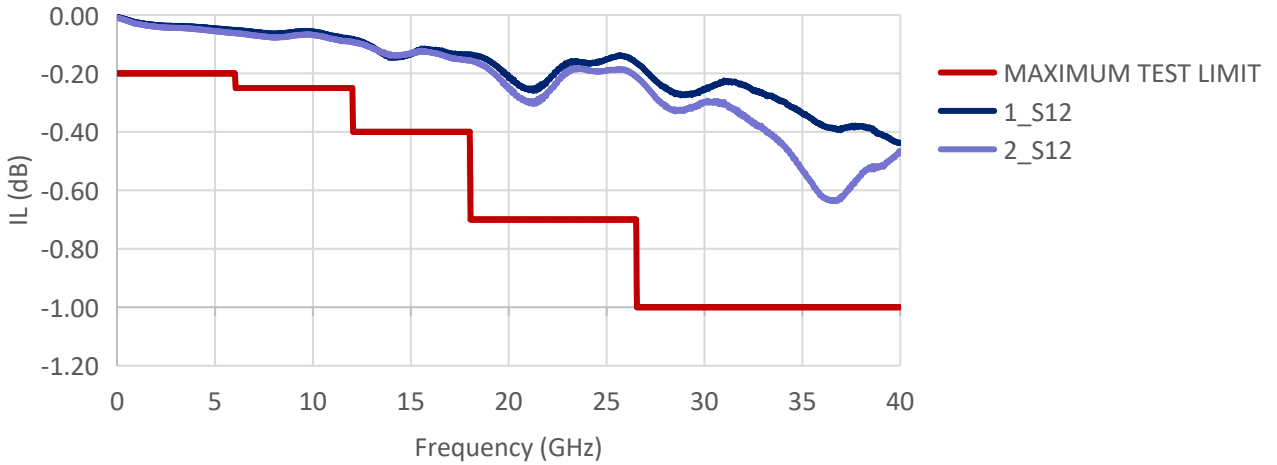
9 PIN D-SUB		RF Connect Used
Pin NO.	Function	SPDT
1	A1 (TTL IN)	J1-COM
2	A2 (TTL IN)	J2-COM
3	COM-	
4-8	UNUSED	
9	+VDC	

标准型号 **Part Number:**

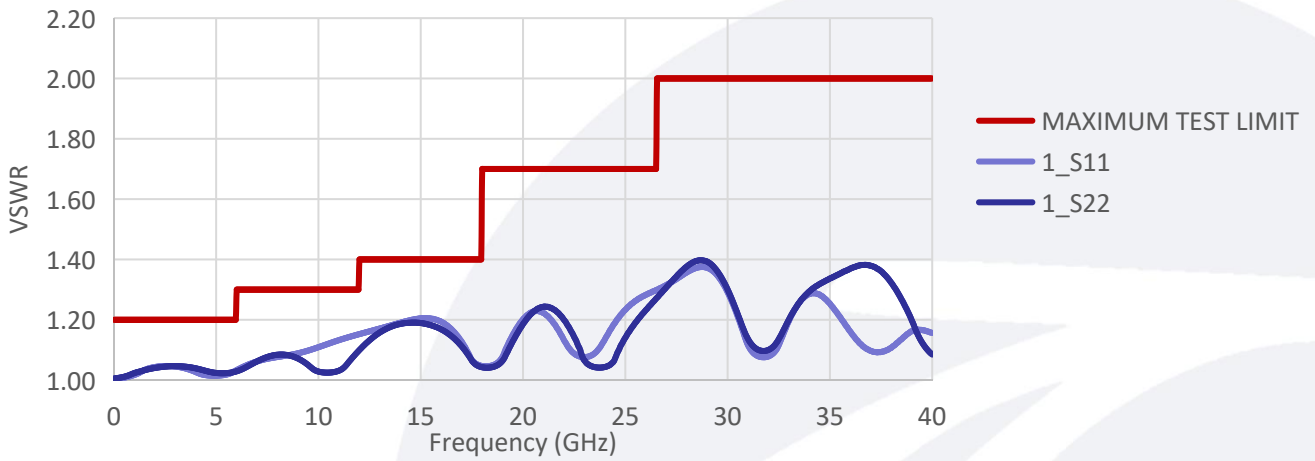
标准型号 Part Number	额定电压 Rated Voltage	可选项 Option
SPDT		
R12-KL12T40-D	12VDC	-S
R12-KL24T40-D	24VDC	例如:R12-KL12T40-DS
R12-KL28T40-D	28VDC	(备注, S型号满足IP65)

典型曲线 Typical Performance Data:

INSERTION LOSS



VSWR



ISOLATION

