

## DPDT Coaxial Switches

R22-SL12T18-DI, Coaxial Switches, DPDT, SMA, Latching, 12VDC, TTL, DC to 18 GHz, DSUB-9, Electronic Type Indicator

R22-SL24T18-DI, Coaxial Switches, DPDT, SMA, Latching, 24VDC, TTL, DC to 18 GHz, DSUB-9, Electronic Type Indicator

R22-SL28T18-DI, Coaxial Switches, DPDT, SMA, Latching, 28VDC, TTL, DC to 18 GHz, DSUB-9, Electronic Type Indicator

### 电气参数 Electrical Characteristics:

参数Parameter	条件Condition
频率范围 Frequency range	DC-18 GHz
阻抗 Impedance	50 Ω
开关模式 Operation mode	Latching
开关顺序 Switch sequence	Break before make
切换时间 Switching time	15 ms max
机械寿命 Mechanical life	2 million min
TTL input	0-0.8 V(OFF), 2.4-5 V(ON)
额定电压 Rated voltage	12 24 28 VDC
工作电流 Operating current at 23 °C	400 180 230 mA
指示灯额定值 Indicator rating	Electronic Type Indicator Max withstand voltage: 60VDC Max current capacity: 100mA Max "ON" resistance: 16Ω Note: VDCi and COM- must be connected to operate.



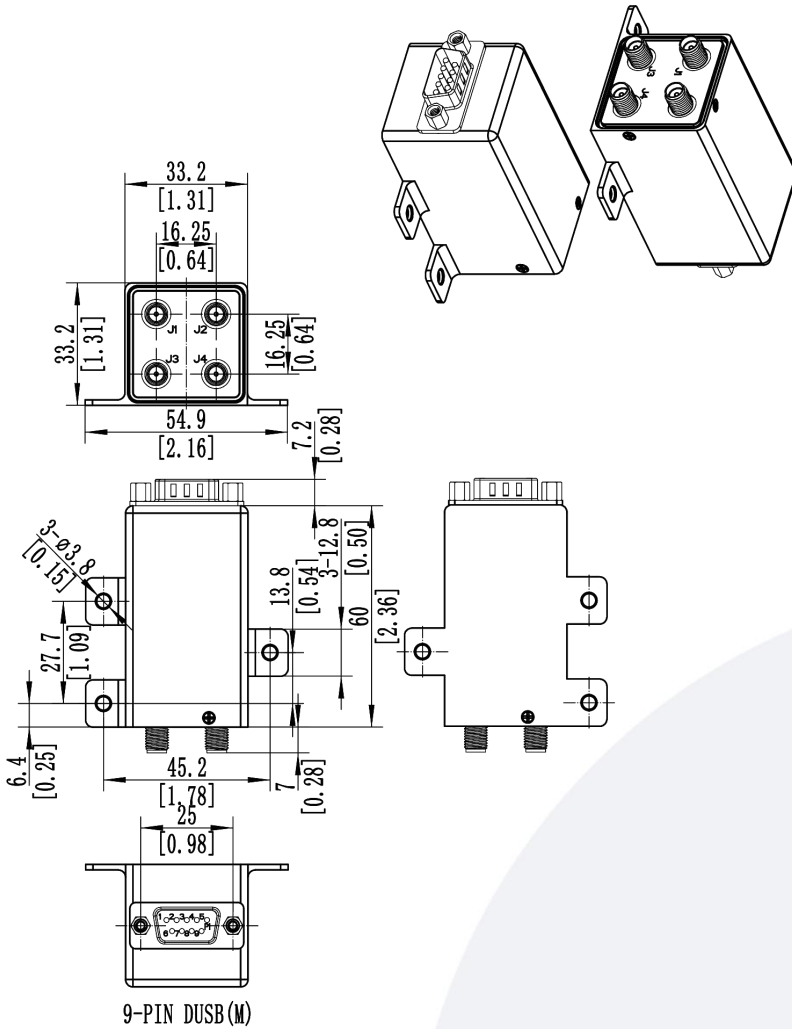
### 射频特性 RF Specifications:

频率范围 FREQUENCY RANGE(GHz)	DC-6	6-12	12-18
插入损耗 INSERTION LOSS (MAX) dB	0.2	0.25	0.4
隔离度 ISOLATION (MIN) dB	70	70	60
电压驻波比 V.S.W.R. (MAX)	1.3:1	1.4:1	1.5:1

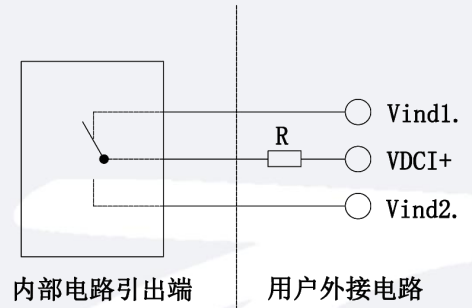
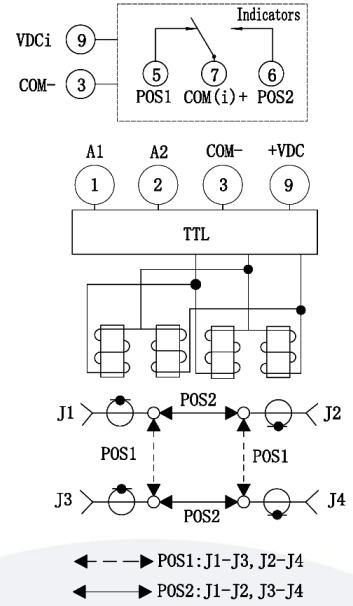
### 环境和物理特性 Environmental And Physical Characteristics:

参数Parameter	条件 Condition
工作温度范围 Operating temperature range	-25°C to +65°C(Standard ) -55°C to +85°C(Optional)
振动 Sine vibration(Operating)	20-2000Hz, 10g
冲击 Shocks(Non Operating)	50g / 11ms, ½ sine
射频接口 RF Connector type	SMA Female
控制接口 Control connector	D-SUB 9 Pin Male
重量 Weight	120g Max

**外形尺寸 Outline Drawing:** Unit: mm

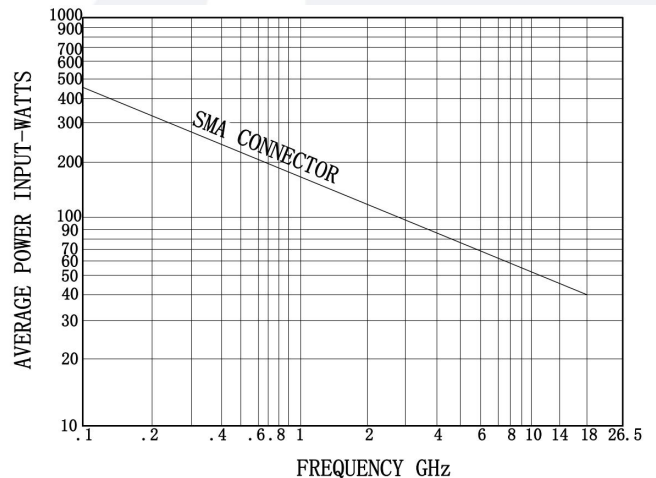


**原理图 Schematic:**



电子式指示灯电路接线图

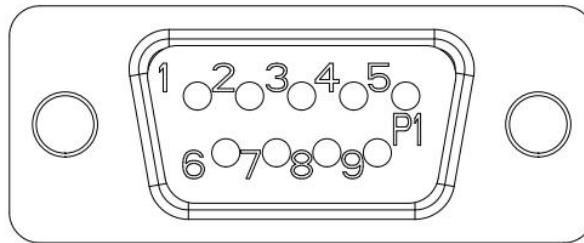
**功率曲线图 Average power:**



This graph is based on the following conditions:

- Ambient temperature: + 25 °C
- Sea level
- V.S.W.R.: 1 and cold switching

## 针脚定义 Pin Definition:



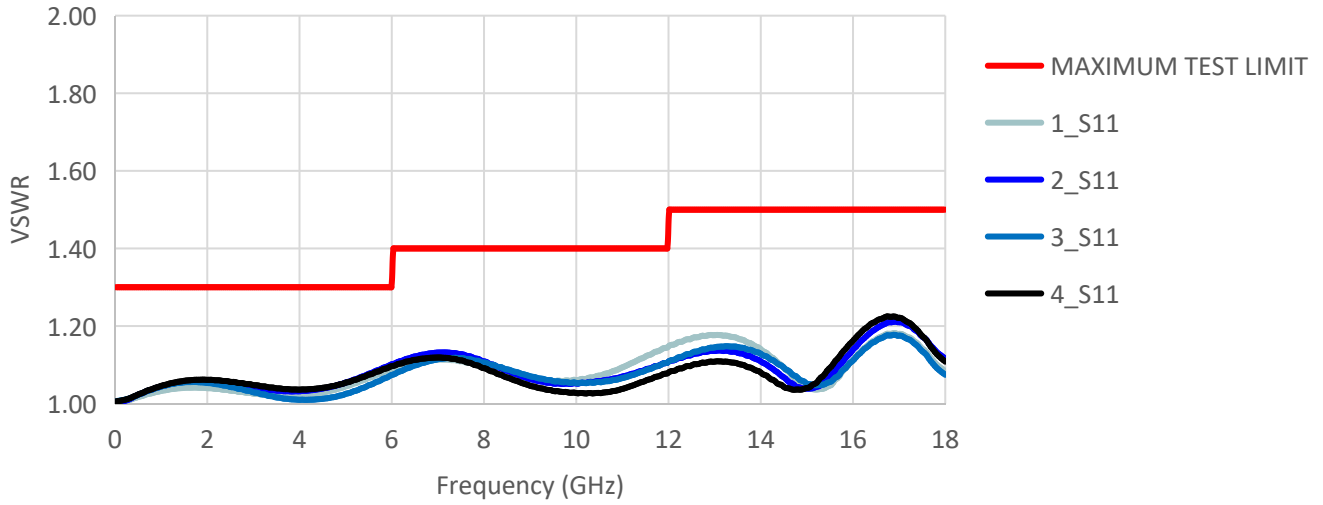
9 PIN D-SUB		RF Connect Used
Pin NO.	Function	DPDT
1	A1(TTL IN)	POS1:J1 -J3,J2 -J4
2	A2(TTL IN)	POS2:J1 -J2,J3 -J4
3	COM-	
4	UNUSED	
5	1(IND.)	POS1:J1 -J3,J2 -J4
6	2(IND.)	POS2:J1 -J2,J3 -J4
7	COMi(IND.)(V+)	
8	UNUSED	
9	+VDC/VDCi	

## 标准型号 Part Number:

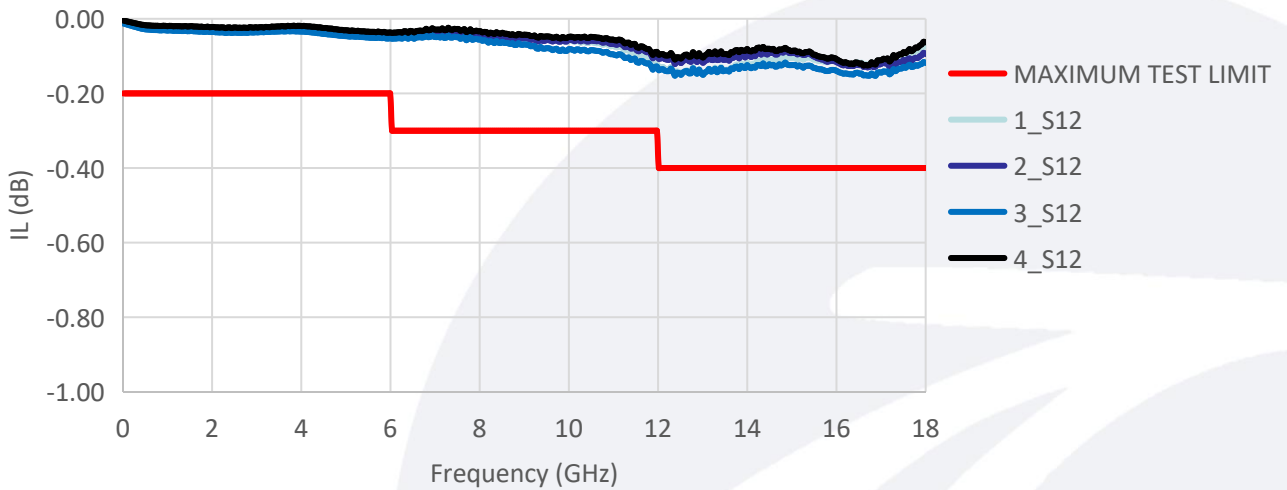
标准型号 Part Number	驱动电压 Actuator voltage	可选项 Option
DPDT		
R22-SL12T18-DI	12VDC	-S
R22-SL24T18-DI	24VDC	例如:R22-SL12T18-DIS
R22-SL28T18-DI	28VDC	(备注, S型号满足IP65)

典型曲线 Typical Performance Data:

VSWR



INSERTION LOSS



ISOLATION

