

Power Amplifier

18-40GHz/30dB Gain/30 dBm Psat

Model: TLPA18G40G-30-30

TLPA18G40G-30-30 is a power amplifier with a minimum small signal gain of 30 dB and a nominal Psat of 30 dBm across the frequency range of 18 to 40 GHz. The DC power requirement for the amplifier is +24 VDC/1 A. The input and output port configuration offers coax adapter structure with 2.92mm female.

Features:

- Frequency range: 18-40GHz
- Gain: 30dB Min
- Output Power Psat: 30dBm Typ
- Good Power and Gain Flatness
- 50 Ohm Matched Input / Output

Applications:

- Cellular
- PCN
- GSM
- ISM
- Lab Test

Electrical Characteristics:

Parameter	Min	Typ	Max	Units
Frequency range	18-40			GHz
Small Signal Gain	30			dB
Gain Flatness		±5		dB
Output P1dB		30		dBm
Output Psat		33		dBm
Spurious			-50	dBc
Harmonic			-20	dBc
Input VSWR		2	2.5	:1
DC Voltage		24		V DC
DC Supply Current		1		A
Impedance	50			Ohms

Mechanical Specifications:

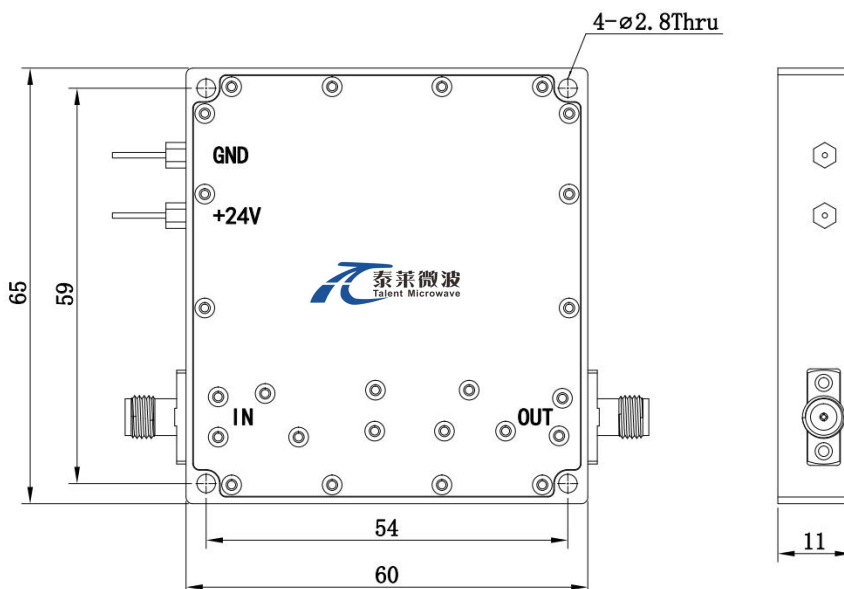
Parameter	Value	Units
Input /Output Connector	2.92mm Female/2.92mm Female	
DC Bias	Solder Pin	
Size	60*65*11	mm
Weight	≤500	g

Absolute Maximum Ratings:

Parameter	Value
Supply Bias Voltage	TBD
RF Input Power	+10 dBm
ESD sensitivity (HBm)	Class 0, passed 150V

Outline Drawing:

Unit:mm



Regulatory Compliance:



*****Heat Sink Required During Operation**



ESD Protection: Strictly adhere to ESD precautions to prevent electrostatic damage.

Environmental Conditions:

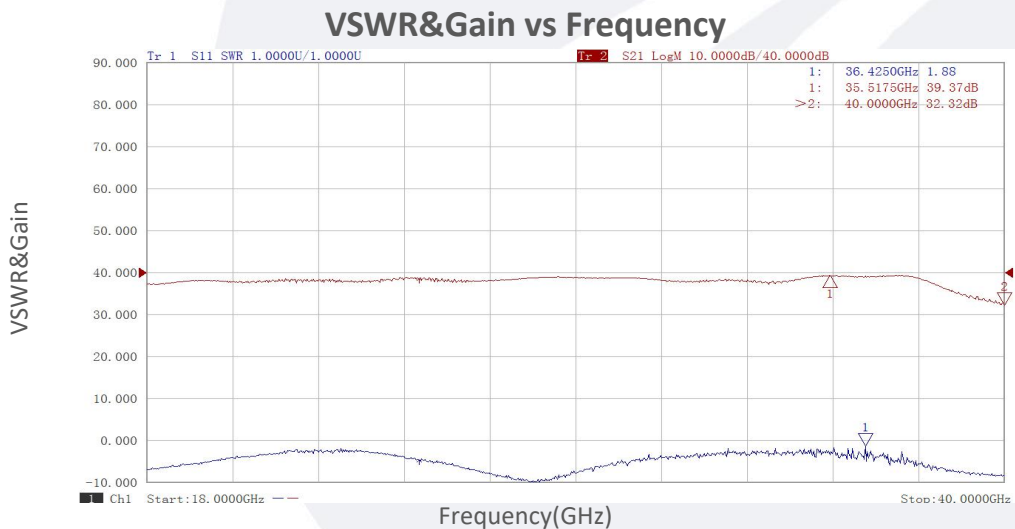
Parameter	Min	Typ	Max	Units
Operating Temperature*	-40		+60	°C
Non-operating Temperature*	-50		+70	°C
Relative humidity		95		%
Altitude	10,000			feet
Shock / Vibration(MIL-STD-810F)	25g rms (15 degree 2KHz) endurance, 1 hour per axis			
Shock(non operating)	20G for 11msc half sin wave,3 axis both directions			

*Note: For a wider temperature range, please consult the manufacturer.

Ordering Information:

Base Number	Description	Revision
TLPA18G40G-30-30	Power amplifier 18-40GHz,Gain:30dB,Psat:30dBm, +24V DC,Without Heatsink	Rev.1.1
TLPA18G40G-30-30-HS	Power amplifier 18-40GHz,Gain:30dB,Psat:30dBm, +24V DC,With Heatsink	Rev.1.1

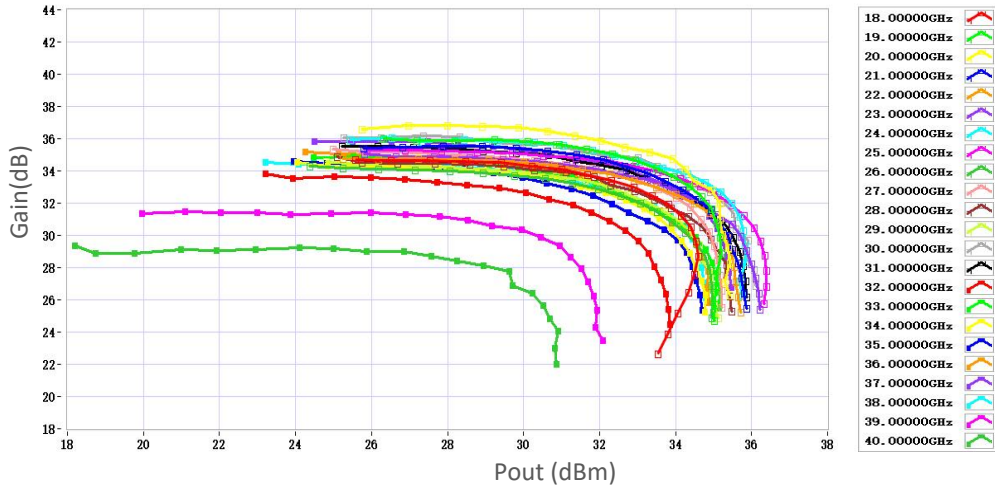
Typical Performance Data:



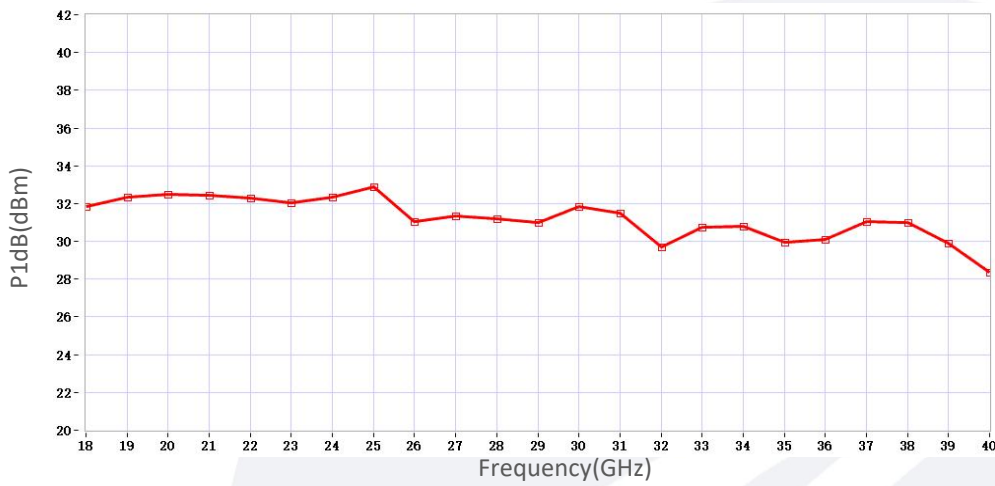
Note: Above data is for ref only, actual data may vary from unit to unit depending on operating environment and other factors like material lots etc.

Typical Performance Data:

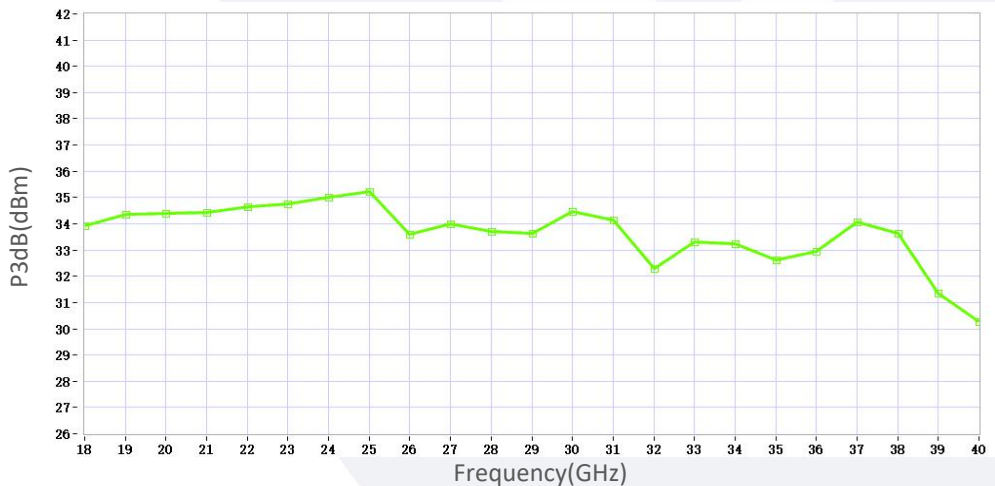
Gain vs Output Power



P1dB vs Frequency



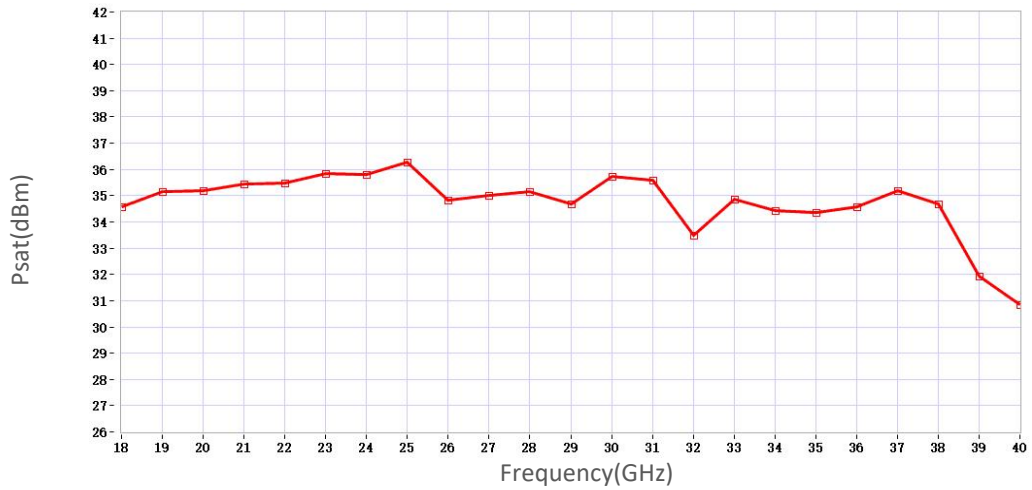
P3dB vs Frequency



Note: Above data is for ref only, actual data may vary from unit to unit depending on operating environment and other factors like material lots etc.

Typical Performance Data:

Psat vs Frequency



Note: Above data is for ref only, actual data may vary from unit to unit depending on operating environment and other factors like material lots etc.