

Part No.: RS8W0825-S

Power divider/Combiner 8 Way SMA 50Ω 0.8 to 2.5GHz

电气特性 Electrical:

工作频率 Frequency Range: 0.8-2.5GHz
 插入损耗 Insertion Loss: $\leq 1.2\text{dB}$
 驻波 VSWR: $\leq 1.30 : 1$
 隔离 Isolation: $\geq 20\text{dB}$
 幅度平衡 Amplitude Balance: $\leq \pm 0.5\text{dB}$
 相位平衡 Phase Balance: $\leq \pm 8^\circ$
 耐功率 Power Handling: 30 Watt
 阻抗 Impedance: 50 OHMS

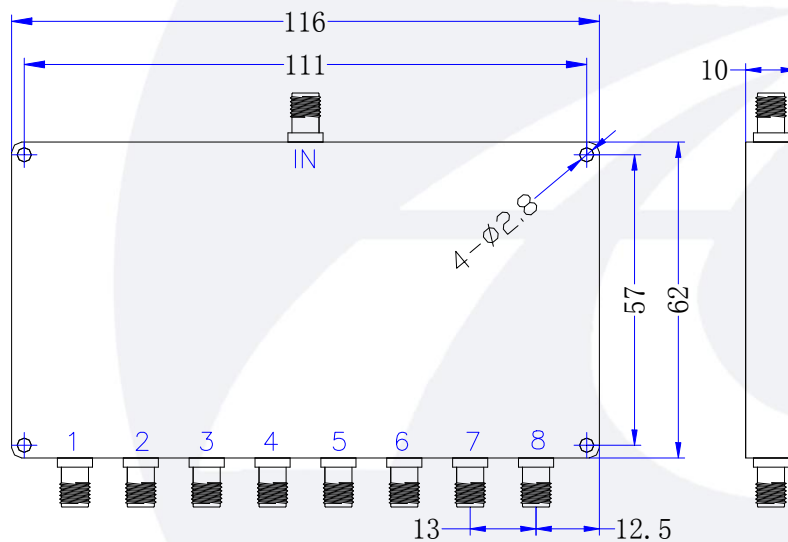


机械特性 Mechanical:

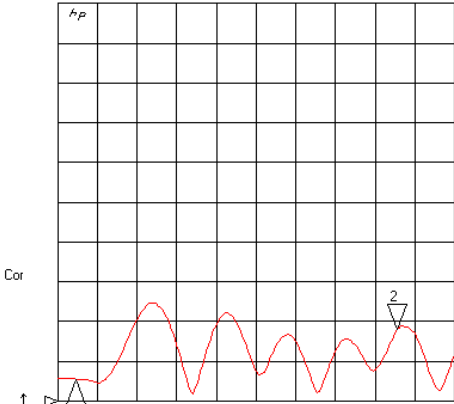
温度范围 Temperature Range: $-55^\circ\text{C} - +85^\circ\text{C}$
 接口 Connectors: SMA-Female
 相对湿度 Relative Humidity: 0 ~ 90%

外形尺寸 Outline Drawing:

Unit: mm



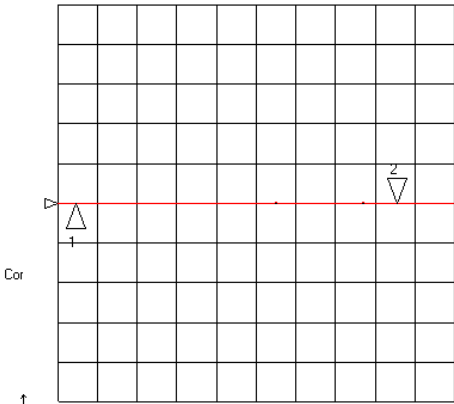
CH1 SWR 100 m / REF 1
S11 2 : 1.1815 2.500 000 000 GHz



CH1 Markers
1 : 1.0559
800.000 MHz

START 700.000 MHz STOP 2800.000 MHz

CH3 PHA 8 ° / REF 0 °
S12/M 2 : 41.787 m ° 2.500 000 000 GHz

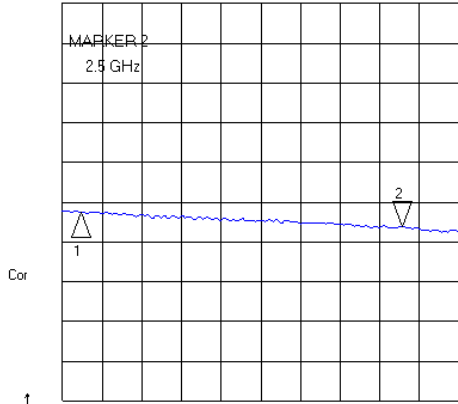


CH3 Markers
1 : 80.959 m °
800.000 MHz

START 700.000 MHz STOP 2800.000 MHz
2018-5-19 14:26:22

19 May 2018 06:57:27

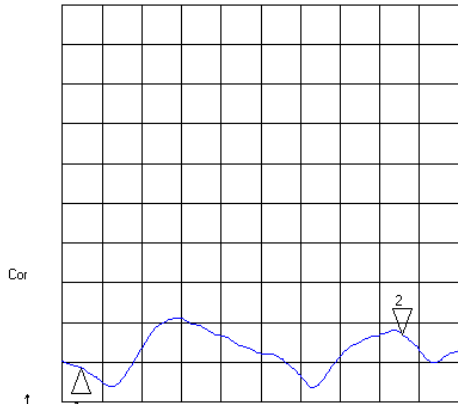
CH2 LOG 1.2 dB / REF -9 dB
S21 2 : -9.7250 dB 2.500 000 000 GHz



CH2 Markers
1 : -9.2930 dB
800.000 MHz

START 700.000 MHz STOP 2800.000 MHz

CH4 SWR 100 m / REF 1
S22 2 : 1.1712 2.500 000 000 GHz



CH4 Markers
1 : 1.0863
800.000 MHz

START 700.000 MHz STOP 2800.000 MHz