

**Part No.: RS6W0320-S**

**Power divider/Combiner 6 Way SMA 50Ω 0.3 to 2GHz**

**电气特性 Electrical:**

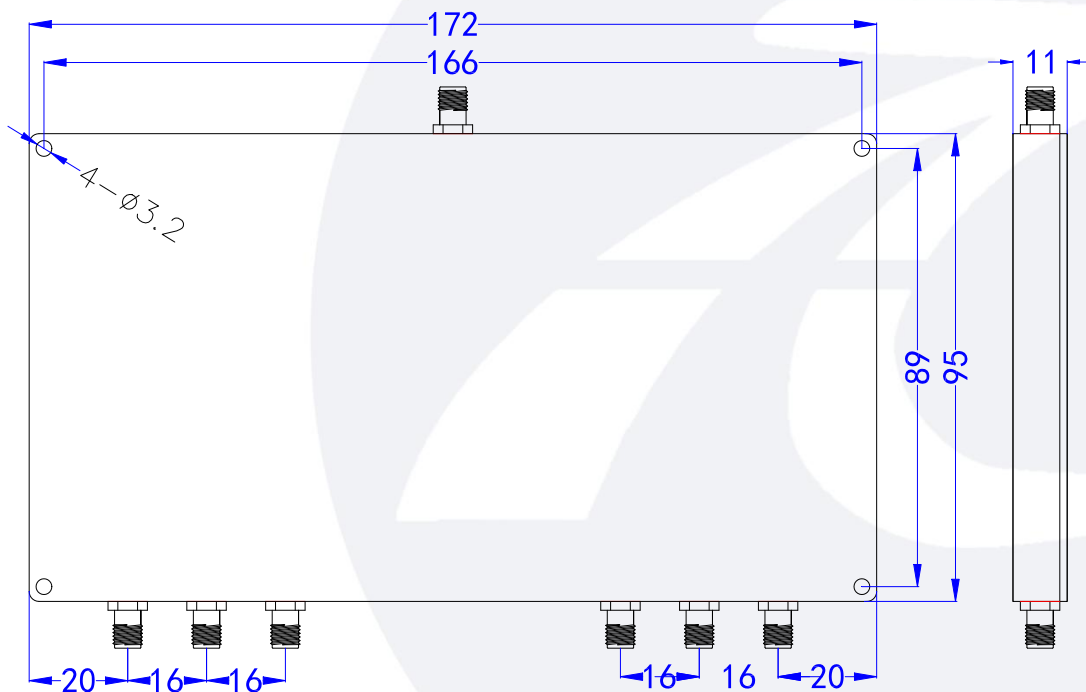
工作频率 Frequency Range: 0.3-2GHz  
 插入损耗 Insertion Loss:  $\leq 3.5\text{dB}$   
 驻波 VSWR:  $\leq 1.60 : 1$   
 隔离 Isolation:  $\geq 16\text{dB}$   
 耐功率 Power Handling: 30Watt  
 阻抗 Impedance: 50 OHMS

**机械特性 Mechanical:**

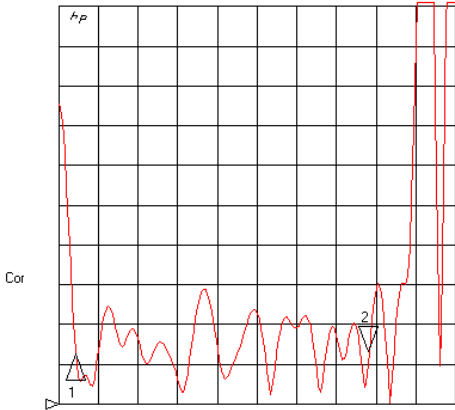
温度范围 Temperature Range:  $-55^{\circ}\text{C} - +85^{\circ}\text{C}$   
 接口 Connectors: SMA-Female  
 相对湿度 Relative Humidity: 0 ~ 90%

**外形尺寸 Outline Drawing:**

Unit: mm



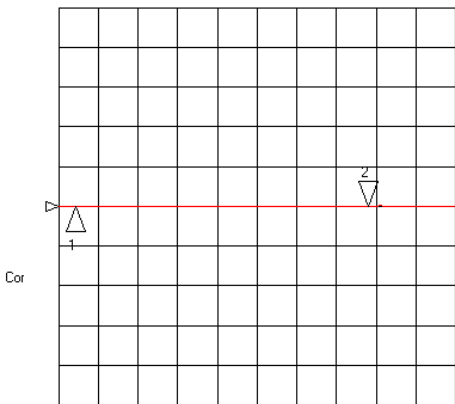
CH1 SWR 100 m / REF 1  
S11 2 : 1.1331 2.000 000 000 GHz



CH1 Markers  
1 : 1.1256  
300 . 000 MHz

START 200 . 000 MHz STOP 2500 . 000 MHz

CH3 PHA 10 ° / REF 0 °  
S12/M 2 : 71.949 m ° 2.000 000 000 GHz

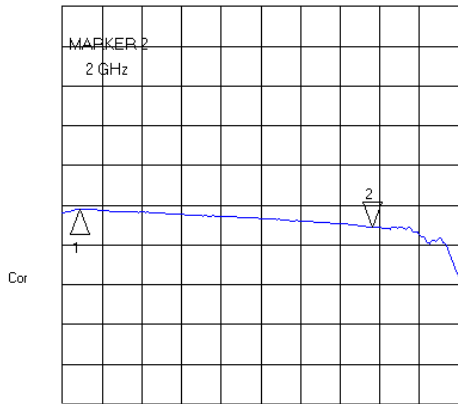


CH3 Markers  
1 : 15 . 464 m °  
300 . 000 MHz

START 2002-1-1 02:04:18 200 . 000 MHz STOP 2500 . 000 MHz

21 Feb 2019 06:16:29

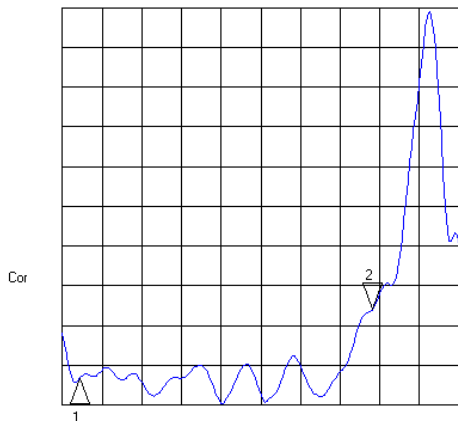
CH2 LOG 3.5 dB / REF -7.8 dB  
S21 2 : -9.7520 dB 2.000 000 000 GHz



CH2 Markers  
1 : -8 . 1420 dB  
300 . 000 MHz

START 200 . 000 MHz STOP 2500 . 000 MHz

CH4 SWR 100 m / REF 1  
S22 2 : 1.2434 2.000 000 000 GHz



CH4 Markers  
1 : 1.0674  
300 . 000 MHz

START 200 . 000 MHz STOP 2500 . 000 MHz