

Low Noise Amplifier

18-40GHz /2.5dB NF/11dB Gain/11 dBm P1dB

Model: TLLA18G40G-11-25

TLLA18G40G-11-25 is a low noise amplifier with a typical small signal gain of 11 dB and a nominal noise figure of 2.5 dB across the frequency range of 18 to 40 GHz. The DC power requirement for the amplifier is +8 V DC/30 mA. The input and output port configuration offers coax adapter structure with 2.92mm female.

Features:

- Ultra Wide Band:18-40GHz
- Gain: 11dB Typ
- Noise Figure: 2.5dB Typ
- Good Power and Gain Flatness
- 50 Ohm Matched Input / Output

Applications:

- Communication systems

Electrical Characteristics:

Parameter	Min	Typ	Max	Units
Frequency range	18		40	GHz
Gain		11		dB
Gain Flatness		±2.0		dB
Noise Figure		2.5	3	dB
Output P1dB	10	11		dBm
Input VSWR		2	2.5	:1
Output VSWR		2	2.5	:1
DC Voltage		8	12	V DC
DC Supply Current		30		mA
Impedance		50		Ohms

Mechanical Specifications:

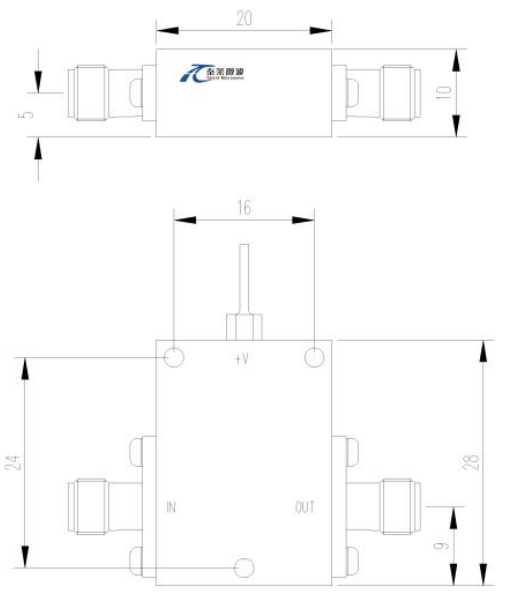
Parameter	Value	Units
Input /Output Connector	2.92mm Female/2.92mm Female	
DC Bias	Solder Pin	
Size	28*20*10	mm
Weight	/	g

Absolute Maximum Ratings:

Parameter	Value
Supply Bias Voltage	+12 V
RF Input Power	+10 dBm
ESD sensitivity (HBm)	Class 0, passed 150V

Outline Drawing:

Unit:mm



*****Heat Sink Required During Operation**



OBSERVE PRECAUTIONS
ELECTROSTATIC SENSITIVE
DEVICES

Environmental Conditions:

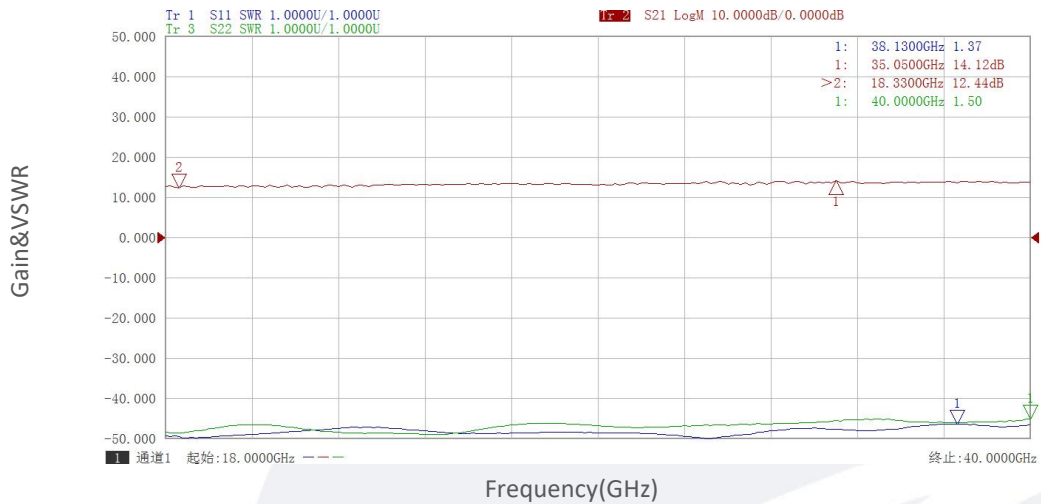
Parameter	Min	Typ	Max	Units
Operating Temperature	-45		+85	°C
Non-operating Temperature	-55		+125	°C
Relative humidity		95		%
Altitude	10,000			feet
Shock / Vibration(MIL-STD-810F)	25g rms (15 degree 2KHz) endurance, 1 hour per axis			
Shock(non operating)	20G for 11msc half sin wave,3 axis both directions			

Ordering Information:

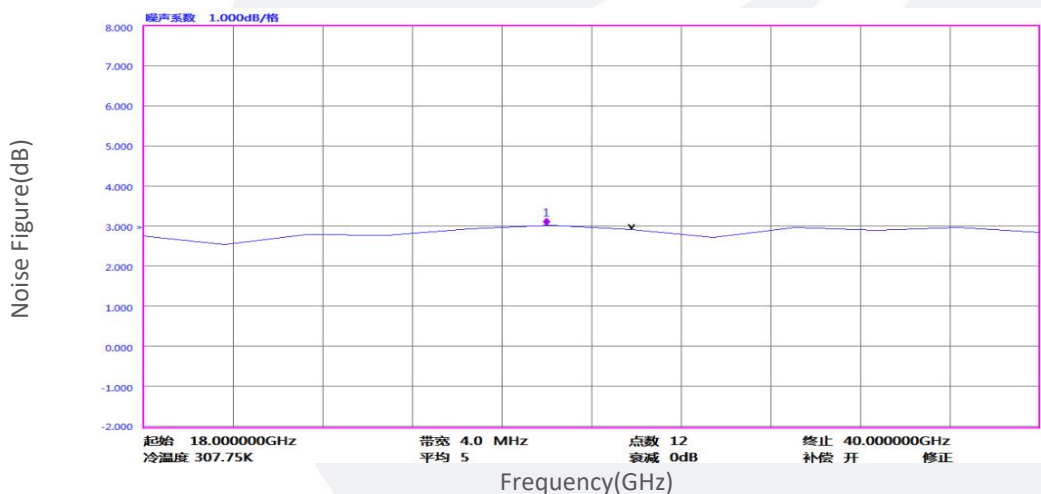
Base Number	Description	Revision
TLLA18G40G-11-25	Low Noise Amplifier, 18-40GHz, Noise Figure:2.5dB, Gain:11 dB,P1dB:11dBm,+8V DC,Without Heatsink	Rev.1.1
TLLA18G40G-11-25-HS	Low Noise Amplifier, 18-40GHz, Noise Figure:2.5dB, Gain:11 dB,P1dB:11dBm,+8V DC,With Heatsink	Rev.1.1

Typical Performance Data:

Gain&VSWR vs Frequency



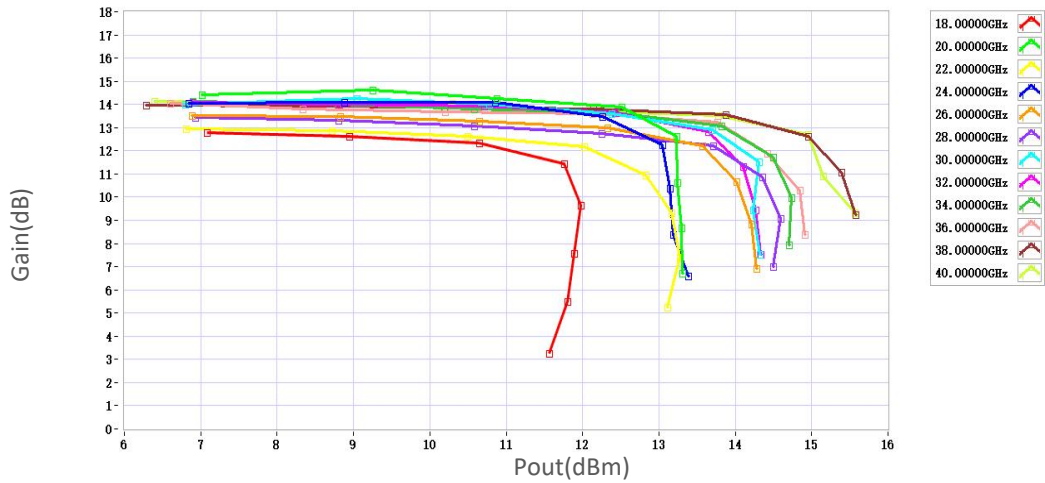
Noise Figure vs Frequency



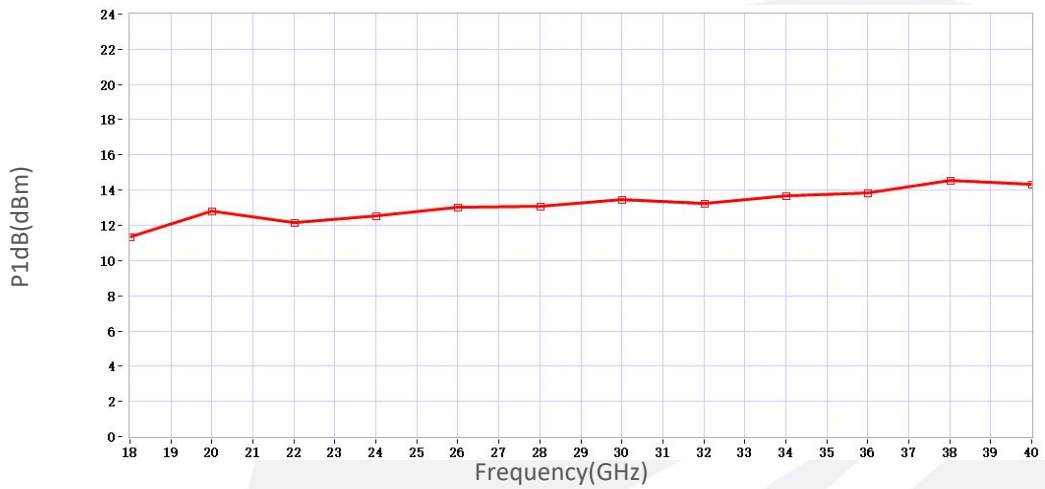
Note: Above data is for ref only, actual data may vary from unit to unit depending on operating environment and other factors like material lots etc.

Typical Performance Data:

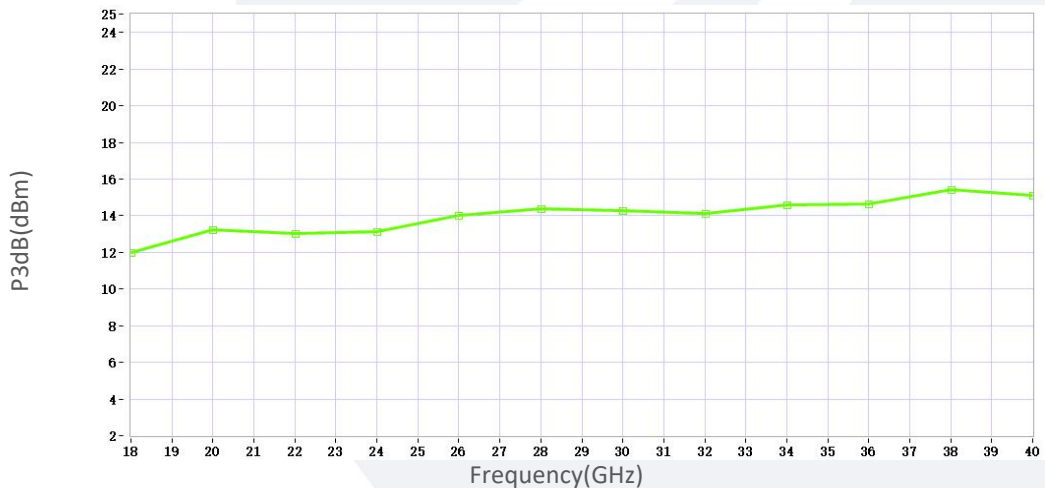
Gain vs Output Power



P1dB vs Frequency



P3dB vs Frequency



Note: Above data is for ref only, actual data may vary from unit to unit depending on operating environment and other factors like material lots etc.