

**Model: TLPA18G26.5G-40-40-BC**
**Solid State High Power Amplifier Systems  
 18-26.5GHz, Gain: 43dB, Psat: 40dBm, 220V AC**
**Feature:**

- Wide Band: 18-26.5GHz
- Gain: 43dB Min
- Psat Output Power: 40dBm Min
- Protection: Over TEM, over voltage, over current, over VSWR protection.
- 50 Ohm Matched Input / Output


**Electrical Specifications:**

Parameter	Symbol	Min	Typ	Max	Units
Frequency range	BW	18-26.5			GHz
Small Signal Gain	SSGP		46		dB
Power Gain@Pout=40dBm	GP	43			dB
Gain flatness	$\Delta$ GL		$\pm 1.6$	$\pm 2$	dB
Output Psat	Psat	40	41		dBm
Saturated Power flatness	$\Delta$ PPL			$\pm 1$	dB
Output P1dB	P1dB	35			dBm
Spurious@Pout=40dBm	Spur			-50	dBc
Harmonics@Pout=40dBm	HAM			-20	dBc
Input VSWR	VSWRin		1.3		:1
AC Voltage	Vac	220			V AC
Power Consumption	Pdiss			70	W
Impedance	I/O-IMP	50			Ohms

**Mechanical Specifications:**

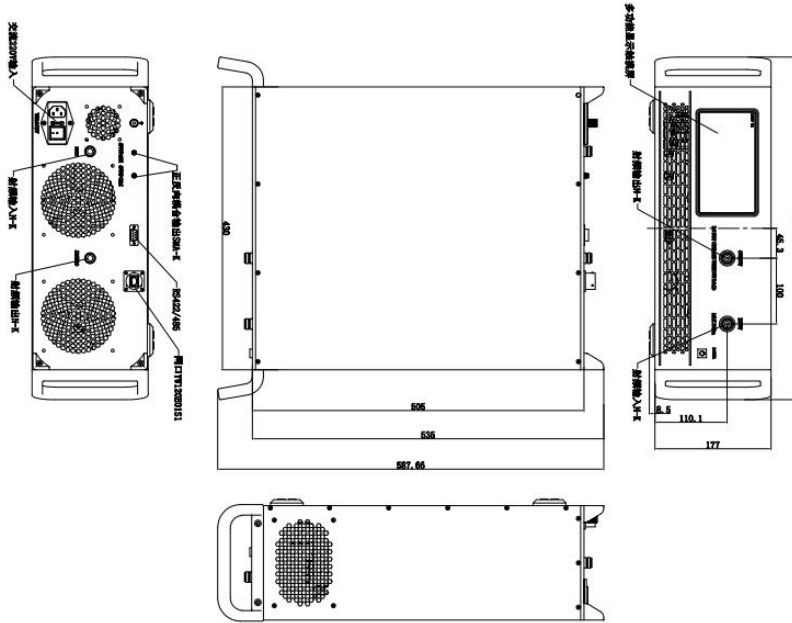
Parameter	Value	Units
Input/Output Connector	2.92mm Female/2.92mm Female	
AC Power Interface	Air switch	
Size	19 Inch 2U	mm
Weight	20	Kg

**Absolute Maximum Ratings:**

Parameter	Value
Supply Bias Voltage	260V AC
RF Input Power	10 dBm
ESD sensitivity (HBm)	Class 0, passed 150V

**Outline Drawing:**

Unit: mm



**Key Features:**



Parameter	Advantages
Control	Ethernet RJ-45 TCP/IP
Protection functions	1,Over TEM 2,Over voltage 3,Over current protection 4,Over VSWR
Control functions	1,Power setting On/Off 2,ALC On/Off
Cooling system	Built in Cooling system,forced air cooling

### Environmental Conditions:

Parameter	Min	Typ	Max	Units
Operating Temperature*	-20		+50	°C
Non-operating Temperature*	-30		+60	°C
Relative humidity		95		%
Altitude	50000			feet
Shock / Vibration(MIL-STD- 810F)	25g rms (15 degree 2KHz) endurance, 1 hour per axis			
Shock(non operating)	20G for 11msc half sin wave,3 axis both directions			

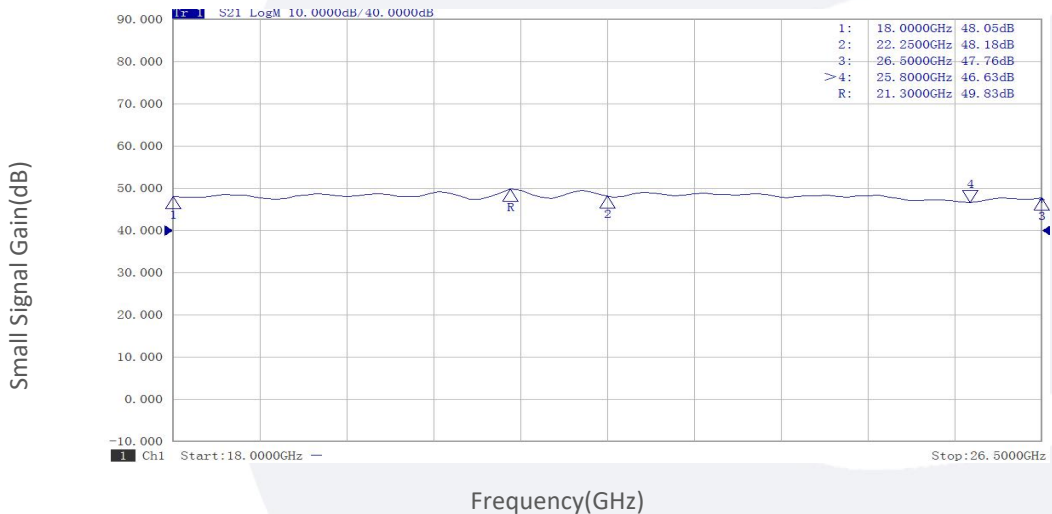
\*Note: For a wider temperature range, please consult the manufacturer.

### Ordering Information:

Part Number	Description	Revision
TLPA18G26.5G-40-40-BC	Solid State High Power Amplifier Systems 18-26.5GHz,Gain:43dB,Psat:40dBm,220V AC,Built in Fan Cooling	Rev.1.0

### Typical Performance Data:

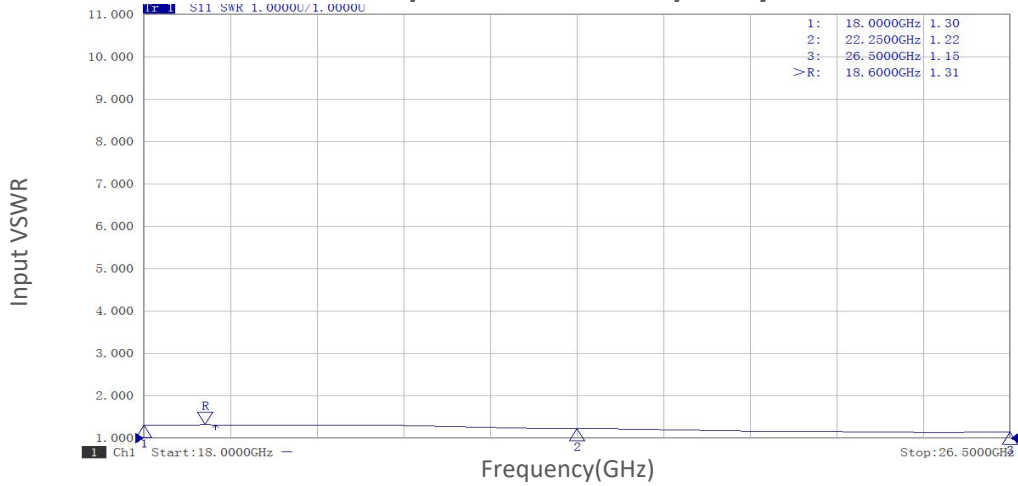
#### Small Signal Gain vs Frequency



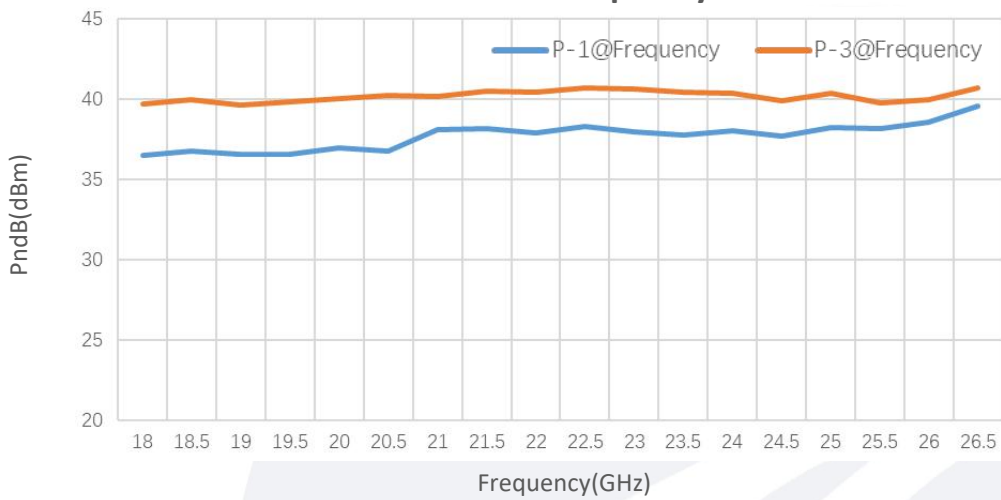
Note: Above data is for ref only, actual data may vary from unit to unit depending on operating environment and other factors like material lots etc.

Typical Performance Data:

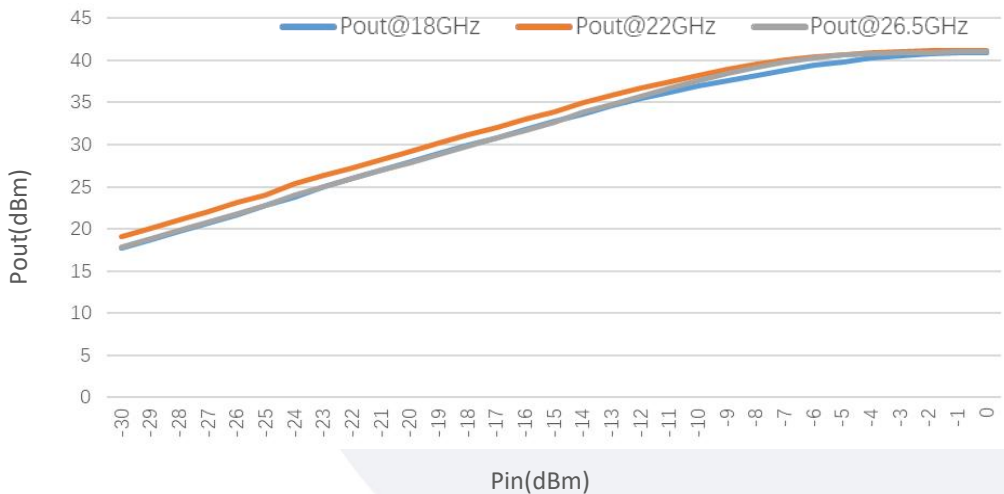
Input VSWR vs Frequency



PndB vs Frequency



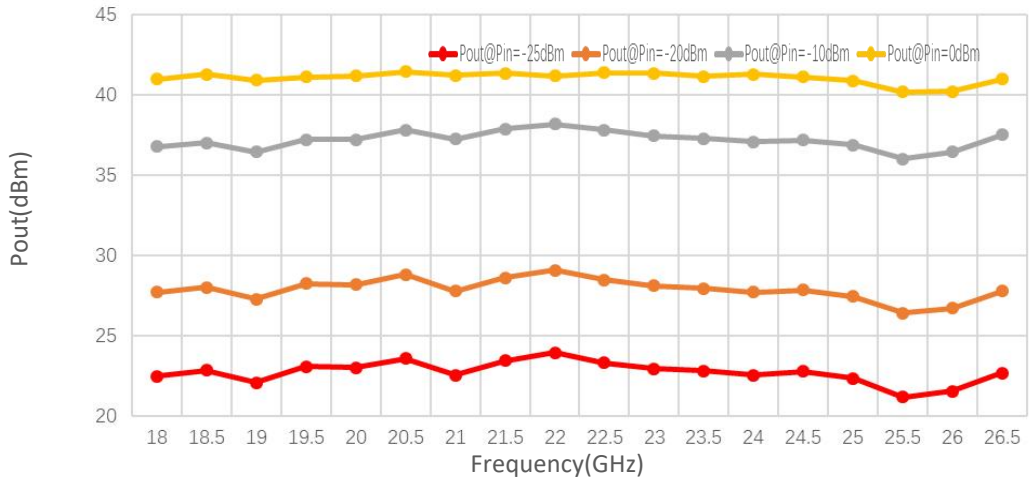
Pout@Pin



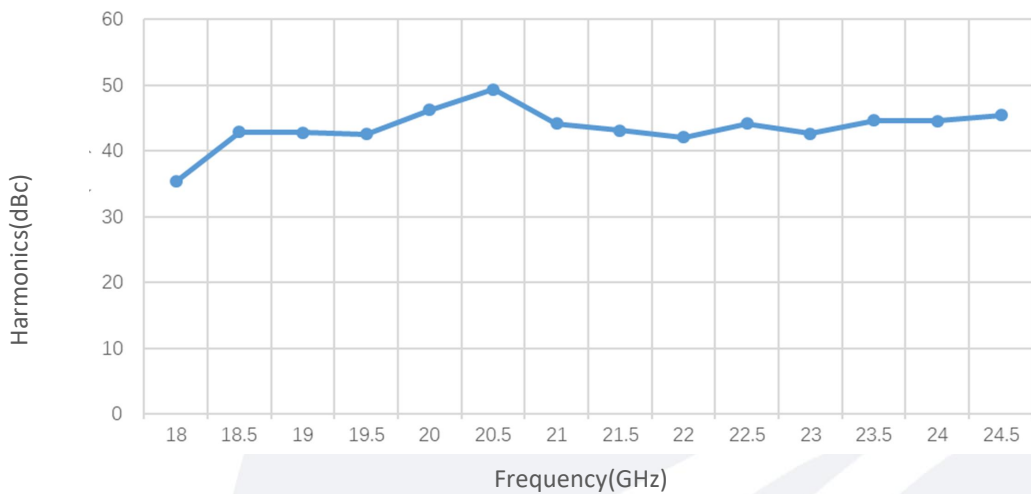
Note: Above data is for ref only, actual data may vary from unit to unit depending on operating environment and other factors like material lots etc.

Typical Performance Data:

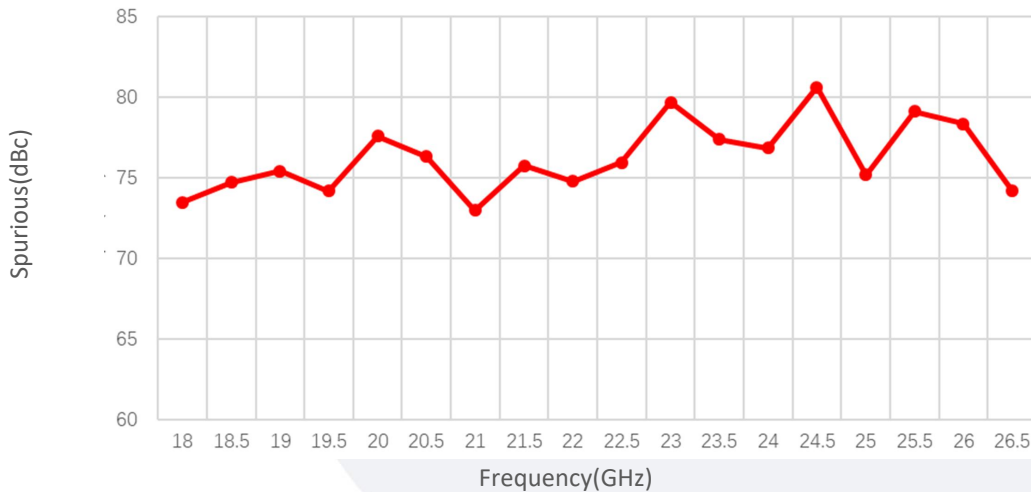
**Pout@Equal\_Pin**



**Harmonics vs Frequency**



**Spurious vs Frequency**



Note: Above data is for ref only, actual data may vary from unit to unit depending on operating environment and other factors like material lots etc.