

Model:TLPA2G18G-40-40-BC
**Solid State High Power Amplifier Systems
 2-18GHz,Gain:40dB,Psat:40dBm,220V AC**
Feature:

- Wide Band: 2-18GHz
- Gain: 40dB Min
- Psat Output Power:40dBm Min
- Protection:Over TEM,over voltage, over current ,over VSWR protection.
- 50 Ohm Matched Input / Output

Electrical Specifications:

Parameter	Symbo	Min	Typ	Max	Units
Frequency range	BW	2-18			GHz
Power Gain@Pout=40dBm	GP	40			dB
Gain flatness	Δ GL		± 3		dB
Output Psat	Psat	40			dBm
Spurious@Pout=40dBm	Spur			-60	dBc
Harmonics@Pout=40dBm	HAM		-15	-10	dBc
Input VSWR	VSWRin			2.0	:1
AC Voltage	Vac	220			V AC
Power Consumption	Pdiss			200	W
Impedance	I/O-IMP	50			Ohms

Mechanical Specifications:

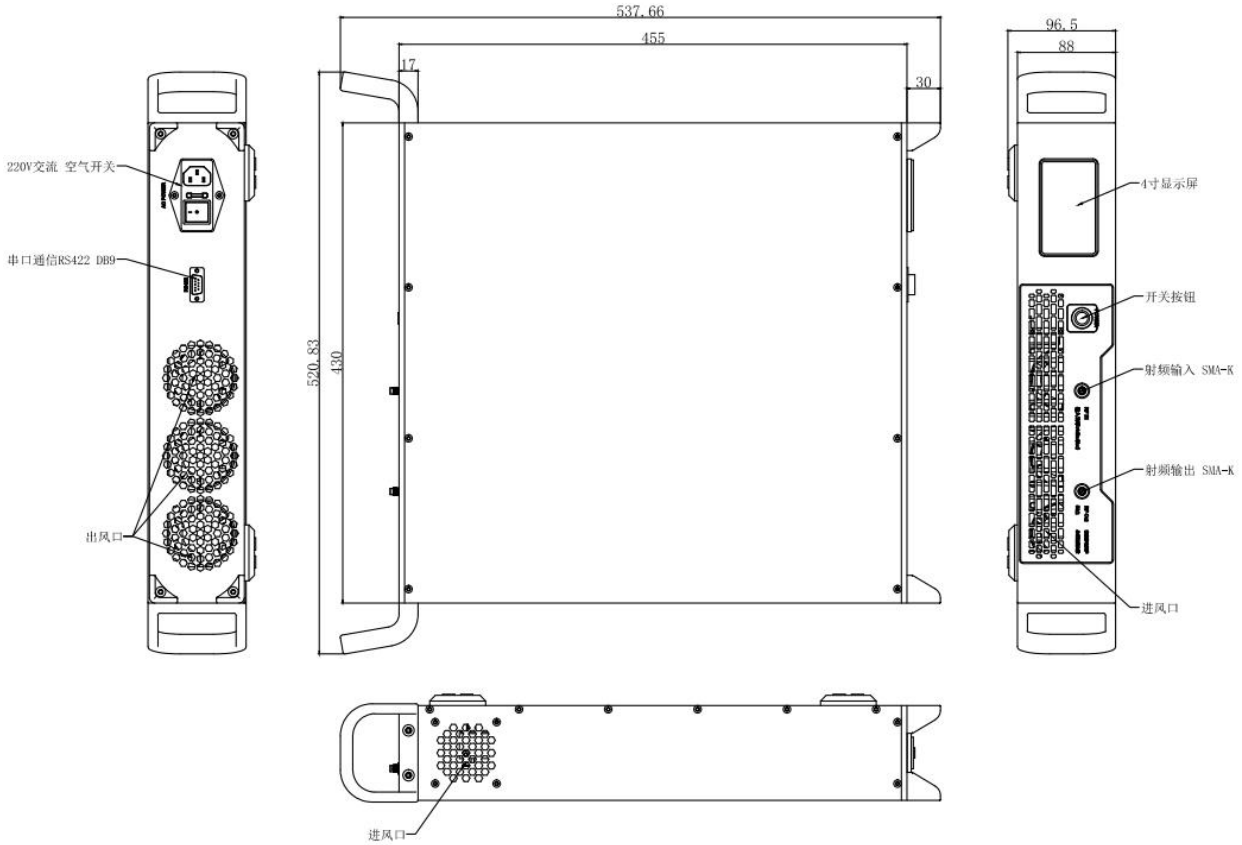
Parameter	Value	Units
Input/Output Connector	SMA Female/SMA female	
Communication Connector	DB9/RJ45	
Size	19 Inch 2U*550	mm
Weight	≤ 25	Kg

Absolute Maximum Ratings:

Parameter	Value
RF Input Power	5 dBm
ESD sensitivity (HBm)	Class 0, passed 150V

Outline Drawing:

Unit: mm



Key Features:



Parameter	Advantages
Control	RS422
Display functions	1, Display output power and reflected power 2, Fault message
Protection functions	1, Over TEM 2, Over voltage 3, Over current protection 4, Over VSWR
Control functions	1, Power setting On/Off 2, Gain control.
Cooling system	Built in Cooling system, forced air cooling

Environmental Conditions:

Parameter	Min	Typ	Max	Units
Operating Temperature	-20		+40	°C
Non-operating Temperature	-30		+50	°C
Relative humidity		95		%
Altitude	10000			feet
Shock / Vibration(MIL-STD- 810F)	25g rms (15 degree 2KHz) endurance, 1 hour per axis			
Shock(non operating)	20G for 11msc half sin wave,3 axis both directions			

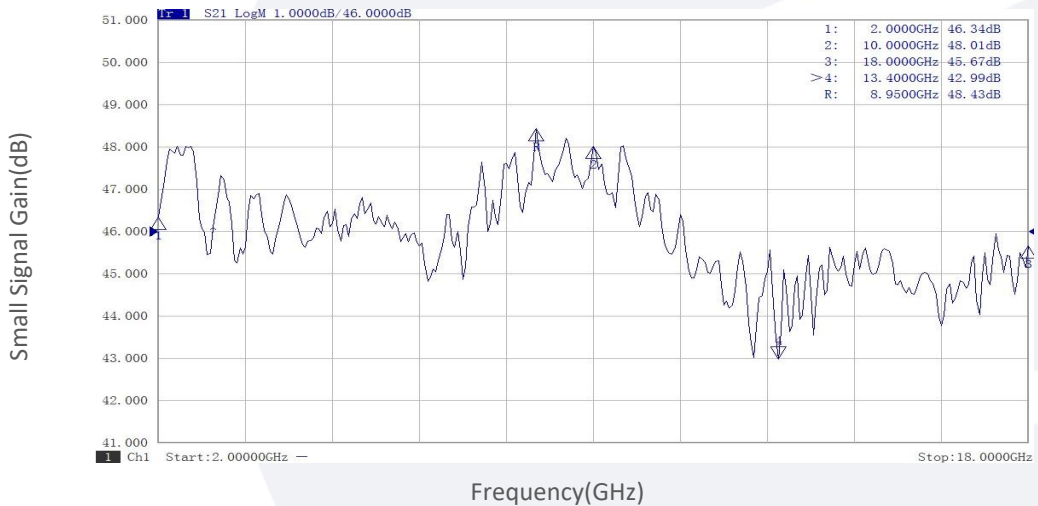
*Note: For a wider temperature range, please consult the manufacturer.

Ordering Information:

Part Number	Description	Revision
TLPA2G18G-40-40-BC	Solid State High Power Amplifier Systems 2-18GHz,Gain:40dB,Psat:40dBm,220V AC,Built in Fan Cooling	Rev.1.0

Typical Performance Data:

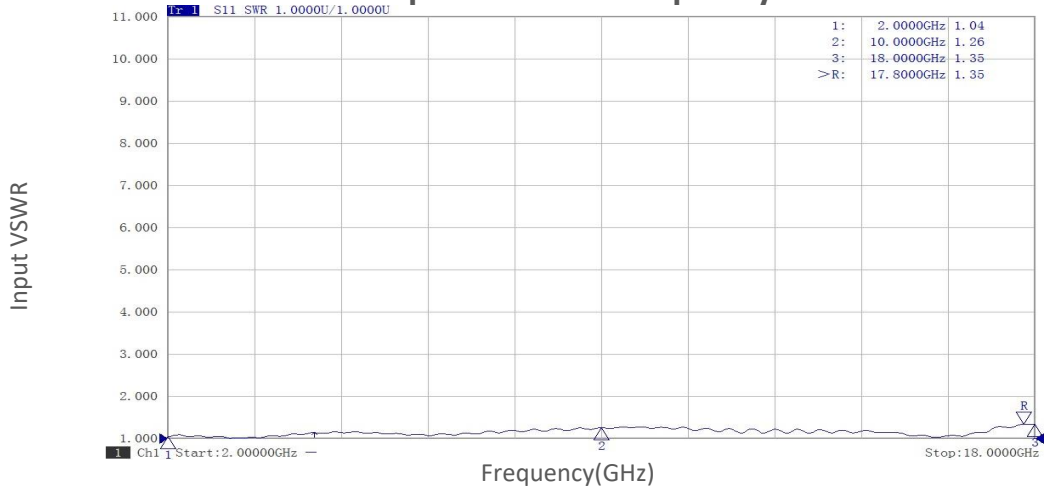
Small Signal Gain vs Frequency



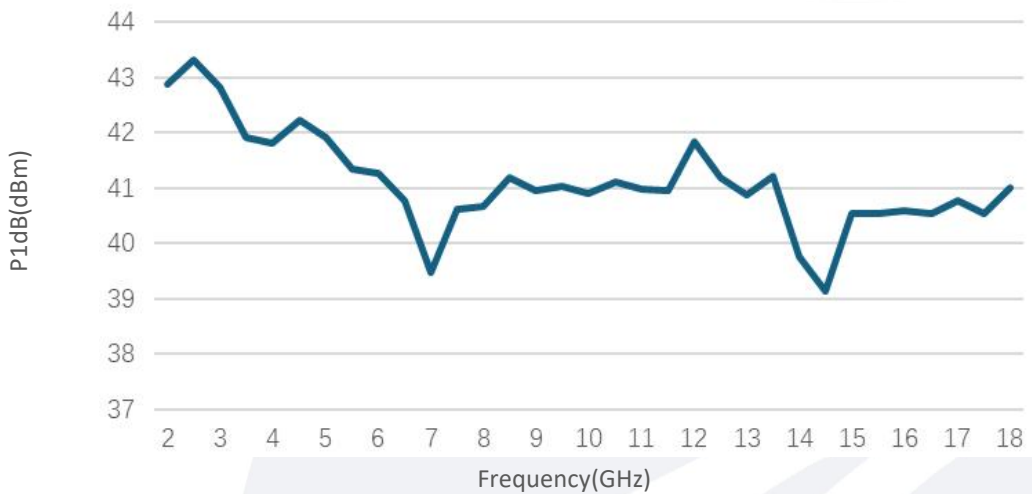
Note: Above data is for ref only, actual data may vary from unit to unit depending on operating environment and other factors like material lots etc.

Typical Performance Data:

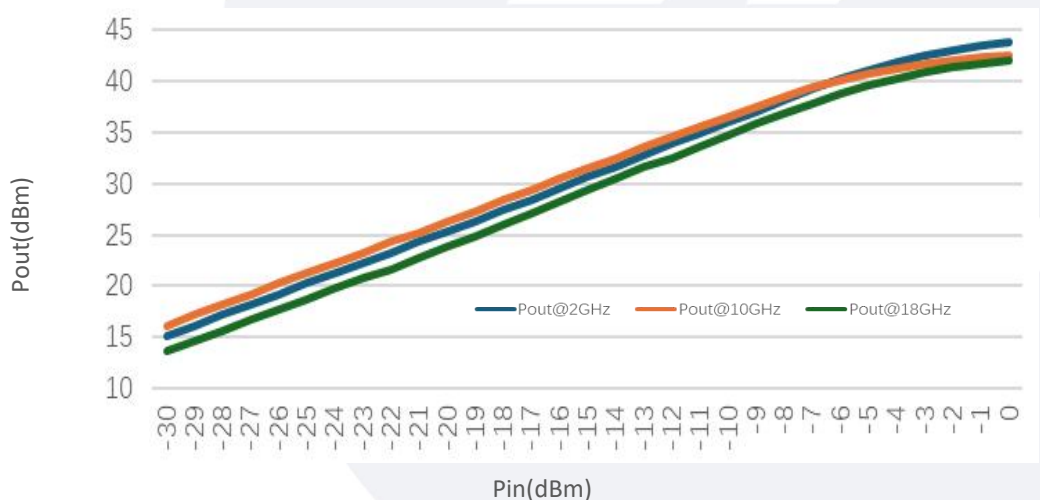
Input VSWR vs Frequency



P1dB vs Frequency



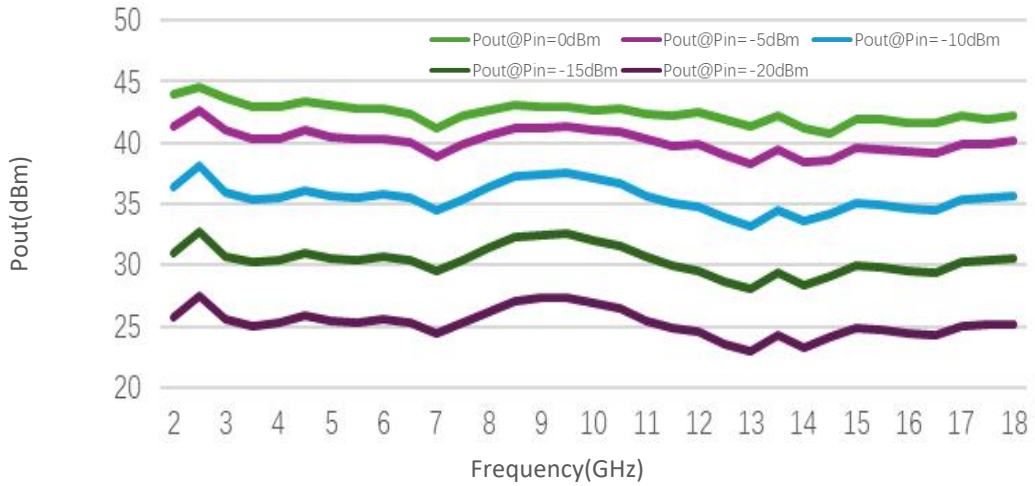
Pout@Pin



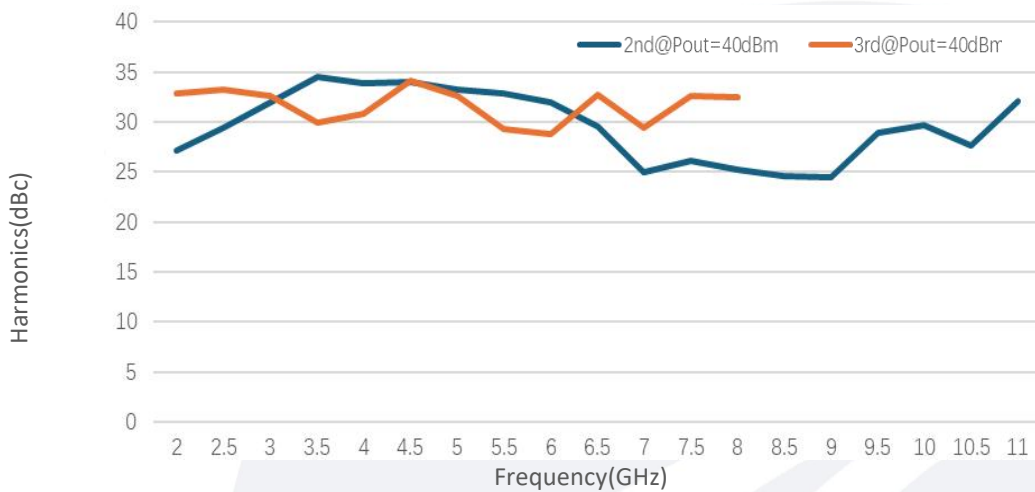
Note: Above data is for ref only, actual data may vary from unit to unit depending on operating environment and other factors like material lots etc.

Typical Performance Data:

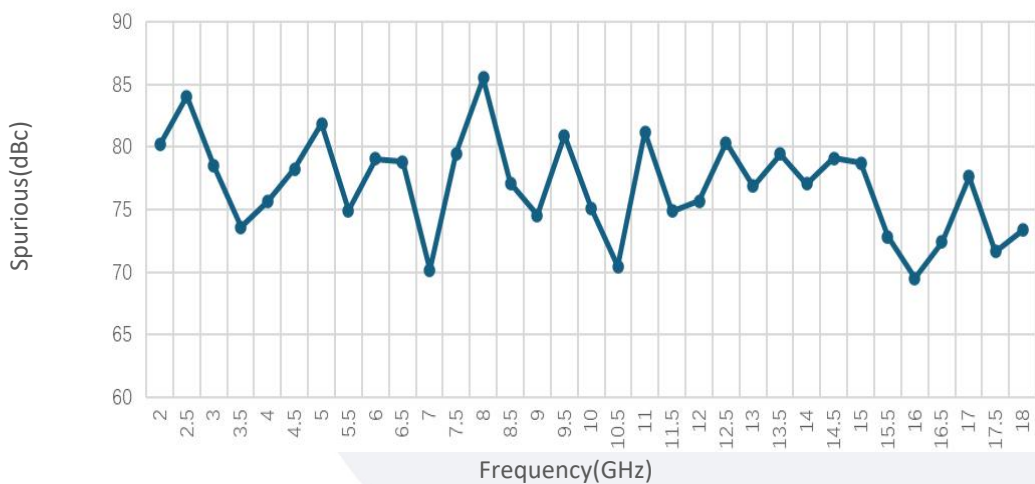
Pout@Equal_Pin



Harmonics vs Frequency



Spurious vs Frequency



Note: Above data is for ref only, actual data may vary from unit to unit depending on operating environment and other factors like material lots etc.