

SPDT Coaxial Switches

R12-NF12012, Coaxial Switch, SPDT, N, Failsafe, 12VDC, DC to 12.4 GHz, Solder Pin

R12-NF24012, Coaxial Switch, SPDT, N, Failsafe, 24VDC, DC to 12.4 GHz, Solder Pin

R12-NF28012, Coaxial Switch, SPDT, N, Failsafe, 28VDC, DC to 12.4 GHz, Solder Pin

电气参数 Electrical Characteristics:

参数Parameter	条件Condition
频率范围 Frequency range	DC-12.4 GHz
阻抗 Impedance	50 Ω
开关模式 Operation mode	Failsafe
开关顺序 Switch sequence	Break before make
切换时间 Switching time	15 ms max
机械寿命 Mechanical life	1 million min
额定电压 Rated voltage	12 24 28 VDC
工作电流 Operating current at 23 °C	270 150 110 mA



射频特性 RF Specifications:

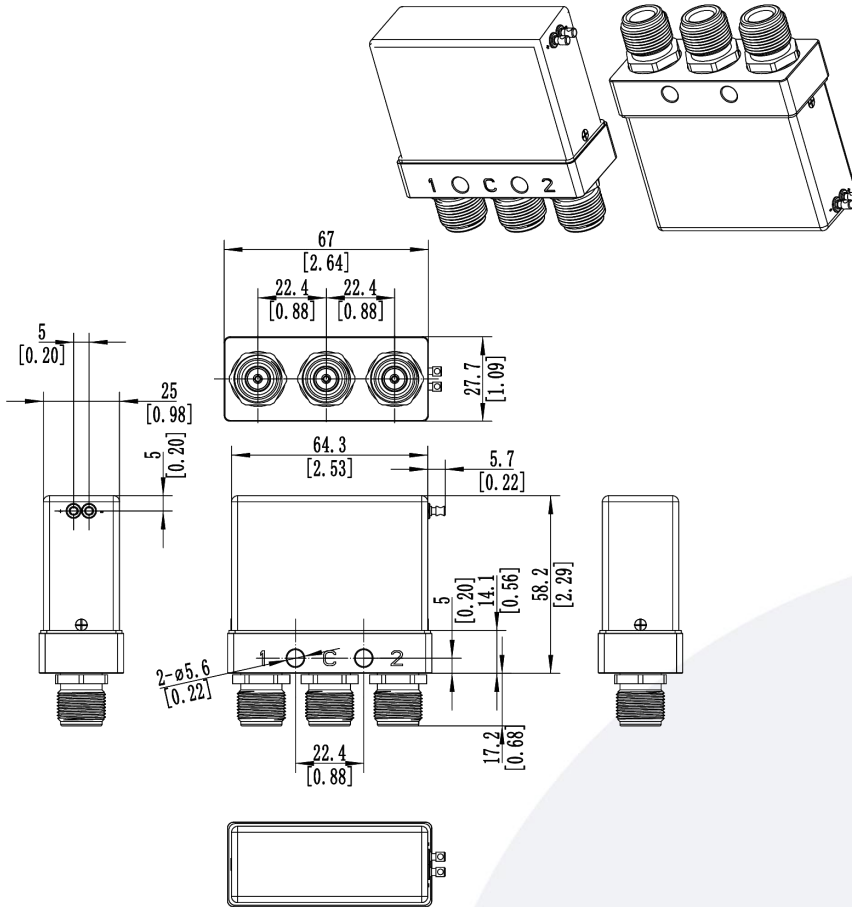
频率范围 FREQUENCY RANGE(GHz)	DC-2	2-4	4-12.4
插入损耗 INSERTION LOSS (MAX) dB	0.2	0.25	0.5
隔离度 ISOLATION (MIN) dB	80	80	60
电压驻波比 V.S.W.R. (MAX)	1.15:1	1.2:1	1.5:1

环境和物理特性 Environmental And Physical Characteristics:

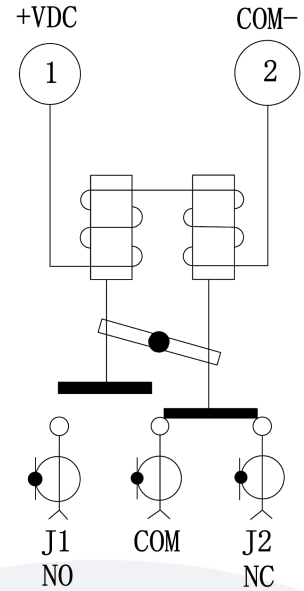
参数Parameter	条件 Condition
工作温度范围 Operating temperature range	-25°C to +65°C(Standard) -55°C to +85°C(Optional)
振动 Sine vibration(Operating)	20-2000Hz, 10g
冲击 Shocks(Non Operating)	50g / 11ms, ½ sine
射频接口 RF Connector type	N Female
控制接口 Control connector	Solder Pin
重量 Weight	260g Max
外壳颜色 Housing Color	浅蓝色 Light Blue

备注: 如果客户需要其他外壳颜色, 请联系业务备注

外形尺寸 Outline Drawing: Unit: mm



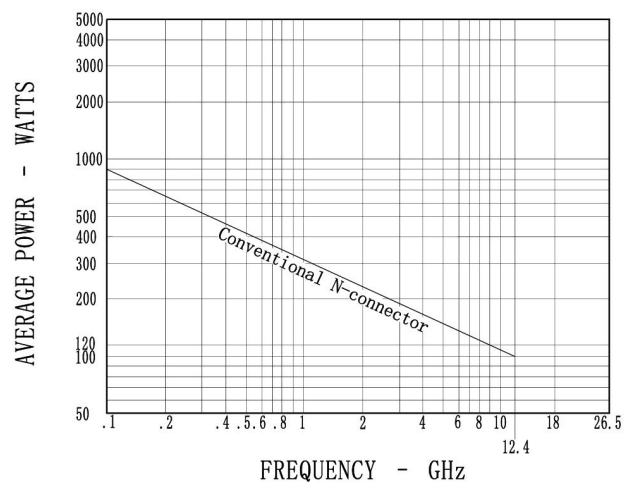
原理图 Schematic:



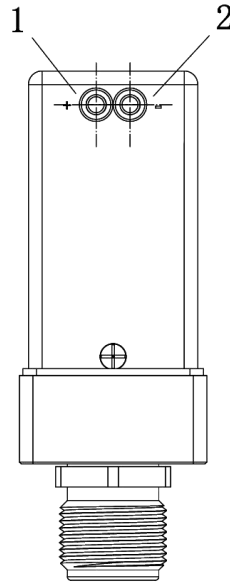
This graph is based on the following conditions:

- Ambient temperature: + 25 °C
- Sea level
- V.S.W.R.: 1 and cold switching

功率曲线图 Average power:



针脚定义 Pin Definition:



Solder Pin		RF Connect Used
Pin NO.	Function	SPDT
1	+VDC	NO:J1-COM
	0	NC:J2-COM
2	COM-	

标准型号 Part Number:

标准型号 Part Number	额定电压 Rated Voltage	可选项 Option
SPDT		
R12-NF12012	12VDC	-S
R12-NF24012	24VDC	例如:R12-NF12012-S
R12-NF28012	28VDC	(备注, S型号满足IP65)