

Model:TLPA6G18G-50-51-BC
**Solid State High Power Amplifier Systems
 6-18GHz,Gain:50dB,Psat:51dBm,220V AC**
Feature:

- Wide Band: 6-18GHz
- Gain: 50dB Min
- Psat Output Power:51dBm Min
- Protection:Over TEM,over voltage, over current ,over VSWR protection.
- 50 Ohm Matched Input / Output


Electrical Specifications:

Parameter	Symbo	Min	Typ	Max	Units
Frequency range	BW	6-18			GHz
Gain	GP	50			dB
Gain flatness	Δ GL		± 3.5		dB
Output Psat	Psat	50	51		dBm
Gain adjust range	Δ GR		31.5		dB
Gain adjust step	Δ GS		0.5		dB
Spurious	Spur		-60		dBc
Harmonics	HAM			-10	dBc
Input VSWR	VSWRin			2.0	:1
AC Voltage	Vac	220			V AC
Impedance	I/O-IMP	50			Ohms

Mechanical Specifications:

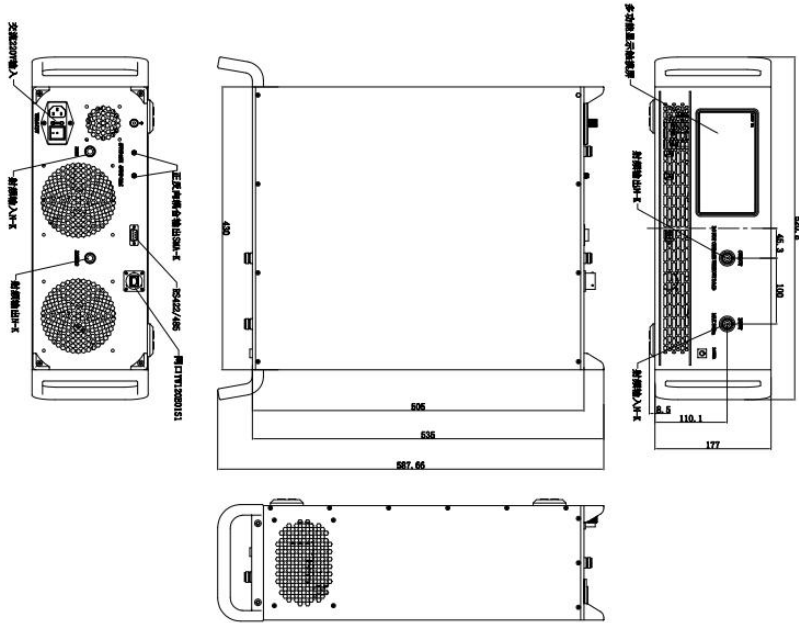
Parameter	Value	Units
Input/Output Connector	N Female/WRD500	
AC Power Interface	Air switch	
Size	19 Inch 4U	mm
Weight	30	Kg

Absolute Maximum Ratings:

Parameter	Value
Supply Bias Voltage	260V AC
RF Input Power	10 dBm
ESD sensitivity (HBm)	Class 0, passed 150V

Outline Drawing:

Unit: mm



Key Features:



Parameter	Advantages
Remote Control	Ethernet RJ-45 TCP/IP
Monitoring functions	1,Forward Power 2,Temp Fault
Protection functions	1,Over TEM 2,Over voltage 3,Over current protection 4,Over VSWR
Control functions	1,Power setting On/Off 2,ALC On/Off
Cooling system	Built in Cooling system,forced air cooling

Environmental Conditions:

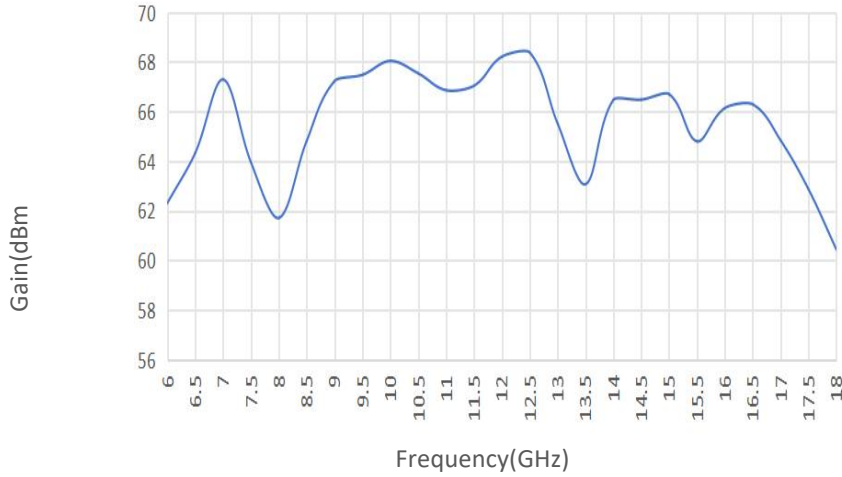
Parameter	Min	Typ	Max	Units
Operating Temperature	-20		+60	°C
Non-operating Temperature	-45		+65	°C
Relative humidity		95		%
Altitude	50000			feet
Shock / Vibration(MIL-STD- 810F)	25g rms (15 degree 2KHz) endurance, 1 hour per axis			
Shock(non operating)	20G for 11msc half sin wave,3 axis both directions			

Ordering Information:

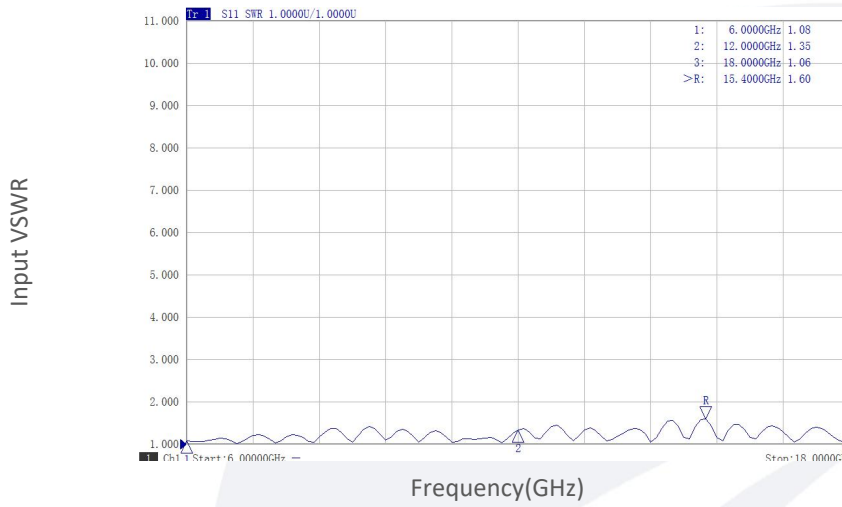
Part Number	Description	Revision
TLPA6G18G-50-51-BC	Solid State High Power Amplifier Systems 6-18GHz,Gain:50dB,Psat:51dBm,220V AC,Built in Fan Cooling	Rev.1.0

Typical Performance Data:

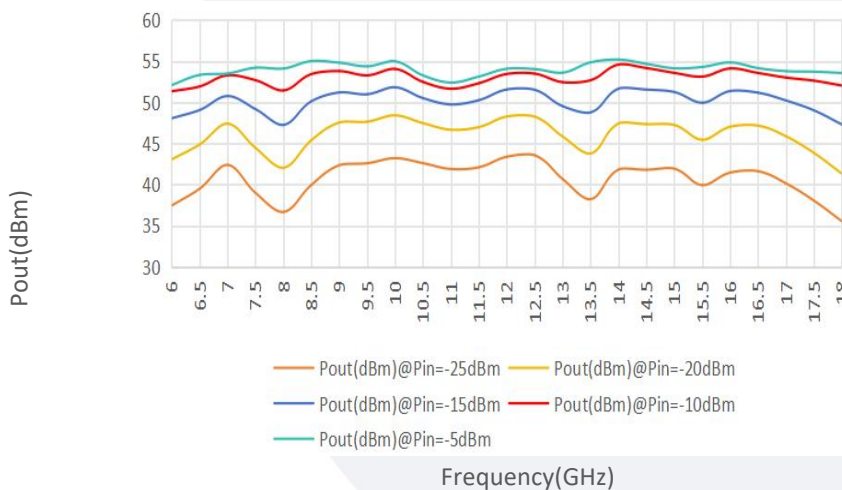
Gain vs Frequency



Input VSWR VS Frequency



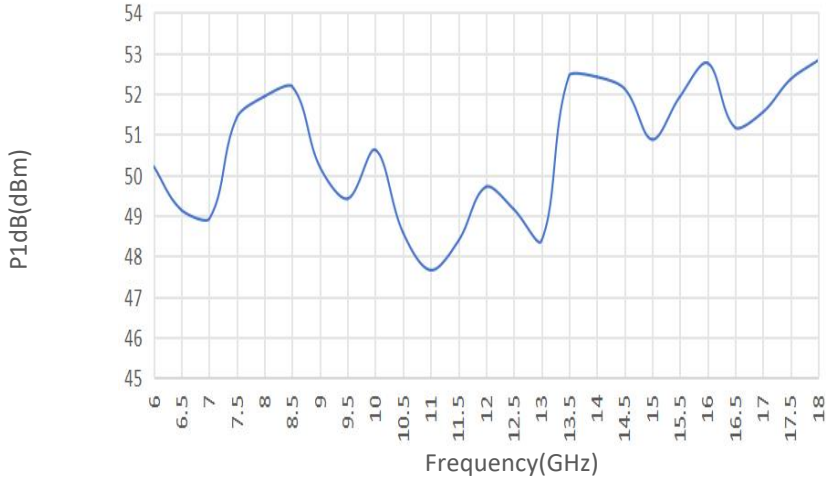
Pout@Equal_Pin



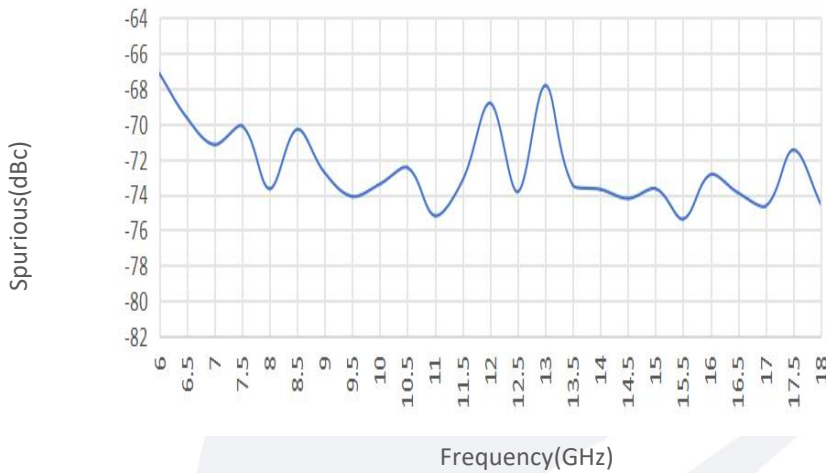
Note: Above data is for ref only, actual data may vary from unit to unit depending on operating environment and other factors like material lots etc.

Typical Performance Data:

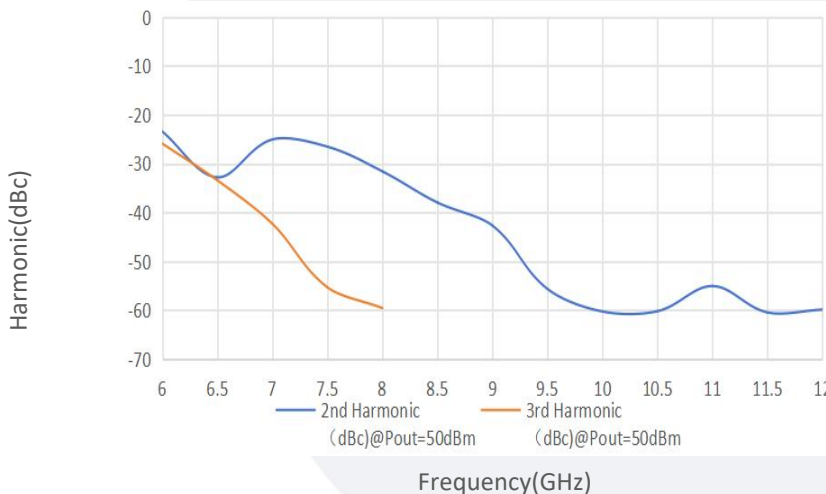
P1dB VS Frequency



Spurious@Pout=50dBm



Harmonic@Pout=50dBm



Note: Above data is for ref only, actual data may vary from unit to unit depending on operating environment and other factors like material lots etc.