

Model:TLPA2G18G-50-50-BC

Solid State High Power Amplifier Systems 2-18GHz,Gain:50dB,Psat:50 dBm

Feature:

- Wide Band:2-18GHz
- Gain: 50dB Min
- Psat Output Power:50dBm Min
- Protection:Over TEM,over voltage, over current ,over VSWR protection.
- 50 Ohm Matched Input / Output



Electrical Specifications:

Parameter	Symbo	Min	Typ	Max	Units
Frequency range	BW	2-18			GHz
Small Signal Gain	GP	50			dB
Gain flatness	Δ GL		± 4		dB
Output Psat	Psat	50	51		dBm
Spurious@Pout=50dBm	Spur			-50	dBc
Harmonics@Pout=50dBm	HAM			-10	dBc
Input VSWR	VSWRin			2.0	:1
AC Voltage	Vac		220		V AC
AC Input Power	Pdiss	2000@Max			Watts
Impedance	I/O-IMP	50			Ohms

Mechanical Specifications:

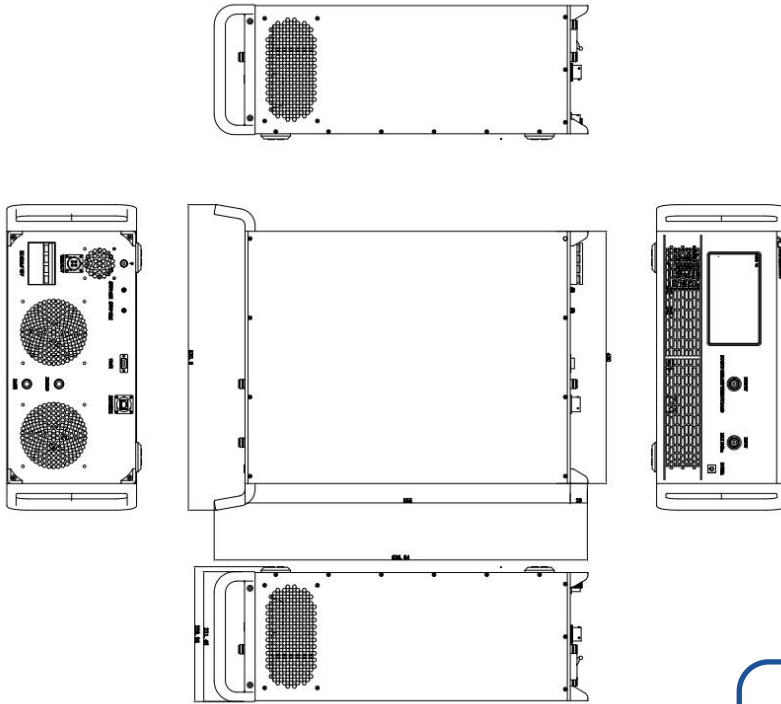
Parameter	Value	Units
Input /Output Connector	N Female/N Female	
Network port Communication	RJ-45/DB9	
Size	5U*550 depth	mm
Weight	45	Kg

Absolute Maximum Ratings:

Parameter	Value
RF Input Power	10 dBm
ESD sensitivity (HBm)	Class 0, passed 150V

Outline Drawing:

Unit: mm



Key Features:

Parameter	Advantages
Control functions	1, Program-controlled switching machine by network port&RS422 2, Adjust output power
Protection functions	1, Over TEM 2, Over voltage 3, Over current protection 4, Over VSWR
Display functions	1, Display the current out/reflected power 2, Display fault information
Cooling system	Built in Cooling system, forced air cooling

Environmental Conditions:

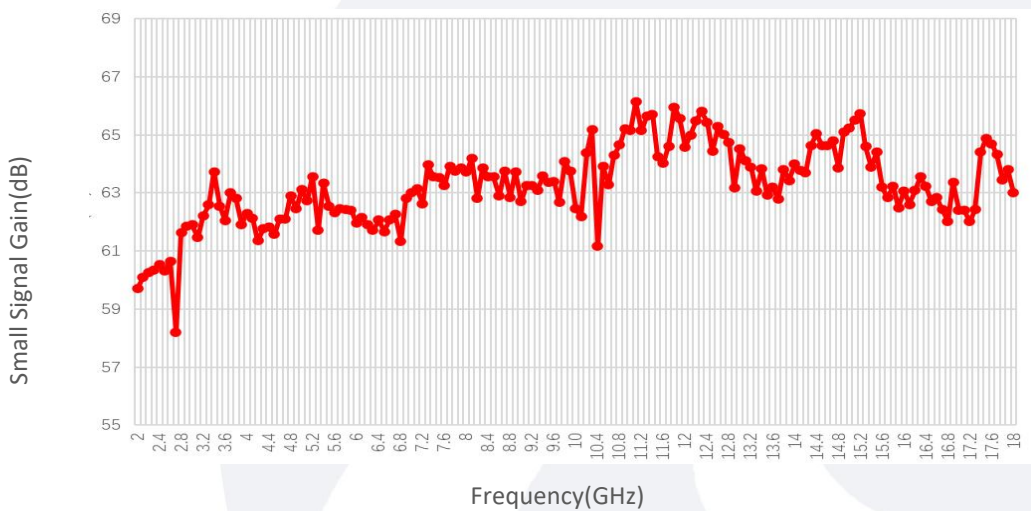
Parameter	Min	Typ	Max	Units
Operating Temperature	-20		+50	°C
Non-operating Temperature	-40		+85	°C
Relative humidity		95		%
Altitude	15000			feet
Shock / Vibration(MIL-STD- 810F)	Normal Truck Trans			

订货信息 Ordering Information:

Part Number	Description	Revision
TLPA2G18G-50-50-BC	Solid State High Power Amplifier Systems 2-18GHz, Gain:50dB, Psat:50 dBm, 220V AC, Built in Fan Cooling	Rev.1.0

Typical Performance Data:

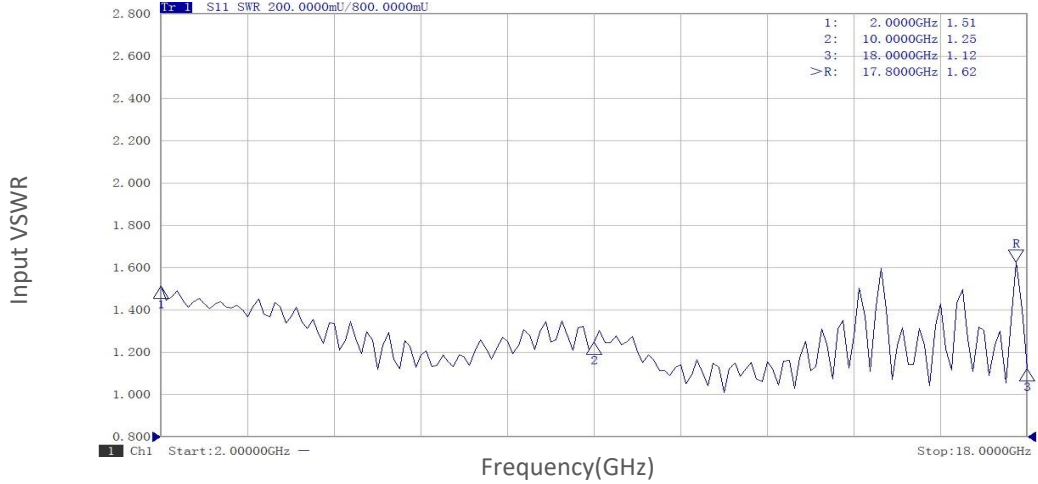
Small Signal Gain vs Frequency



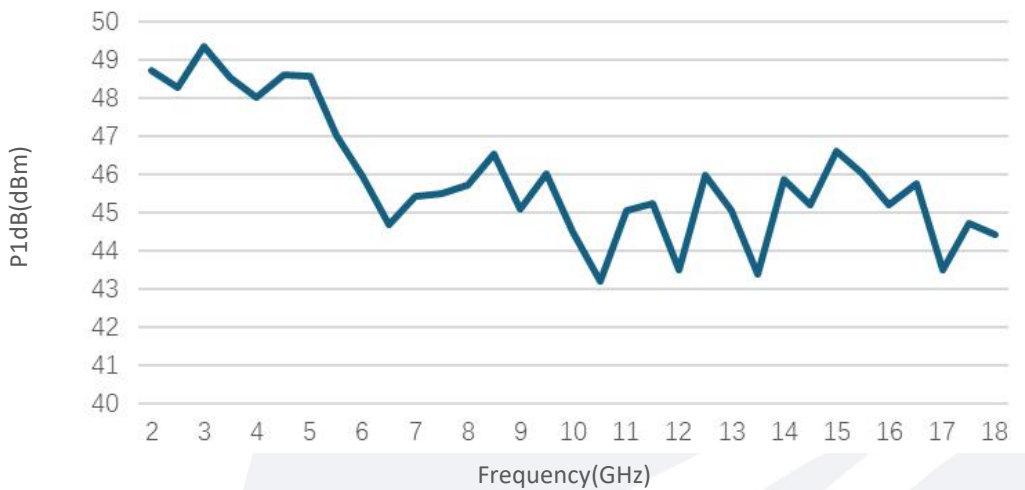
Note: Above data is for ref only, actual data may vary from unit to unit depending on operating environment and other factors like material lots etc.

Typical Performance Data:

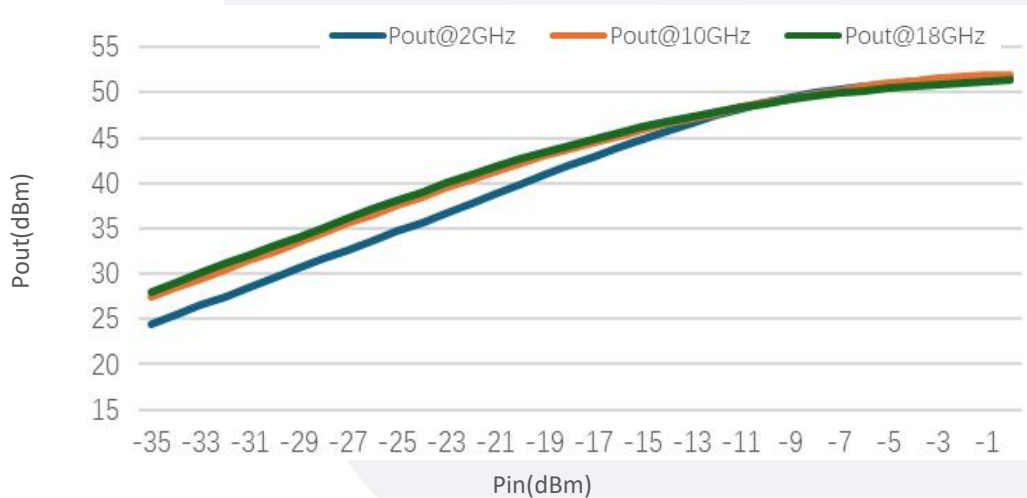
Input VSWR vs Frequency



P1dB vs Frequency



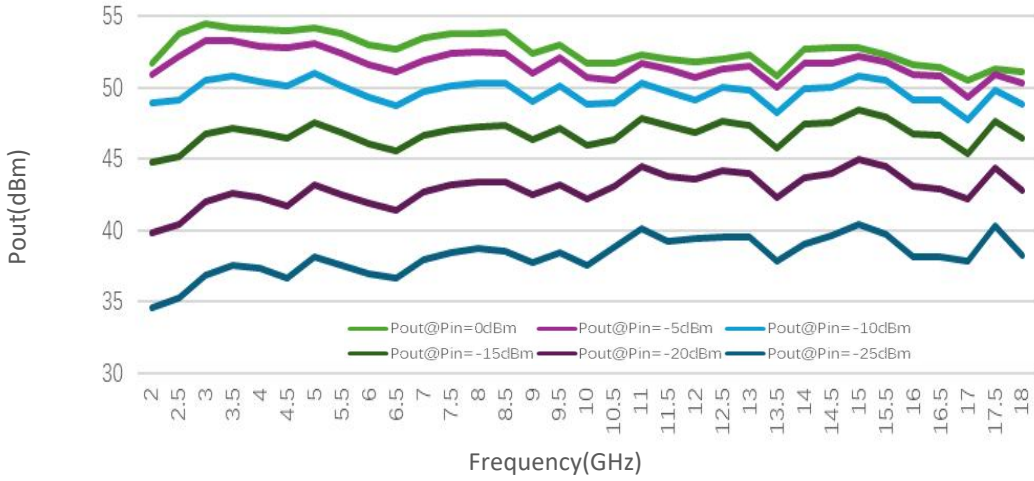
Pout@Pin



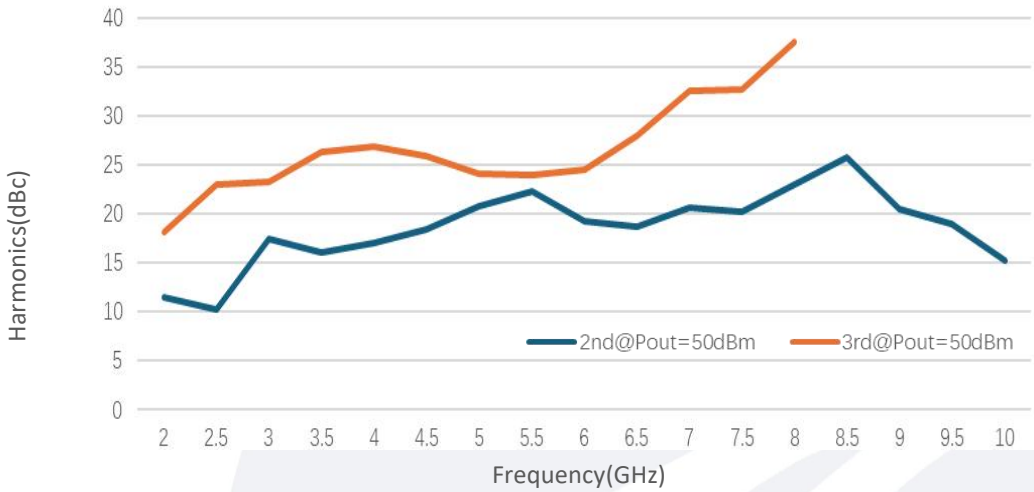
Note: Above data is for ref only, actual data may vary from unit to unit depending on operating environment and other factors like material lots etc.

Typical Performance Data:

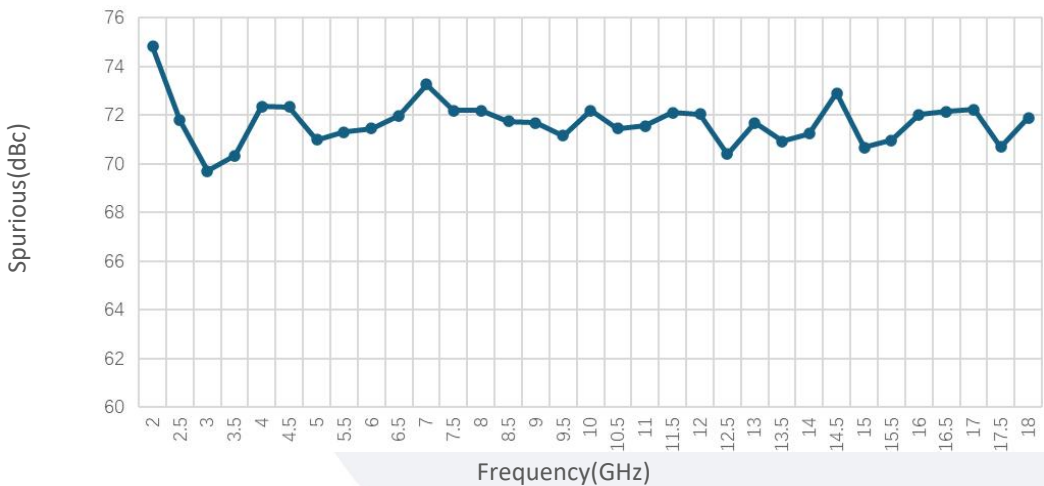
Pout@Equal_Pin



Harmonics vs Frequency



Spurious vs Frequency



Note: Above data is for ref only, actual data may vary from unit to unit depending on operating environment and other factors like material lots etc.