

**Model:TLPA0.5G6G-57-57-BC**
**Solid State High Power Amplifier Systems  
 0.5-6GHz,Gain:57dB,Psat:57 dBm,380V AC**
**Feature:**

- Wide Band: 0.5-6GHz
- Gain: 57dB Min
- Psat Output Power:57dBm Min
- Protection:Over TEM,over voltage, over current ,over VSWR protection.
- 50 Ohm Matched Input / Output


**Electrical Specifications:**

Parameter	Symbo	Min	Typ	Max	Units
Frequency range	BW	0.5-6			GHz
Gain	GP	57			dB
Gain flatness	$\Delta$ GL		$\pm$ 3		dB
Output Psat	Psat	57			dBm
Gain adjust range	$\Delta$ GR		30		dB
Gain adjust step	$\Delta$ GS		0.5		dB
Spurious	Spur			-60	dBc
Harmonics	HAM		-15	-10	dBc
Input VSWR	VSWRin			2.0	:1
AC Voltage	Vac	380			V AC
Impedance	I/O-IMP	50			Ohms

**Mechanical Specifications:**

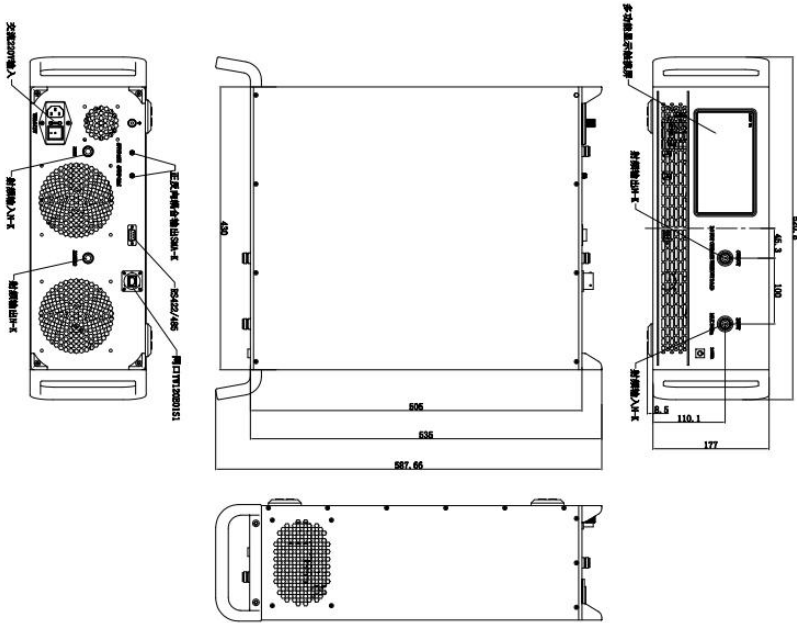
Parameter	Value	Units
Input Connector	N Female	
Output Connector	7/16 DIN Female	
Programmable Interfaces	RS422/LAN/GPIB/USB	
Size	19 Inch 11U*800 depth	mm
Weight	30	Kg

**Absolute Maximum Ratings:**

Parameter	Value
RF Input Power	10 dBm
ESD sensitivity (HBm)	Class 0, passed 150V

**Outline Drawing:**

Unit: mm



**Key Features:**



OBSERVE PRECAUTIONS  
ELECTROSTATIC SENSITIVE  
DEVICES

Parameter	Advantages
Control	RS422/LAN, LCD Screen Display
Protection functions	1, Over TEM 2, Over voltage 3, Over current protection 4, Over VSWR
Control functions	Gain/power setting On/Off
Cooling system	Built in Cooling system, forced air cooling

### Environmental Conditions:

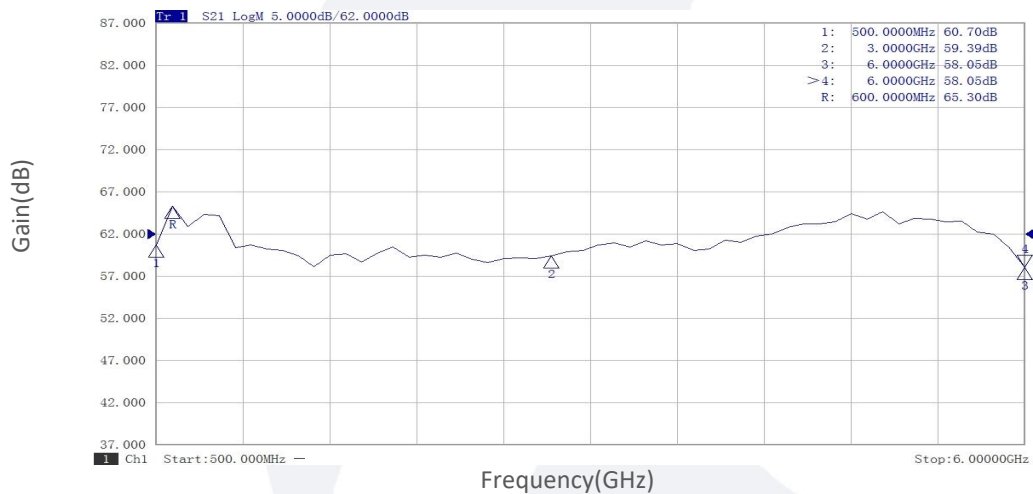
Parameter	Min	Typ	Max	Units
Operating Temperature	-20		+50	°C
Non-operating Temperature	-45		+65	°C
Relative humidity		95		%
Altitude	50000			feet
Shock / Vibration(MIL-STD- 810F)	25g rms (15 degree 2KHz) endurance, 1 hour per axis			
Shock(non operating)	20G for 11msc half sin wave,3 axis both directions			

### Ordering Information:

Part Number	Description	Revision
TLPA0.5G6G-57-57-BC	Solid State High Power Amplifier Systems 0.5-6GHz,Gain:57dB,Psat:57 dBm,380V AC,Built in Fan Cooling	Rev.1.0

### Typical Performance Data:

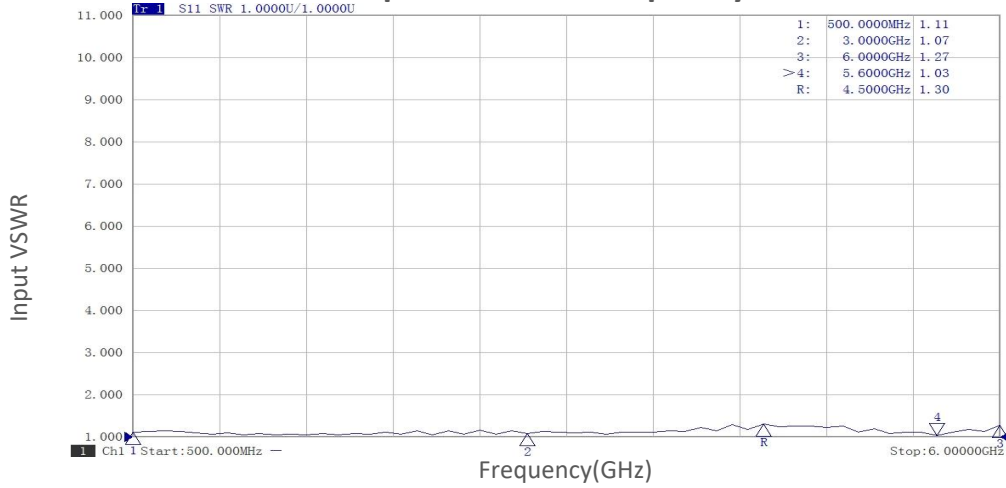
#### Small Signal Gain vs Frequency



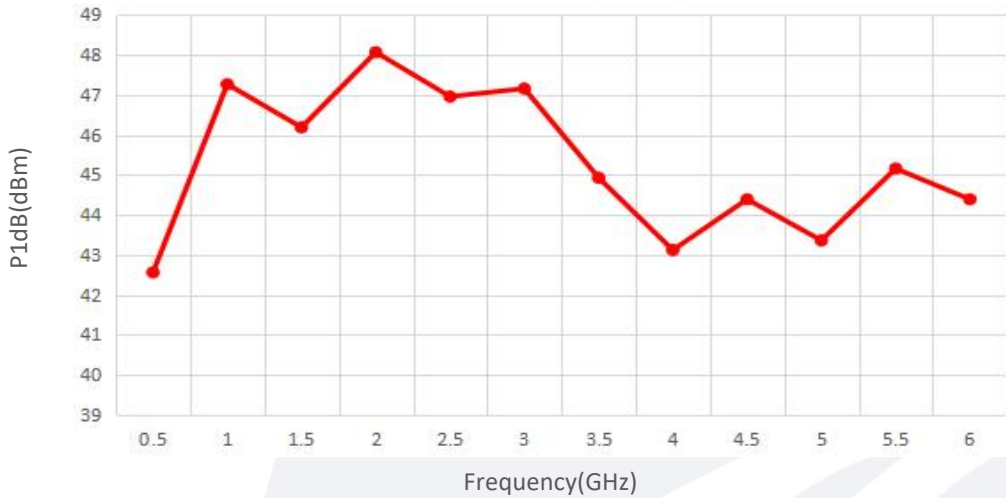
Note: Above data is for ref only, actual data may vary from unit to unit depending on operating environment and other factors like material lots etc.

Typical Performance Data:

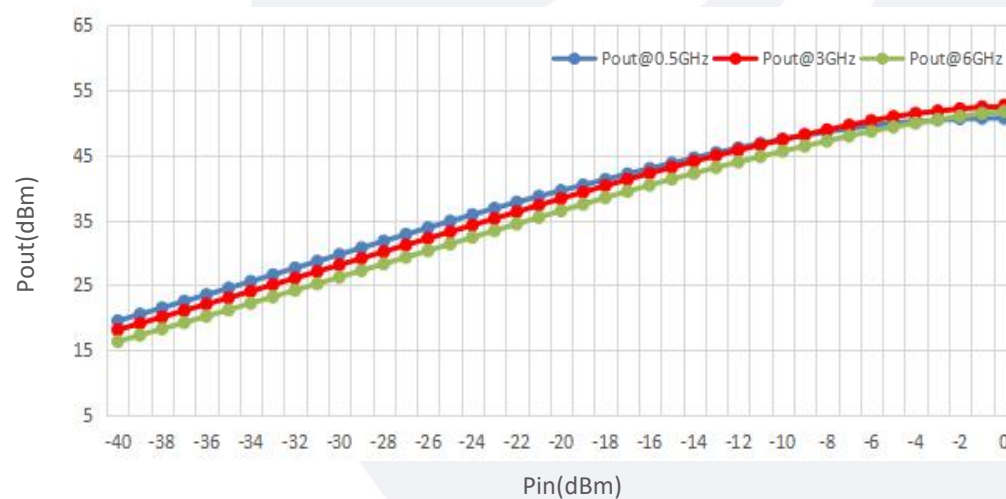
Input VSWR vs Frequency



P1dB vs Frequency



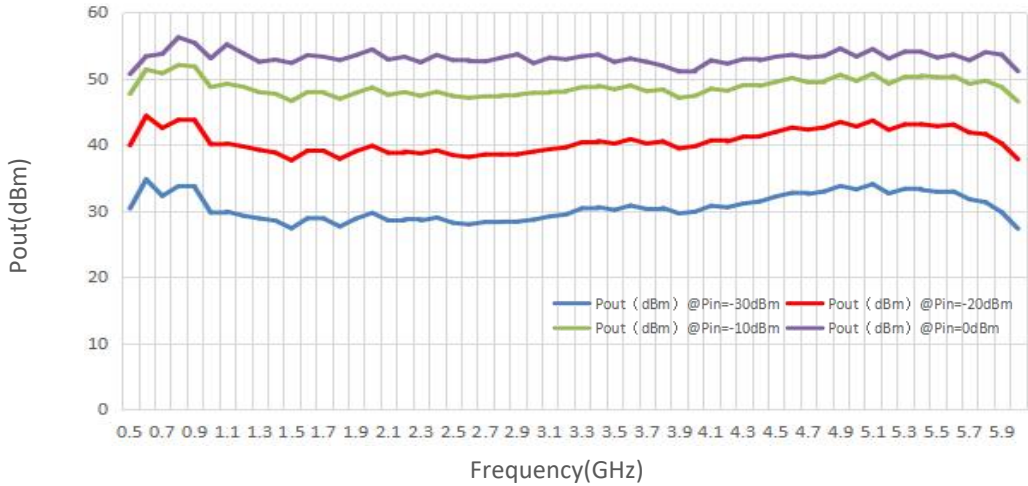
Pout@Pin



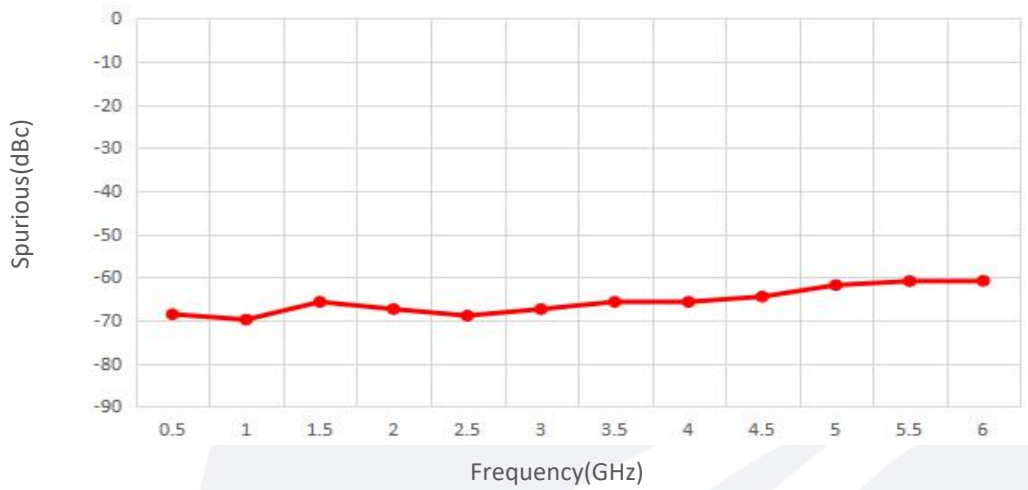
Note: Above data is for ref only, actual data may vary from unit to unit depending on operating environment and other factors like material lots etc.

Typical Performance Data:

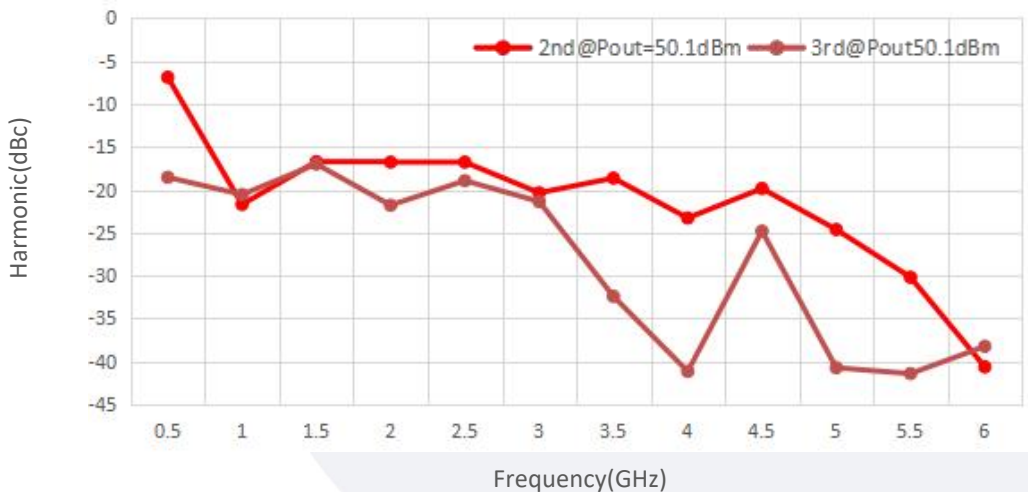
Pout@Equal\_Pin



Spurious vs Frequency



Harmonic vs Frequency



Note: Above data is for ref only, actual data may vary from unit to unit depending on operating environment and other factors like material lots etc.