

Model:TLPA0.5G6G-50-50-BC

Solid State High Power Amplifier Systems 0.5-6GHz,Gain:50dB,Psat:50dBm

Feature:

- Ultra Wide Band: 0.5-6GHz
- Gain: 50dB Min
- Psat Output Power: 50dBm Min
- Protection:Over TEM,over voltage, over current ,over VSWR protection.
- 50 Ohm Matched Input / Output



Electrical Specifications:

Parameter	Symbo	Min	Typ	Max	Units
Frequency range	BW	0.5-6			GHz
Small Signal Gain	SSGP	50			dB
Gain adjustable range	Δ GR	20			dB
Gain adjustable Step	Δ GS		0.5		dB
Gain flatness	Δ GL		\pm 3.5		dB
Output Psat	Psat	50			dBm
Spurious@Pout=50dBm	Spur			-60	dBc
Harmonics@Pout=50dBm	HAM			-10	dBc
Input VSWR	VSWRin		1.5	2.0	:1
AC Voltage	Vac	110	220		V AC
Impedance	I/O-IMP	50			Ohms

Mechanical Specifications:

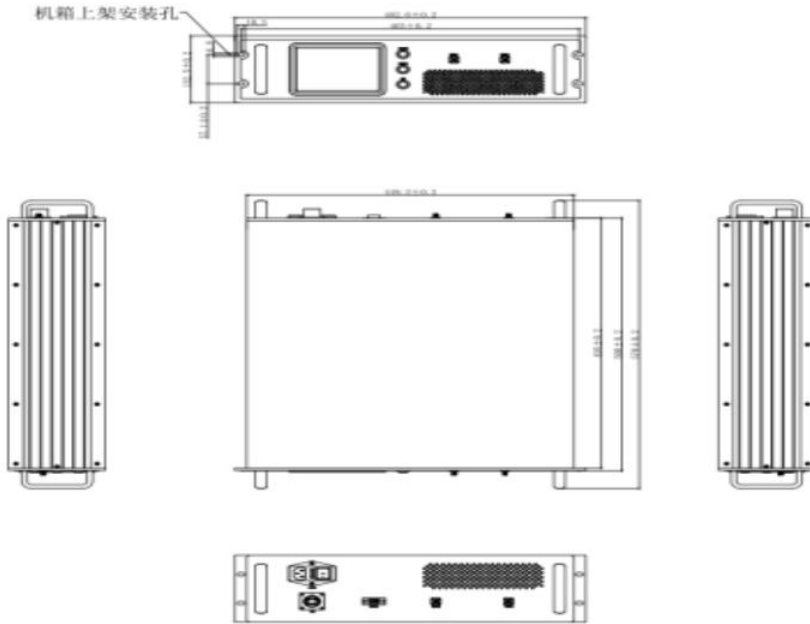
Parameter	Value	Units
Input /Output Connector	N Female/N Female	
AC Power Interface	Air switch	
Size	19 Inch 4U	
Weight	30	Kg

Absolute Maximum Ratings:

Parameter	Value
Supply Bias Voltage	260V AC
RF Input Power	10 dBm
ESD sensitivity (HBm)	Class 0, passed 150V

Outline Drawing:

Unit: mm



OBSERVE PRECAUTIONS
ELECTROSTATIC SENSITIVE
DEVICES

Key Features:

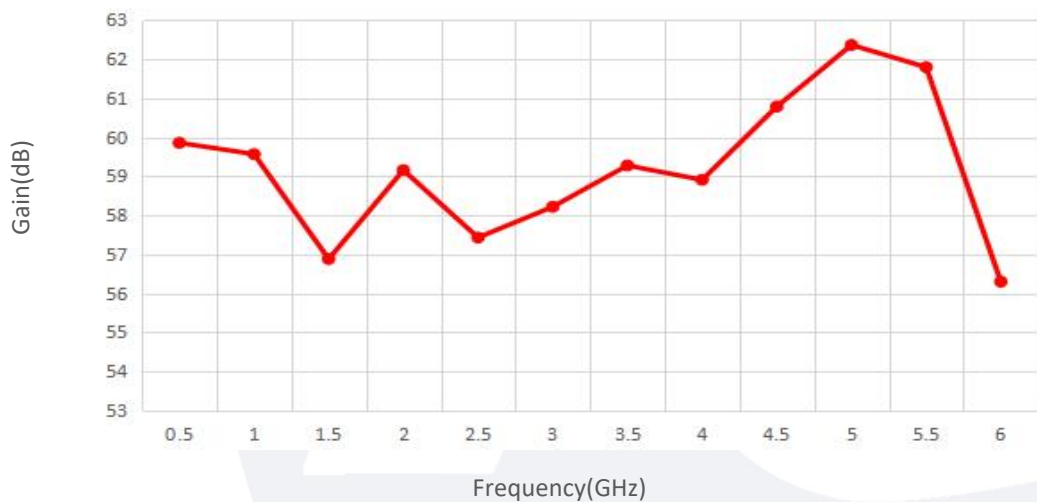
Parameter	Advantages
Remote Control	Ethernet RJ-45 TCP/IP
Control functions	1, Power setting On/Off 2, ALC automatic level control
Protection functions	1, Over TEM 2, Over voltage 3, Over current protection 4, Over VSWR
Monitoring functions	1, Forward Power 2, Temp Fault
Cooling system	Built in Cooling system, forced air cooling

Environmental Conditions:

Parameter	Min	Typ	Max	Units
Operating Temperature	-20		+50	°C
Non-operating Temperature	-45		+65	°C
Relative humidity		95		%
Altitude	50000			feet
Shock / Vibration(MIL-STD- 810F)	25g rms (15 degree 2KHz) endurance, 1 hour per axis			
Shock(non operating)	20G for 11msc half sin wave,3 axis both directions			

Ordering Information:

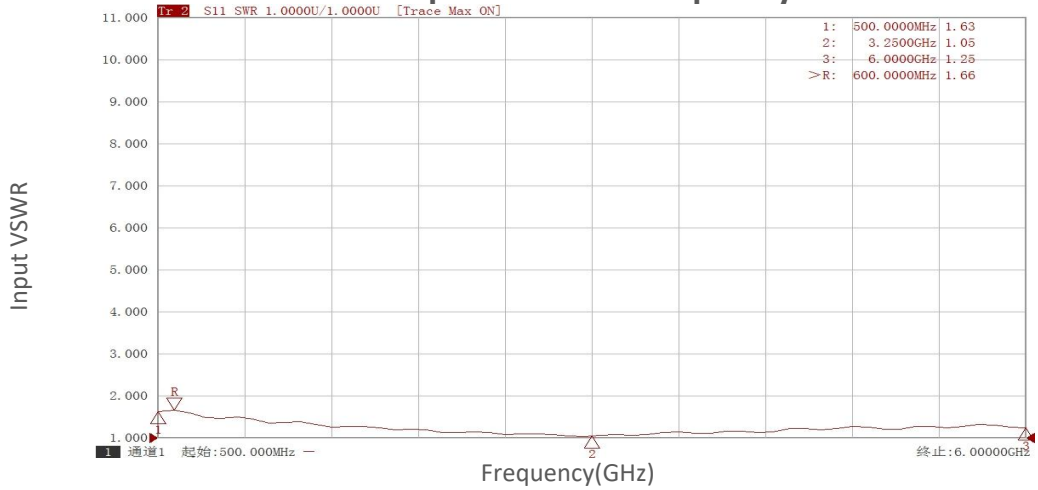
Part Number	Description	Revision
TLPA0.5G6G-50-50-BC	Solid State High Power Amplifier Systems 0.5-6GHz,Gain:50dB,Psat:50dBm,220V AC,Built in Fan Cooling	Rev.1.0

典型曲线 Typical Performance Data:
Small Signal Gain vs Frequency


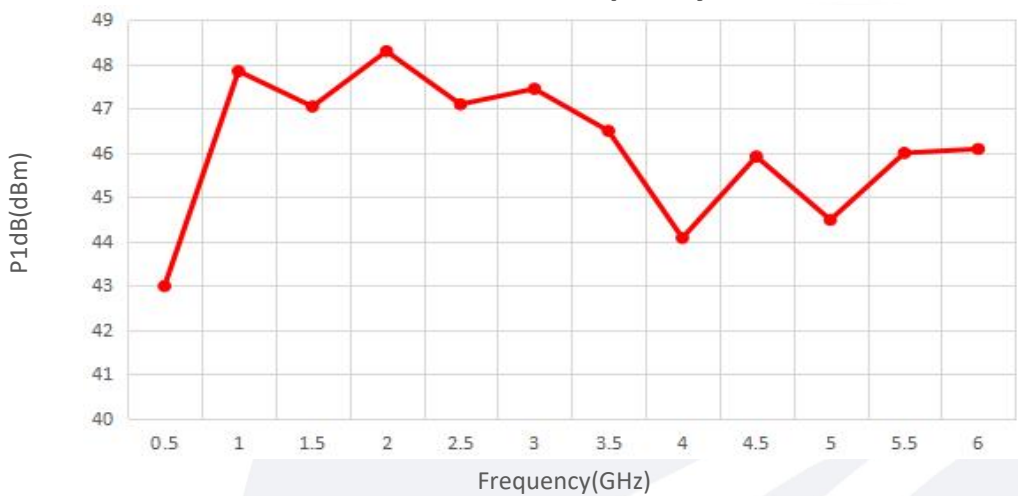
Note: Above data is for ref only, actual data may vary from unit to unit depending on operating environment and other factors like material lots etc.

Typical Performance Data:

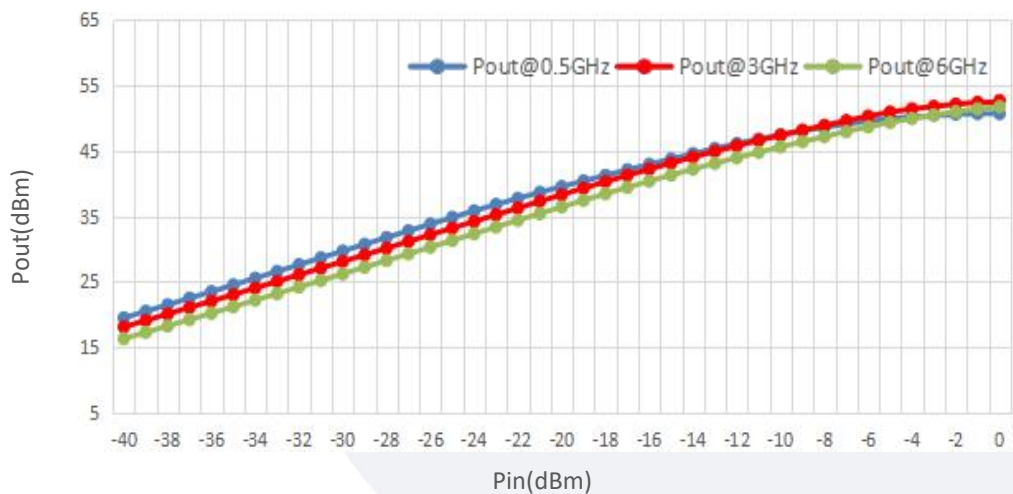
Input VSWR vs Frequency



P1dB vs Frequency



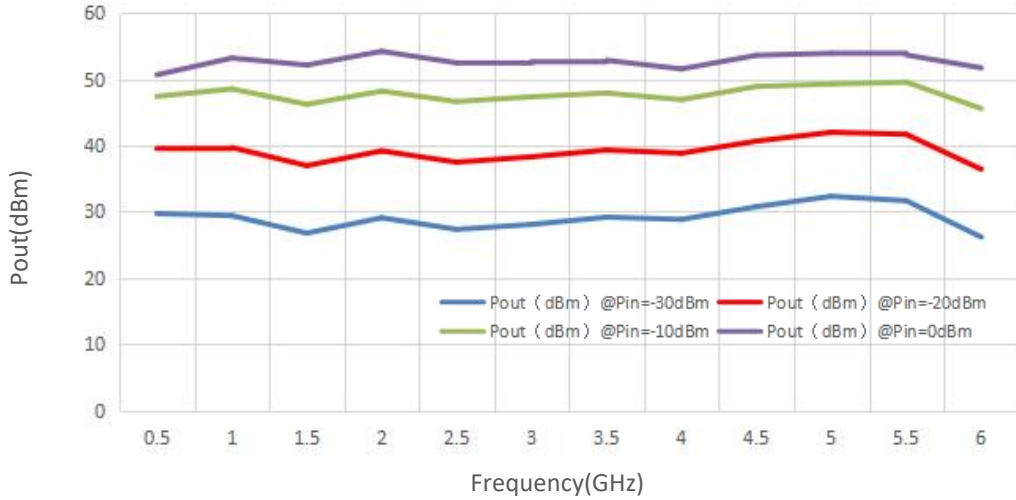
Pout@Pin



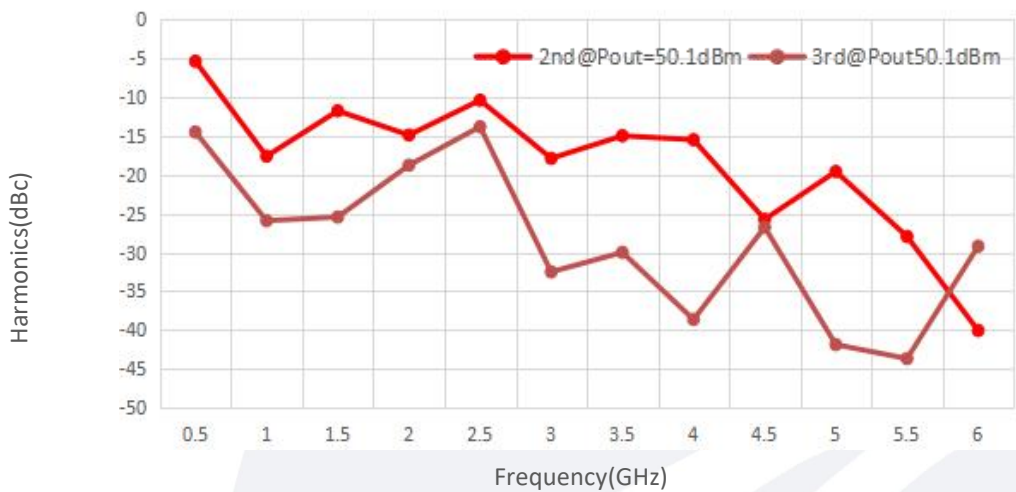
Note: Above data is for ref only, actual data may vary from unit to unit depending on operating environment and other factors like material lots etc.

Typical Performance Data:

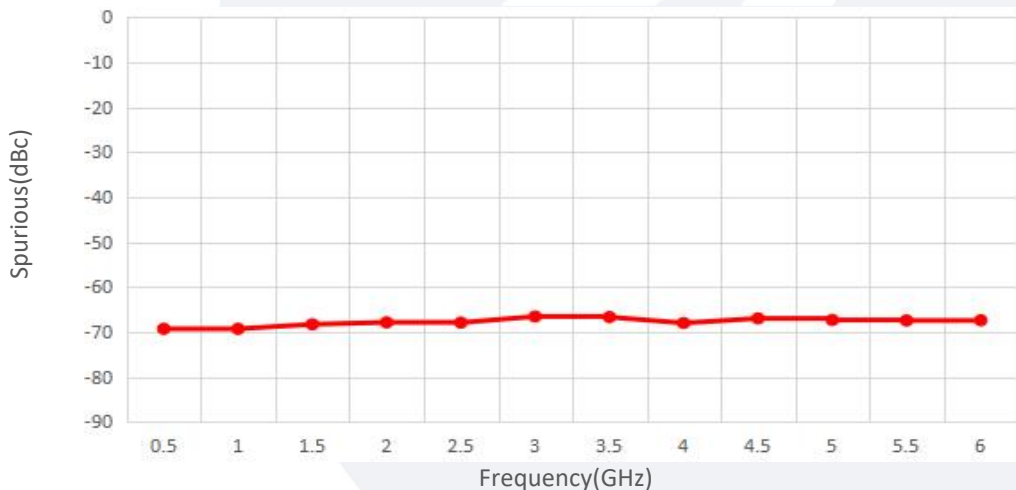
Pout@Equal_Pin



Harmonics vs Frequency



Spurious vs Frequency



Note: Above data is for ref only, actual data may vary from unit to unit depending on operating environment and other factors like material lots etc.