

Part No:RS16W80120-S2

Power Divider/Combiner 16Way SMA 50Ω 8-12 GHz

ELECTRICAL:

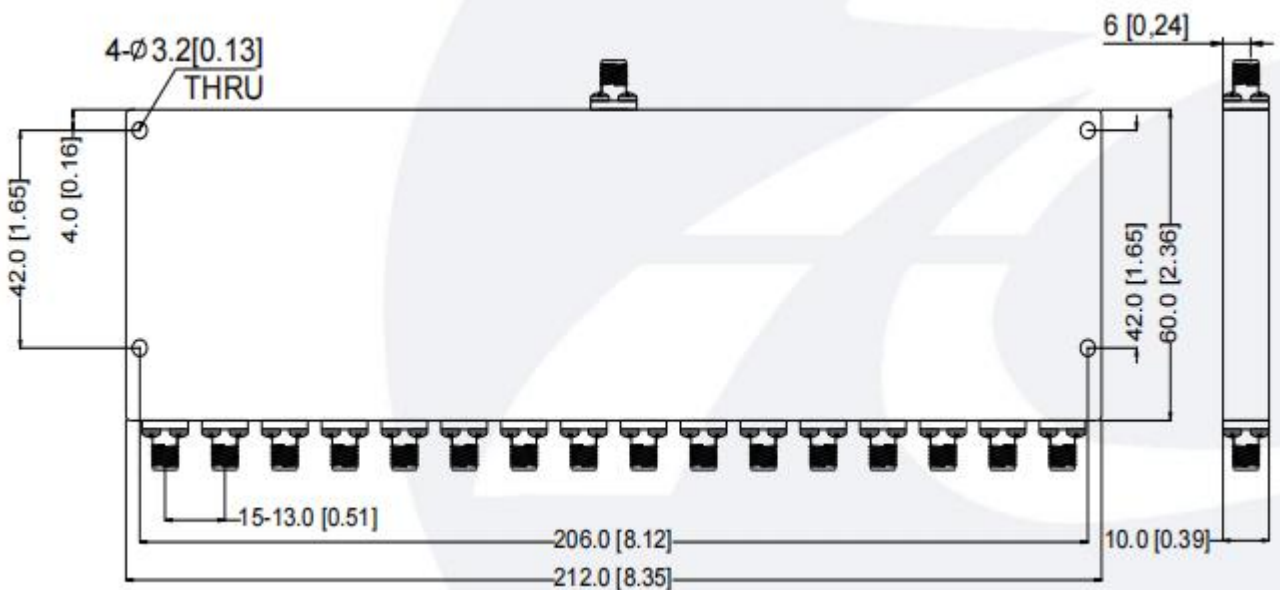
Frequency Range: 8-12 GHz
 Insertion Loss: $\leq 2.5\text{dB}$
 VSWR: $\leq 1.80/1.5: 1$
 Isolation: $\geq 18\text{ dB}$
 Amplitude Balance: $\leq \pm 0.5\text{ dB}$
 Phase Balance: $\leq \pm 10^\circ$
 Power Handling: $\leq 300\text{ Watt}$
 Impedance: 50 OHMS

机械特性 Mechanical:

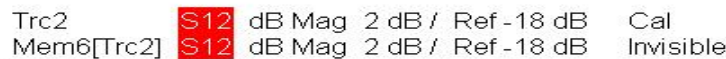
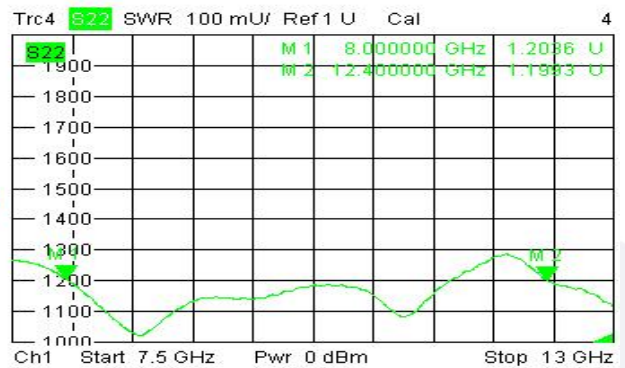
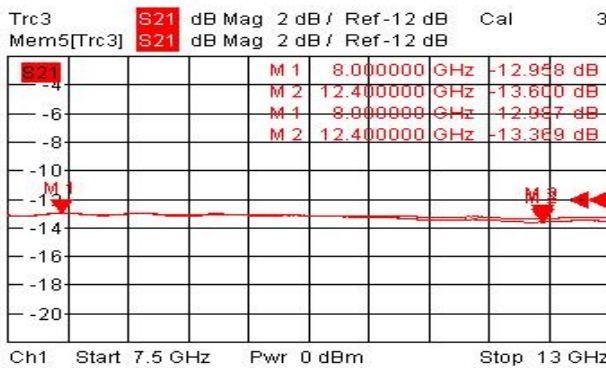
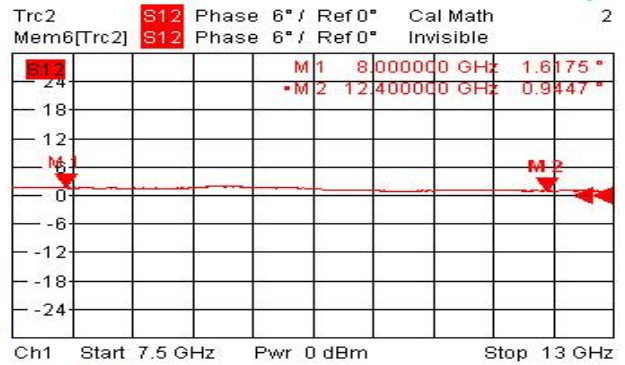
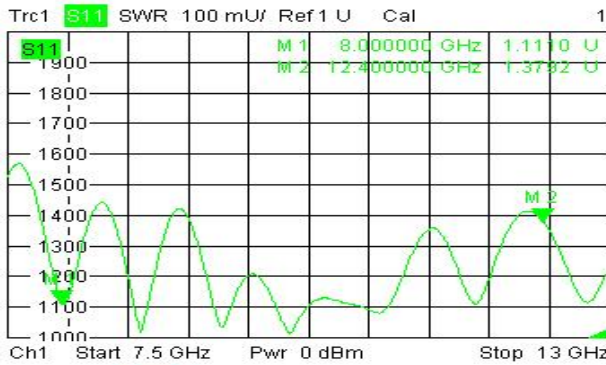
Temperature Range: $-55^\circ\text{ C} - +85^\circ\text{ C}$
 Connectors: SMA-Female
 Relative Humidity: 0 ~ 90%

Outline Drawing:

Unit: mm



Typical Performance Date:



2 of 4 (Max)

