

**Model:TLPA18G40G-40-40-BC**
**Solid State High Power Amplifier Systems  
 18-40GHz,Gain:40dB,Psat:40dBm,220V AC**
**Feature:**

- Wide Band: 18-40GHz
- Gain: 40dB Min
- Psat Output Power:40dBm Min
- Protection:Over TEM,over voltage, over current ,over VSWR protection.
- 50 Ohm Matched Input / Output


**Electrical Specifications:**

Parameter	Symbo	Min	Typ	Max	Units
Frequency range	BW	18-40			GHz
Gain	GP	40			dB
Gain flatness	$\Delta$ GL		$\pm 5$		dB
Output Psat	Psat	40	41		dBm
ALC Accuracy	ALC			$\pm 0.5$	dB
Spurious	Spur			-50	dBc
Harmonics	HAM			-15	dBc
Input VSWR	VSWRin			2.0	:1
AC Voltage	Vac	220			V AC
Impedance	I/O-IMP	50			Ohms

**Mechanical Specifications:**

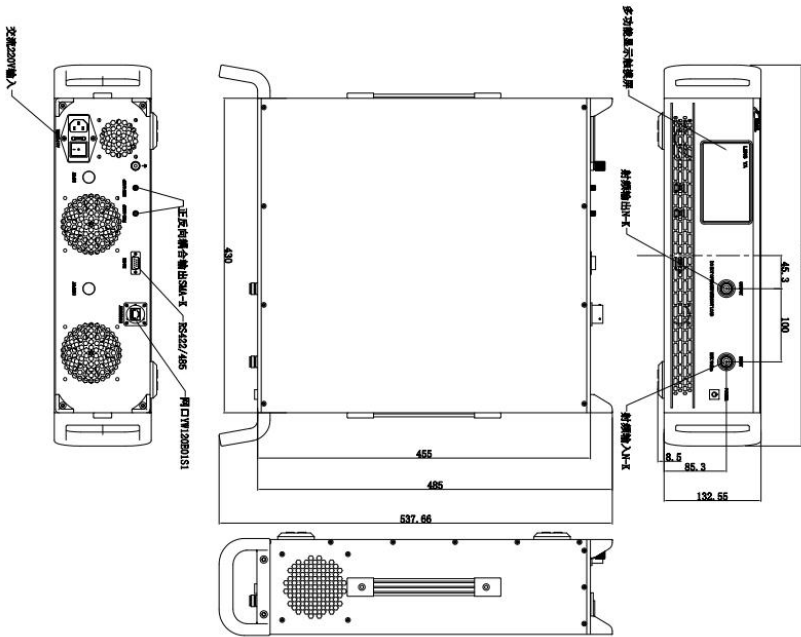
Parameter	Value	Units
Input/Output Connector	2.92 Female/2.92 Female	
Communication Interfaces	RJ45/DB9	
Size	19 Inch 3U	mm
Weight	25	Kg

**Absolute Maximum Ratings:**

Parameter	Value
Supply Bias Voltage	220V AC
RF Input Power	10 dBm
ESD sensitivity (HBm)	Class 0, passed 150V

**Outline Drawing:**

Unit: mm



**Key Features:**



Parameter	Advantages
Control	RS422/LAN, LCD Screen Display
Protection functions	1,Over TEM 2,Over voltage 3,Over current 4,Over VSWR
Control functions	1, Power On/Off 2,RF On/Off 3,Gain Adjustment
Cooling system	Built in Cooling system,forced air cooling

**Environmental Conditions:**

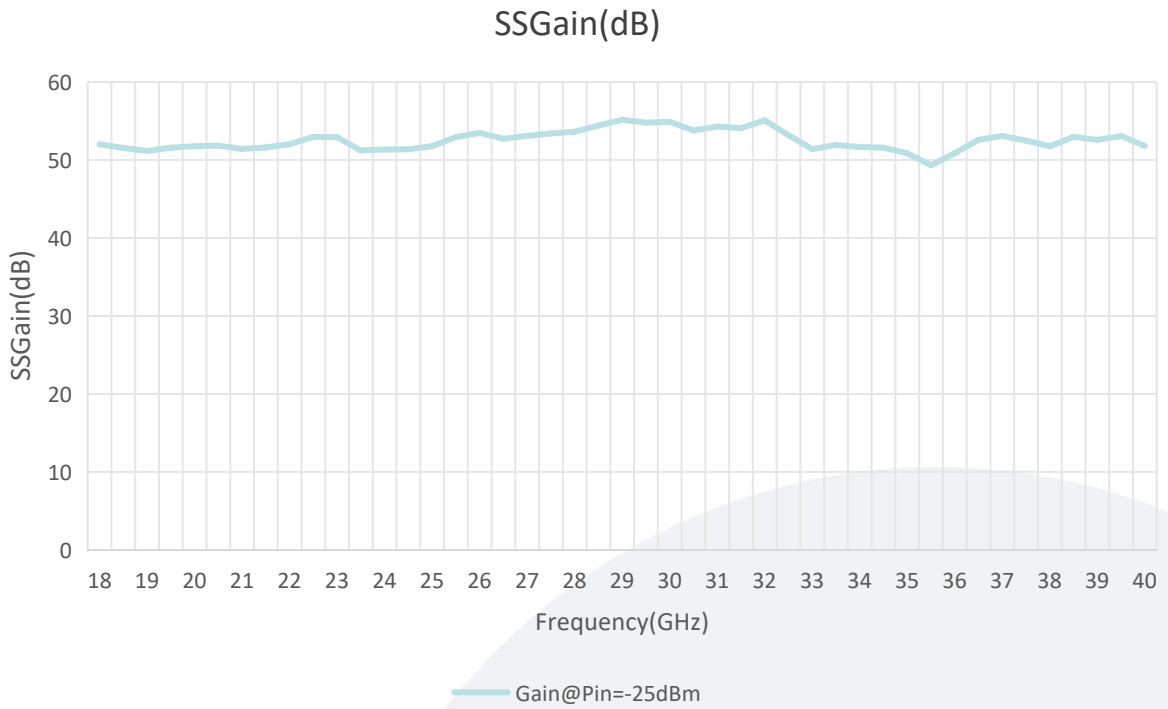
Parameter	Min	Typ	Max	Units
Operating Temperature	-20		+50	°C
Non-operating Temperature	-45		+65	°C
Relative humidity		95		%
Altitude	10000			feet
Shock / Vibration(MIL-STD- 810F)	25g rms (15 degree 2KHz) endurance, 1 hour per axis			
Shock(non operating)	20G for 11msc half sin wave,3 axis both directions			

**Ordering Information:**

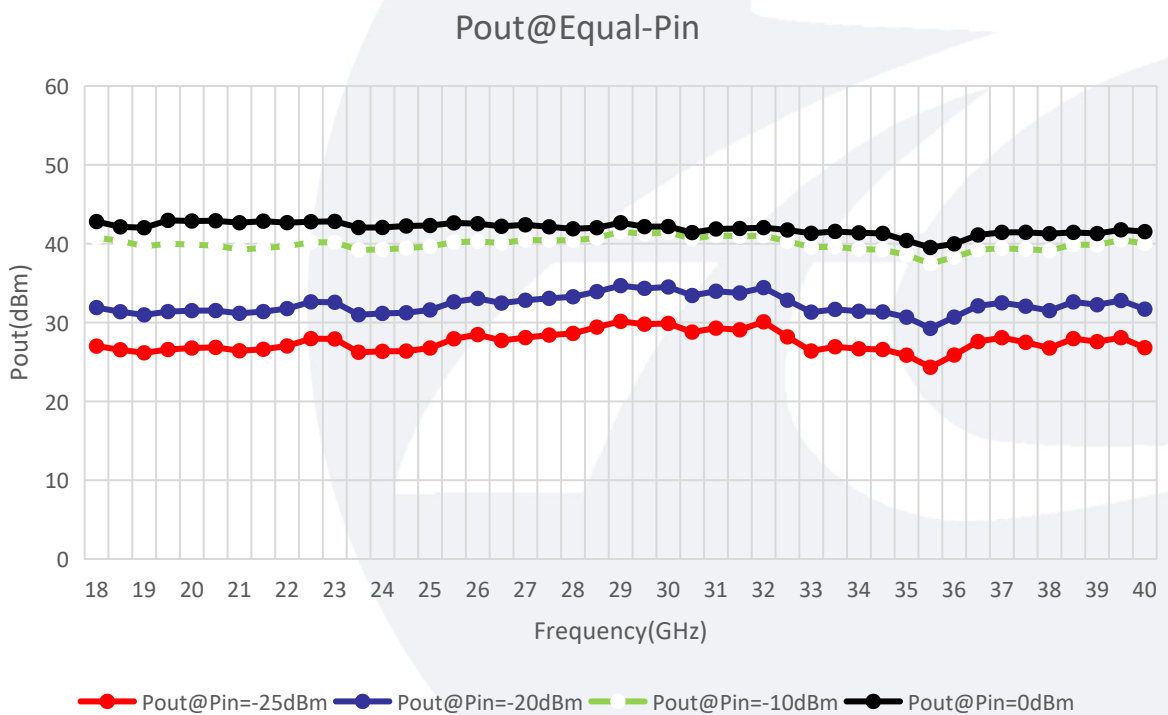
Part Number	Description	Revision
TLPA18G40G-40-40-BC	Solid State High Power Amplifier Systems 18-40GHz,Gain:40dB,Psat:40dBm,220V AC,Built in Fan Cooling	Rev.1.0

Measured data:

1. Gain



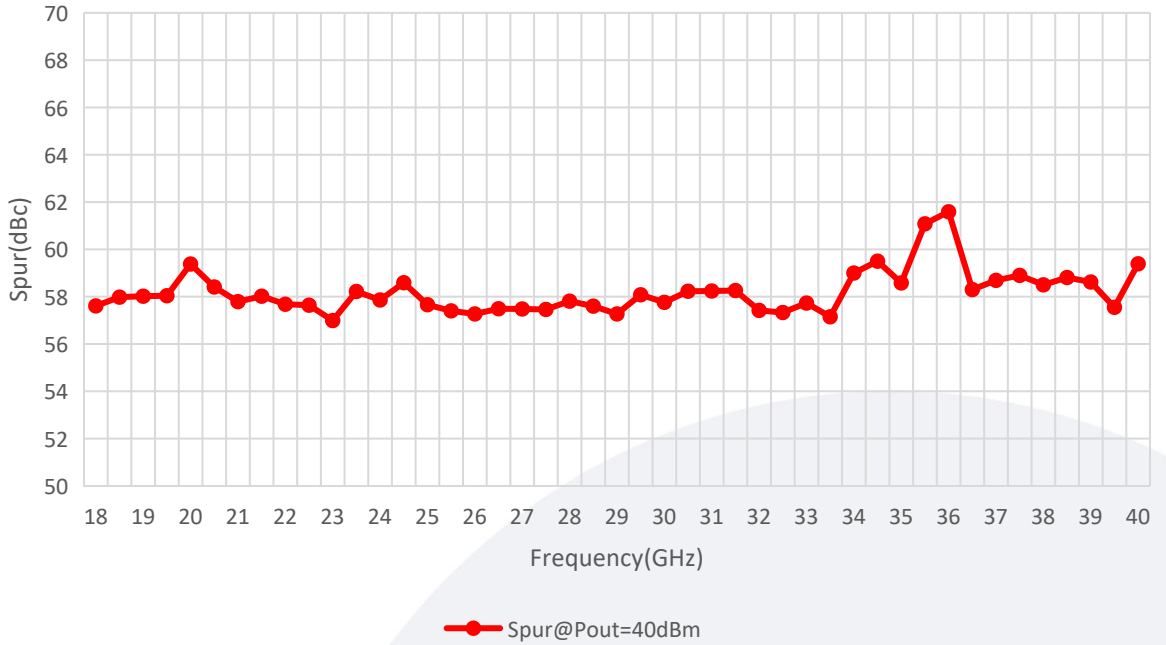
2. Output Power



Measured data:

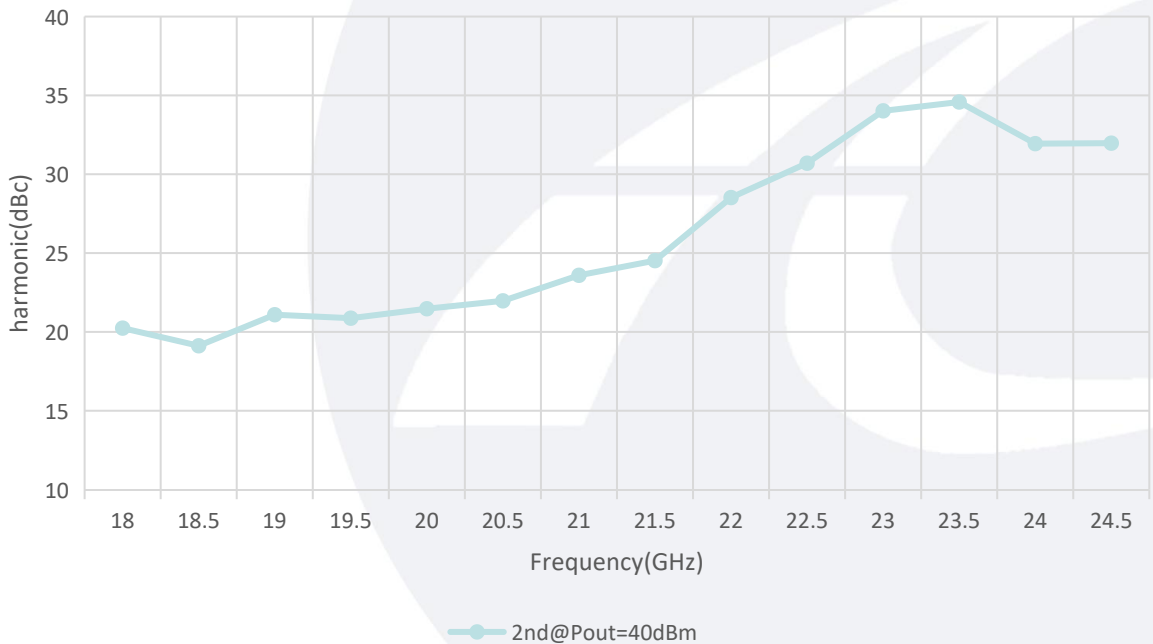
3. Spurious

Spur@Pout=40dBm



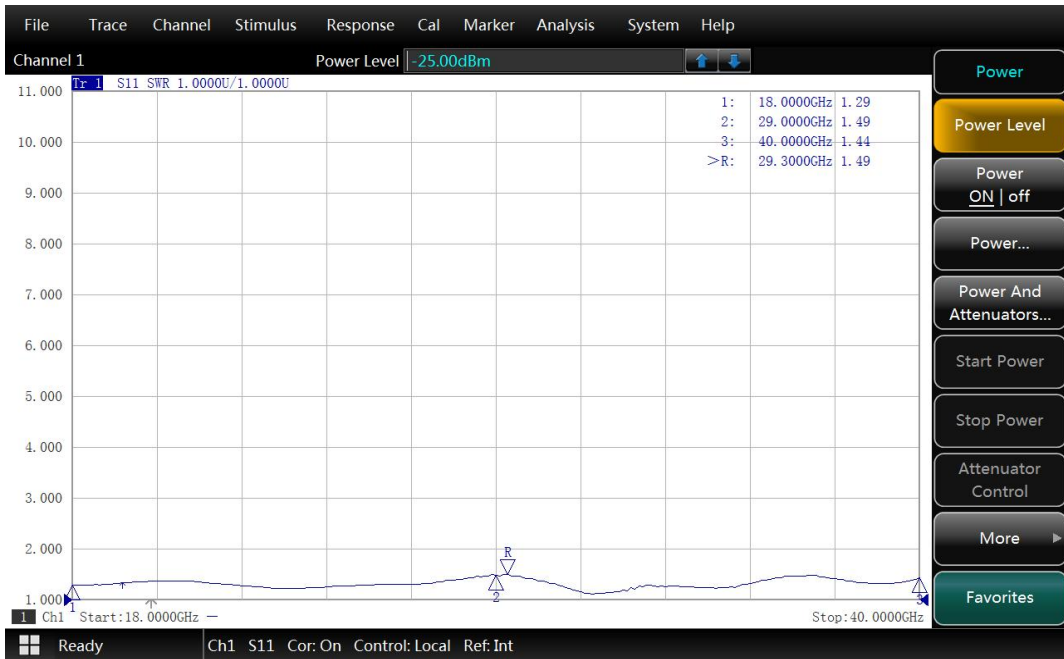
4. Harmonics

Harmonic@Pout=40dBm



实测数据 Measured data:

5. VSWR



6. Power Dissipation

