

Part No.: RS2W10500-2.4

Power Divider/Combiner 2 Way SMA 50Ω 1 to 50 GHz

电气特性 Electrical:

工作频率 Frequency Range: 1-50GHz

插入损耗 Insertion Loss: ≤4.5dB

驻波 VSWR: Input:≤1.8, 1.6 typ
Output:≤1.6

隔离 Isolation: @1-45GHz: ≥18dB
@45-50GHz: ≥ 12dB, 14dB Typ

幅度平衡 Amplitude Balance: ≤±0.5dB,

相位平衡 Phase Balance: ≤±6°

耐功率 Power Handling: 10 Watt

阻抗 Impedance: 50 OHMS

机械特性 Mechanical :

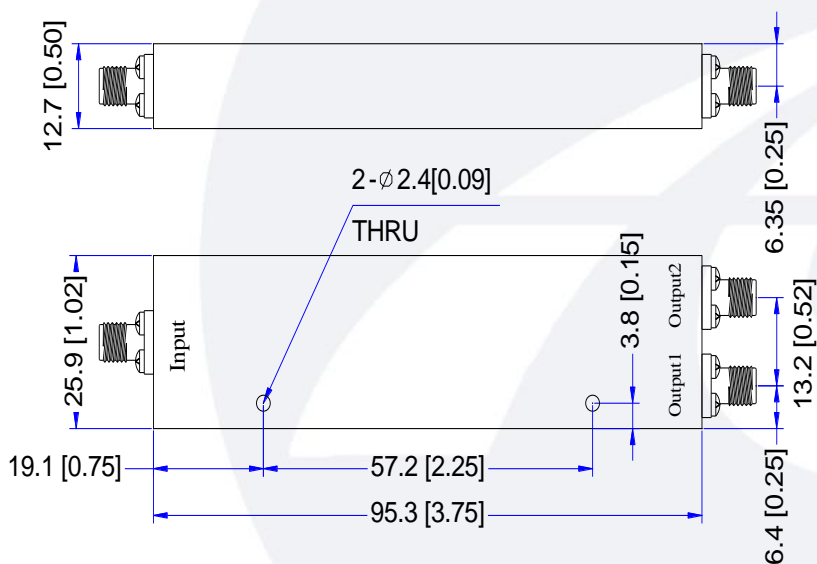
温度范围 Temperature Range: -45° C - +85° C

接口 Connectors: 2.4-Female

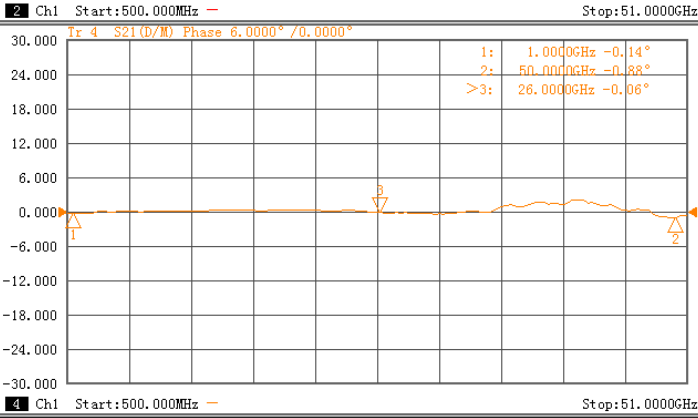
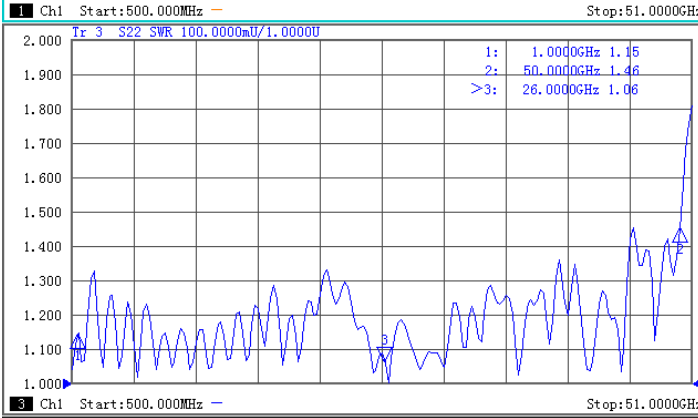
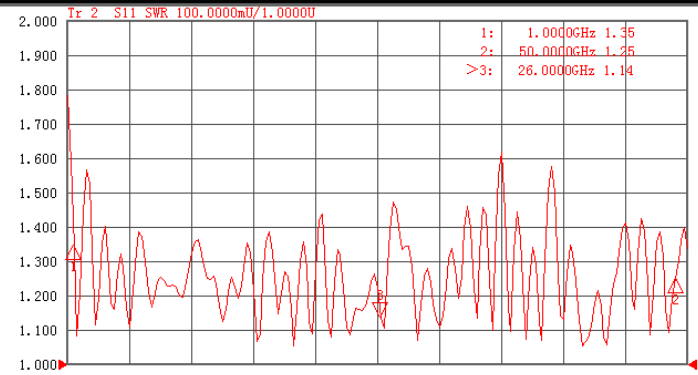
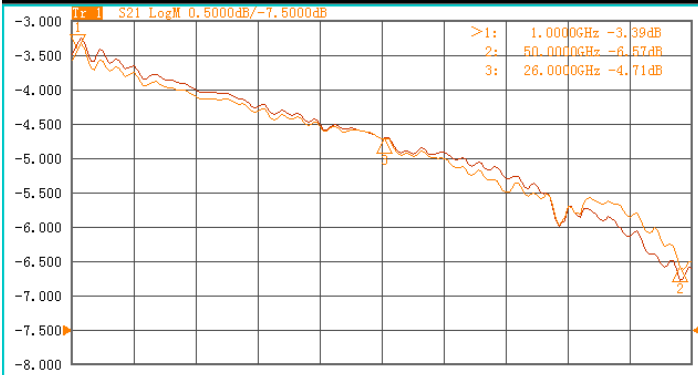
相对湿度 Relative Humidity: 0 ~ 90%

外形尺寸 Outline Drawing:

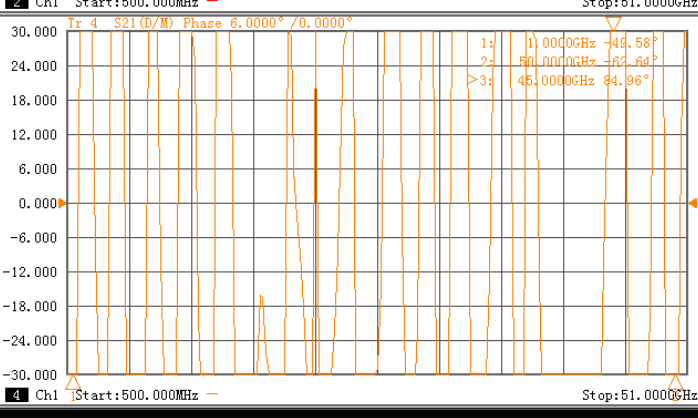
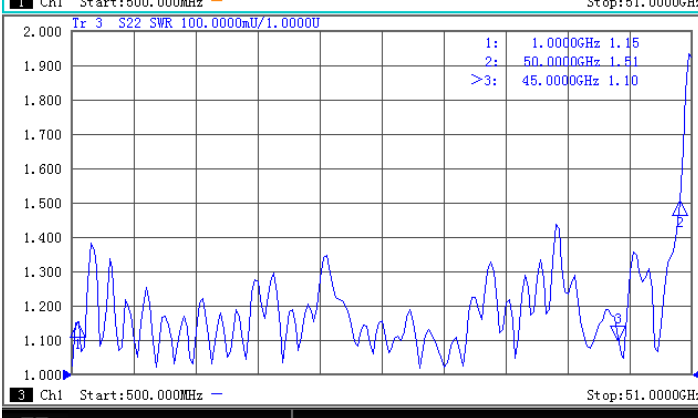
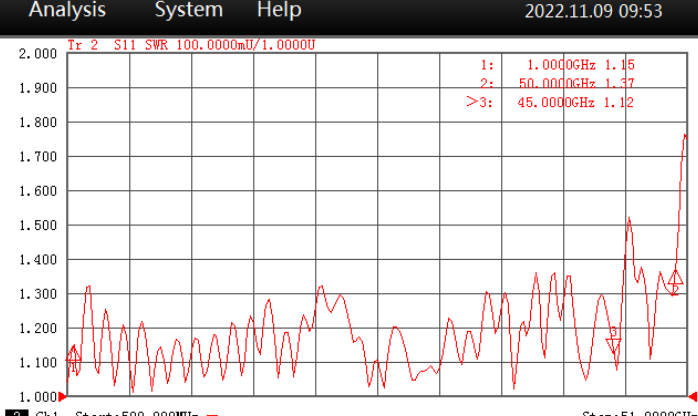
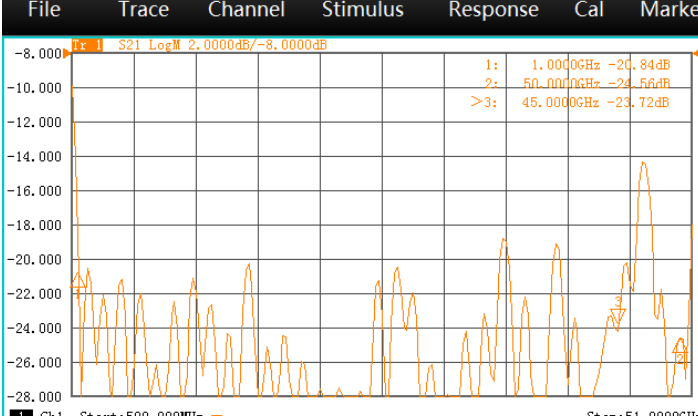
Unit: mm



File Trace Channel Stimulus Response Cal Marker Analysis System Help 2022.11.09 09:51



Ready Control: Local Ref: Int File Trace Channel Stimulus Response Cal Marker Analysis System Help 2022.11.09 09:53



Ready Control: Local Ref: Int