

Model: TLLA50K67G-25-50
Low Noise Amplifier
50KHz-67GHz, NF:5.0dB, Gain:25dB, P1dB:15dBm
Feature:

- Ultra Wide Band: 50KHz-67GHz
- Gain: 25dB Typ
- Noise Figure: 5.0dB Typ
- Good Power and Gain Flatness
- 50 Ohm Matched Input / Output

Electrical Specifications:

Parameter	Min	Typ	Max	Units
Frequency range	50KHz-67GHZ			GHz
Gain		25		dB
Gain Flatness		±2.0		dB
Noise Figure		5		dB
P1dB		15		dBm
Output IP3		20		dBm
Input VSWR		2.0		:1
Output VSWR		2.0		:1
DC Voltage		+12		V DC
DC Supply Current		300		mA
Impedance	50			Ohms

Mechanical Specifications:

Parameter	Value	Units
Input /Output Connector	1.85mm Female	
DC Bias	Solder Pin	
Size	44.8*29.2*11	mm
Weight	/	g

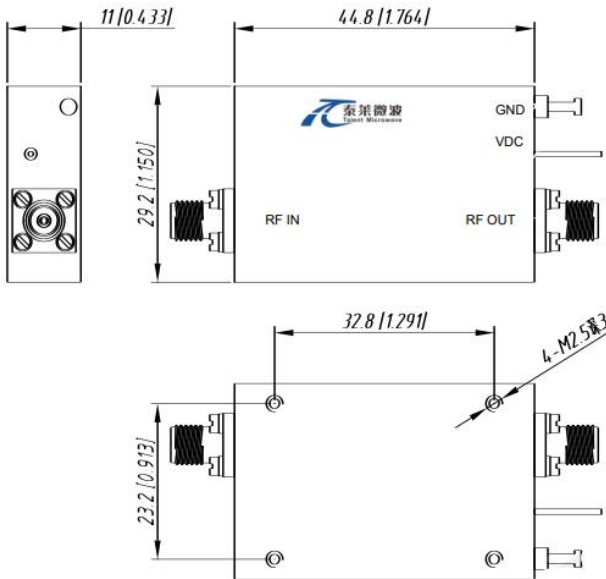

 Available 220V System
 Benchtop Amplifier

Absolute Maximum Ratings:

Parameter	Value
Supply Bias Voltage	TBD
RF Input Power	10 dBm
ESD sensitivity (HBm)	Class 0, passed 150V

Outline Drawing:

Unit: mm(inches)



*****Heat Sink Required During Operation**



OBSERVE PRECAUTIONS
ELECTROSTATIC SENSITIVE
DEVICES

Environmental Conditions:

Parameter	Min	Typ	Max	Units
Operating Temperature	-40		+75	°C
Non-operating Temperature	-55		+85	°C
Relative humidity		95		%
Altitude	50,000			feet
Shock / Vibration(MIL-STD-810F)	25g rms (15 degree 2KHz) endurance, 1 hour per axis			
Shock(non operating)	20G for 11msc half sin wave,3 axis both directions			

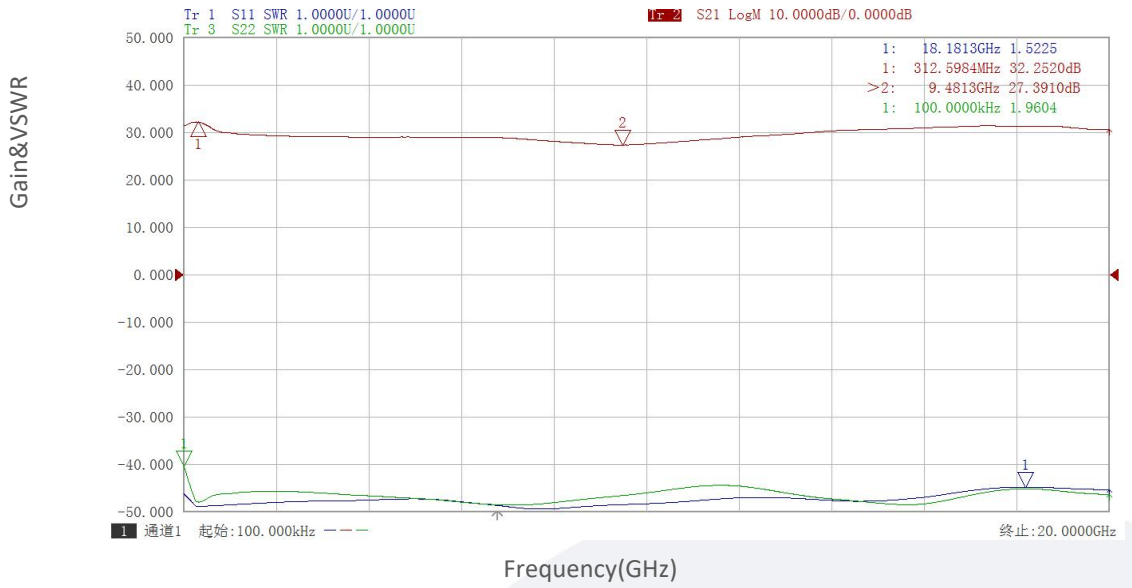
Ordering Information:

Part Number	Description	Revision
TLLA50K67G-25-50	Low Noise Amplifier, 50K-67GHz, Noise Figure:5.0dB, Gain:25 dB,P1dB:15dBm,+12V DC,Without Heatsink	Rev.1.1
TLLA50K67G-25-50-HS	Low Noise Amplifier, 50K-67GHz, Noise Figure:5.0dB, Gain:25 dB,P1dB:15dBm,+12V DC,With Heatsink	Rev.1.1

Typical Performance Data:

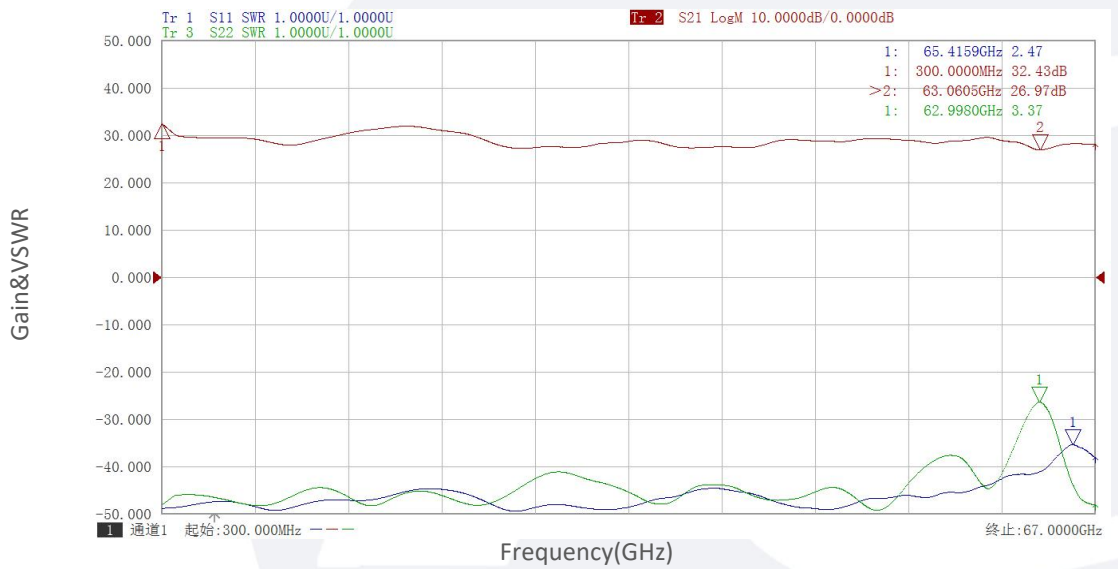
Gain&VSWR vs Frequency

100KHz-20GHz:



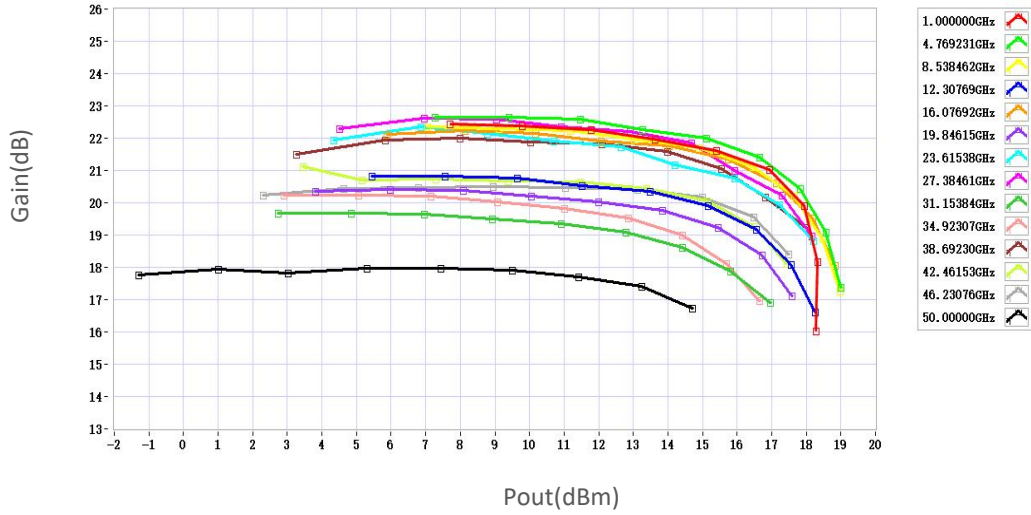
Gain&VSWR vs Frequency

300MHz-67GHz:

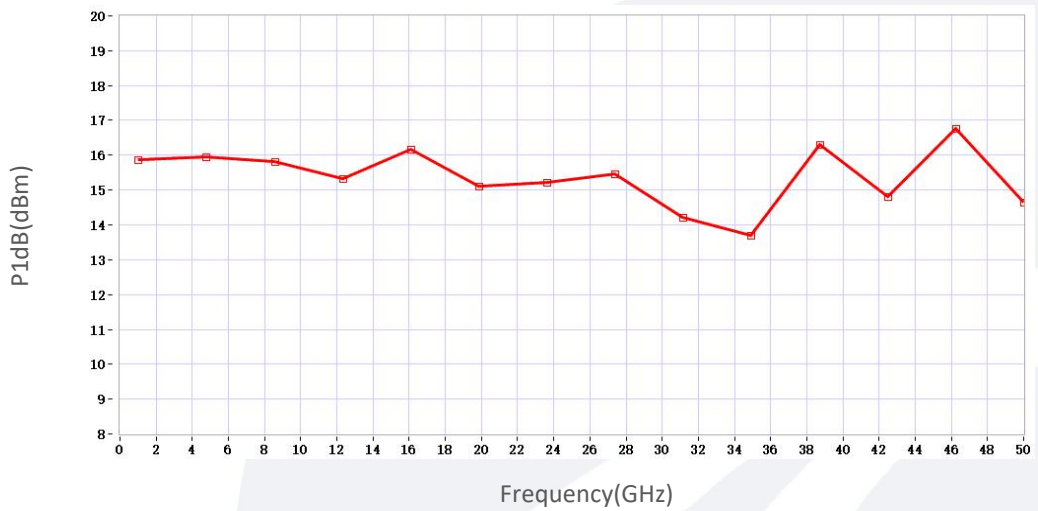


Typical Performance Data:

Gain vs Output Power



P1dB vs Frequency



Noise Figure vs Frequency

